Daily Report

Sawasdee Thai Market

Thursday, November 19, 2026

Market today

Sideways, no new catalyst

The SET is expected to fluctuate within a range. Investment sentiment still lacks fresh catalysts; even as crude oil prices continue to pull back, pressure persists from remarks by several Fed officials favoring aggressive rate hikes to curb inflation, requiring a selective focus on stocks with specific drivers. Today's key events to watch include the trilateral meeting between President Trump, President Xi, and President Putin at the APEC summit, as well as Anthropic's IPO on the US stock market. Technically, the index is swinging downward, showing no clear reversal signal yet.

Support - Resistance: 1465/1460 – 1480/1485

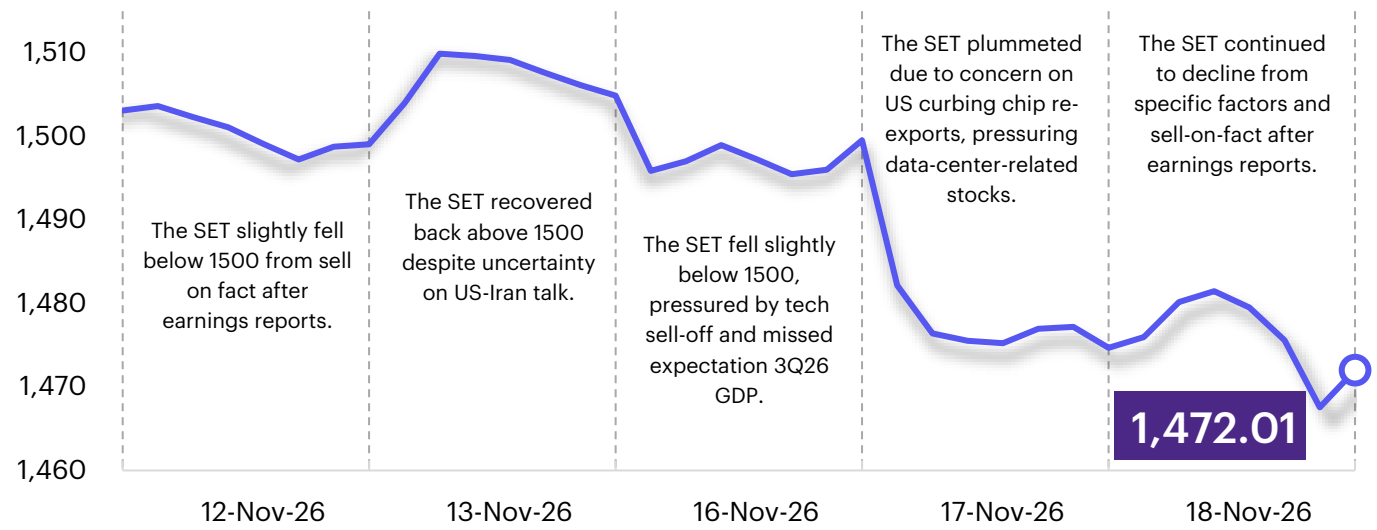

Today's highlights

- Christopher Waller stated the Fed needs to hike its policy rate by 50bps at the Dec 8–9 meeting to curb inflation, weighing on risk asset sentiment and dragging gold prices down to US$3,750/oz while the US dollar strengthened to a 19-month high, positive for exporters (TU, ITC, DELTA, HANA, KCE) and commercial banks (KTB, BBL, KBANK).
- Brent fell 2.2% to US$91.11/bbl after the EIA reported higher-than-expected crude inventories, negative for energy stocks (PTTEP, TOP, SPRC, BCP) but positive for anti-oil plays (GPSC, BGRIM, AAV, BA). Meanwhile, the OFFO cut gasoline prices by Bt0.70/litre, lower living costs and benefiting commerce stocks (CPALL, CPAXT, BJC).
- The ERC opened public hearings on the Jan–Apr 2027 power tariff with two options: Bt5.02/unit, or splitting into two tiers with Bt3.86/unit for households and small businesses and Bt4.73/unit for industrial users. This is neutral for utilities (GULF, GPSC, BGRIM), as focusing on long-term growth from PDP2026 and Direct PPA.
- The Korea Development Institute (KDI) raised 2027 GDP forecast to 3.9% from 2.2% on strong semiconductor demand from AI investments, aligning with Japan exports in Oct rising 20.5%YoY (chip equipment +49.7%, autos +19.9%), positive for electronics (DELTA, HANA, KCE) and auto stocks (AH, SAT, STANLY).
- The government approved a 35% excise tax on imported complete EVs (BEV/REEV) to ensure fairness for domestic manufacturers and support the auto supply chain, while the Minister of Finance met Japanese chip leaders and Rapidus's president to attract advanced chip investment targeting Bt500bn by 2030, benefiting industrial estates (WHA, AMATA), electronics (DELTA, HANA, KCE), and autos (AH, SAT, STANLY).

Trading today

We view the SET as likely to trade sideways, as the market awaits developments in the Middle East conflict and monitors the Fed's rate direction through the FOMC Minutes (Nov 19). Domestically, attention is on the enforcement of the SET's 8 new trading measures. Our investment strategy is therefore "Selective Buy" across 4 themes with specific positives as follows:

1. Tick size & liquidity plays — Stocks expected to benefit from the tick size reduction, which should lower trading costs and increase liquidity, focusing on SET100 stocks priced at Bt5–50 with strong fundamentals, clear earnings growth, and solid financial positions. Our Outperform picks stand to gain from improved liquidity: **AMATA,** CRC, **GLOBAL,** PRM, SCGP, TU, TIDLOR.
2. Short cover & rebound plays — Stocks seen as targets for short covering if the market recovers, focusing on SET100 stocks that have been pressured by short selling and have fallen more sharply than the market. Should the index turn higher, these stocks could see buy-back demand that drives a faster and stronger rebound than the broader market: DELTA, **KCE, HANA,** PTT, PTTGC, IVL.
3. FDI & tech-infrastructure plays — Stocks set to benefit from the accelerating domestic investment cycle and the government's clean energy restructuring plan, as well as speculation on the cabinet's upcoming consideration of data center regulatory criteria: industrial estates (WHA, **AMATA**), electronics (DELTA, **HANA, KCE**), and renewable energy (GULF, GPSC, GUNKUL).
4. Quality dividend plays — Capturing year-end tax-saving fund inflows (TESG, RMF) that gradually accumulate fundamentally sound stocks during Nov–Dec, focusing on high-quality dividend stocks with stable earnings, consistent cash flow, and an attractive expected Dividend Yield of above 5% p.a.: BBL, KTB, KKP, HMPRO, **AP,** SCCC, PTT, FTREIT, LHSC.

Strategy today

In the near term, we expect the SET to trade sideways, as the market awaits developments in the Middle East conflict and monitors the Fed's rate direction through the FOMC Minutes (Nov 19). On the domestic front, with Thai listed companies' 3Q26 earnings season now over, the main focus is expected to shift to the enforcement of the SET's 8 new trading measures from Nov 16, aimed at upgrading the capital market and creating better balance. Key highlights include a reduced tick size for stocks priced at Bt5–50, fines on accounts submitting spoofing orders, a revised short-sell rule to zero-plus tick (switching immediately to uptick if a stock falls 10%) and restricting short selling to highly liquid stocks only. The investment strategy is therefore "Selective Buy".

Daily Top Picks

CBG: Supported by recovering purchasing power following declining oil prices, while benefiting in the near term from lower raw material costs (aluminum and petrochemicals). Domestic sales are projected to continue expanding in 4Q26F, while SG&A expenses and interest costs are well-controlled. Short-term TP is Bt57.00.

GPSC: Supported by a downward trend in fuel costs, with LNG prices having fallen approximately 19% from their October 2026 peak. Long-term growth drivers include PPA renewal opportunities, data center electricity demand, capacity expansion under PDP2026, and Direct PPA. Short-term TP is Bt51.00.

innovestX
บริษัทหลักทรัพย์ในกลุ่ม SCBX

Daily Report

Sawasdee Thai Market

Thursday, November 19, 2026

Today's reports

Finance – Decent earnings growth; Cheap valuation
BDMS – 4Q26 improvement continues
BJC – Stronger retail, leaner SG&A cost base
BH – Weak 4Q26 revenue growth guidance
BTS – An emerging path forward
CKP – 3Q26: Profit down YoY, outlook softening
SIRI – 3Q26: in-line earnings

SET Index series

Index	18 Nov (pts)	Chg (pts)	Chg (%)	Value (Btmn)
SET	1,472.01	(2.67)	(0.18)	62,110.77
SET50	1,005.65	(2.82)	(0.28)	44,100.07
SET100	2,163.56	(5.13)	(0.24)	53,897.95
sSET	619.22	(1.11)	(0.18)	996.58
SETCLMV	783.29	(3.25)	(0.41)	31,696.46
SETHD	1,486.57	(7.06)	(0.47)	17,803.23
SETESG	985.27	(3.97)	(0.40)	45,862.14
SETWB	652.16	(6.51)	(0.99)	14,301.31
mai	209.16	(0.09)	(0.04)	157.57

What to watch

Date	Event
16 Nov	**Economic release: JP** – GDP, Q3 (preliminary); Industrial Production, Sep (final) **CN** – Retail Sales, Industrial Production, and Surveyed Unemployment Rate, Oct; Fixed Asset Investment, Property Investment, and Residential Property Sales, Jan–Oct **TH** – GDP, Q3 **EU** – Industrial Production, Sep **US** – Empire State Manufacturing Index, Nov
17 Nov	**Economic release: EU** – ZEW Economic Expectations, Nov **US** – Retail Sales, Import Price Index, Industrial Production, and Capacity Utilization, Oct; Business Inventories, Sep; NAHB Housing Market Index, Nov
18 Nov	**Economic release: JP** – Trade Balance, Exports, and Imports, Oct **EU** – CPI and Core CPI, Oct (final) **US** – Housing Starts, Building Permits (preliminary), and Pending Home Sales, Oct; Weekly MBA Mortgage Applications
19 Nov	**Economic release: JP** – Core Machinery Orders, Sep **US** – Philadelphia Fed Business Outlook, Nov; Leading Economic Index, Oct; Weekly Initial and Continuing Jobless Claims
20 Nov	**Economic release: JP** – National CPI, CPI Excluding Fresh Food, and CPI Excluding Fresh Food and Energy, Oct **EU** – Consumer Confidence, Nov (preliminary) **US** – University of Michigan Consumer Sentiment, Nov (final)

Trading summary by investor type

(Btmn)	18 Nov	WTD	MTD	YTD
Foreign				
Net	(34)	169	(1,294)	17,219
Breakdown (%)	47.34	46.22	54.21	54.71
Institution				
Net	(1,377)	(2,542)	3,361	(77,571)
Breakdown (%)	5.65	5.45	6.73	7.53
PropTrade				
Net	264	(1,927)	(9,453)	(6,367)
Breakdown (%)	22.30	22.44	10.89	7.25
Individual				
Net	1,148	4,300	7,386	66,718
Breakdown (%)	24.71	25.89	28.17	30.50

SET Index movement

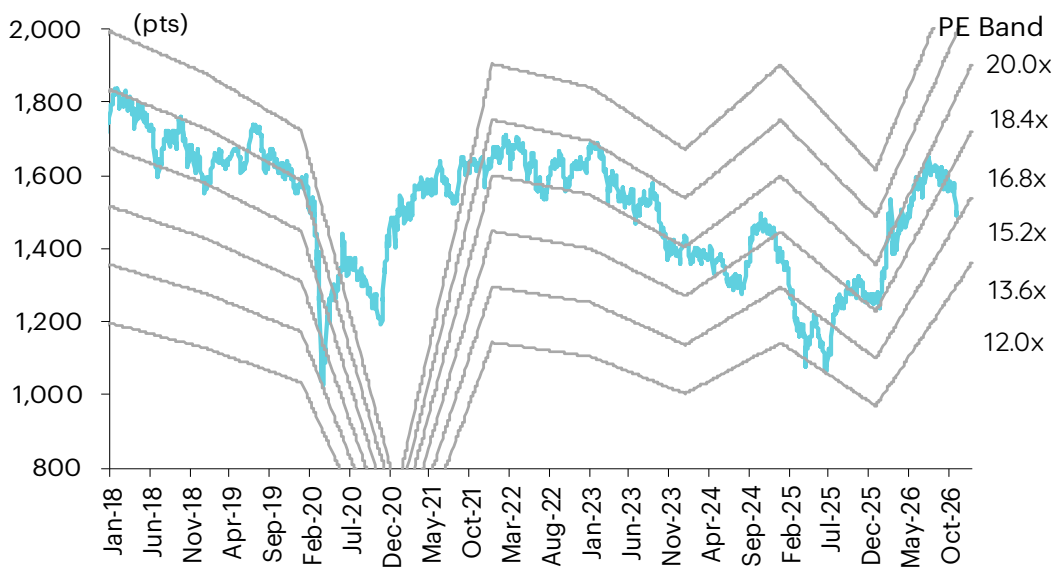

S50 futures trading by foreign investors

(Contract)	18-Nov	WTD	MTD	YTD
Foreign	3,015	(14,005)	(21,856)	(46,465)
Institution	(1,222)	2,494	21,974	28,916
Customer	(1,793)	11,511	(118)	17,549

Bond trading by foreign investors

(Btmn)	18-Nov	WTD	MTD	YTD
Buy	5,240	8,190	86,896	1,010,044
Sell	8,140	28,162	102,058	984,465
Net	(2,900)	(19,971)	(15,163)	25,579

Market update

Global market movement

	18-Nov	Index	Performance (%) Chg (pts)	1D	WTD	MTD	YTD	PE (x) 26F	27F	EPS gth (%) 26F	27F	PBV (x) 26F	27F	ROE (%) 26F	27F
S&P 500		7,324	(16.90)	(0.2)	(3.1)	(3.4)	7.0	19.8	17.3	38.7	14.4	5.0	4.3	23.2	23.4
Euro Stoxx 600		644	(6.67)	(1.0)	(3.0)	(0.4)	8.8	14.9	13.8	20.3	8.4	2.3	2.1	14.5	15.0
Nikkei 225		59,024	163.85	0.3	(3.5)	(6.7)	17.3	20.3	17.8	30.8	14.0	2.6	2.4	12.5	13.6
Hang Seng		23,295	(213.42)	(0.9)	(1.5)	0.0	(9.1)	10.7	9.5	1.4	12.0	1.1	1.1	10.4	10.9
MSCI Asia x J		975	0.00	0.0	(4.4)	(6.1)	6.8	10.1	7.6	78.9	32.5	1.9	1.6	18.7	21.0
Philippines		5,512	10.96	0.2	(1.5)	(3.0)	(8.9)	8.6	7.9	3.4	8.0	1.1	1.0	12.1	12.1
Indonesia		5,248	(56.88)	(1.1)	(1.8)	3.8	(39.3)	8.3	7.4	50.8	12.4	1.2	1.1	14.1	14.4
Malaysia		1,567	(8.42)	(0.5)	(1.0)	(3.0)	(6.7)	14.0	13.1	7.3	7.2	1.4	1.4	10.1	10.4
Thailand		1,472	(2.67)	(0.2)	(2.2)	(3.1)	16.9	13.0	12.5	40.5	3.8	1.4	1.4	11.1	10.9
Asean 4 - simple avg.				**(0.4)**	**(1.6)**	**(1.3)**	**(9.5)**	**11.0**	**10.2**	**25.5**	**7.9**	**1.3**	**1.2**	**11.9**	**11.9**
China		3,588	3.25	0.1	(1.3)	(0.3)	(9.6)	13.3	11.4	21.5	16.1	1.3	1.2	10.2	10.8
India		82,032	(500.38)	(0.6)	0.5	10.2	(3.7)	20.9	18.1	(0.1)	15.2	3.0	2.7	14.2	14.6
Singapore		5,055	(54.24)	(1.1)	(3.4)	(6.0)	8.8	15.3	14.2	4.9	7.5	1.6	1.6	10.6	10.9
Taiwan		40,195	102.80	0.3	(8.0)	(11.1)	38.8	17.3	13.1	86.3	32.1	3.9	3.2	22.6	27.2
Korea		5,067	98.96	2.0	(4.2)	(11.6)	20.2	4.9	3.4	317.4	44.9	1.3	1.0	25.8	29.6
Others				**0.1**	**(3.3)**	**(3.8)**	**10.9**	**14.3**	**12.0**	**86.0**	**23.2**	**2.2**	**1.9**	**16.7**	**18.6**

Regional sector movement

	Price performance (%) * 18-Nov	WoW	MoM	YTD
Banking	(0.85)	1.21	(1.48)	4.62
Chemicals	(0.70)	(4.88)	(11.43)	(4.72)
Construction Mat.	(0.21)	(2.26)	(5.28)	(10.29)
Consumer Products	(1.01)	(1.84)	(4.45)	(18.26)
Health Care	(0.60)	(1.98)	(5.21)	(9.94)
Oil & Gas Supply Chain	(0.66)	(3.02)	(8.83)	0.51
Real Estate	(0.62)	(2.14)	(6.52)	13.25
Retail - Consumer Staples	(1.01)	(1.84)	(4.45)	(18.26)
Telecommunications	0.46	(1.89)	(6.23)	(9.51)
Transportation	(0.37)	(1.06)	(4.13)	(11.39)

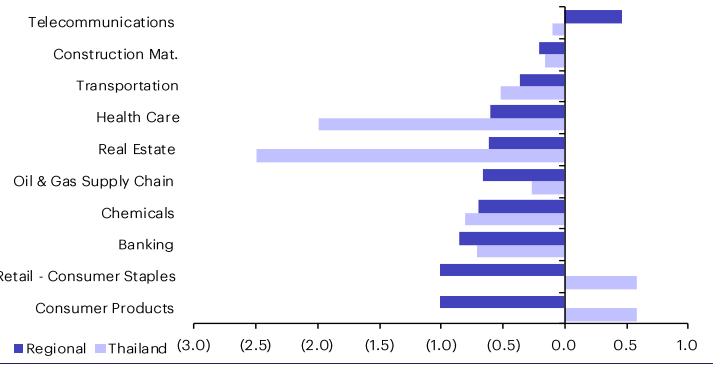

** Regional sector price performances (%) are based on US$ and Thai sector price performances (%) are based on baht*

Thailand sector movement

	Price performance (%) 18-Nov	WoW	MTD	YTD
Banking	(0.72)	1.13	(0.24)	29.04
Commerce	(0.37)	1.94	4.96	18.32
Construction Materials	(0.16)	(1.26)	(4.53)	23.12
Energy & Utilities	0.45	(2.43)	(6.04)	28.00
Food & Beverage	(0.66)	(2.06)	0.29	6.68
Health Care	(2.00)	0.70	2.02	8.07
ICT	(0.10)	(1.93)	(0.41)	7.18
Petrochemicals	(0.81)	(5.41)	(14.28)	54.28
Property	(0.86)	(2.30)	0.65	16.38
Transportation	(0.52)	(0.32)	1.29	8.66
SET	(0.18)	(2.00)	(3.07)	16.86
SET50	(0.28)	(1.35)	(2.71)	20.34
MAI	(0.04)	(2.17)	(2.30)	(3.64)

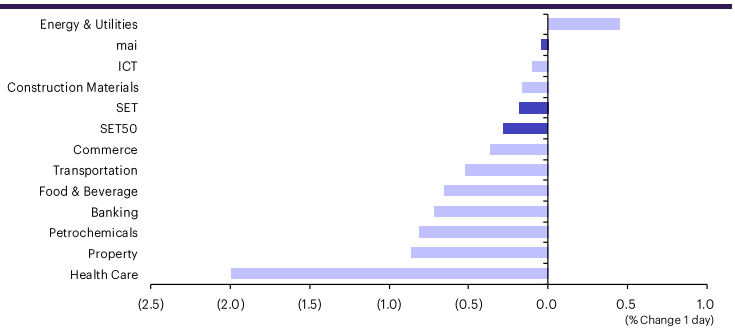

10 Most active stocks by value

Stock	Price (Bt)	Value (Btmn)	Chg (%)
PTT	37.40	3,490	0.54
KBANK	251.00	3,015	(1.57)
DELTA	179.00	2,936	0.85
TRUE	12.85	2,784	(0.39)
BH	193.00	2,783	(3.98)
BDMS	20.45	2,453	(2.39)
HANA	46.20	2,159	6.21
CPALL	49.60	2,123	(0.80)
GULF	61.75	1,994	1.23
KTB	42.70	1,847	(0.23)

Top 10 gainers

Stock	Price (Bt)	Value (Btmn)	Chg (%)
EMC	0.02	0.03	100.00
PF	0.03	1.38	50.00
MATCH	0.46	0.07	31.43
RML	0.08	0.03	14.29
BROCK	1.16	0.00	12.62
MEDEZE	6.26	23.78	12.59
CGD	0.10	0.01	11.11
FANCY	0.23	0.17	9.52
DDD	4.42	0.00	8.87
MATI	3.32	0.00	8.50

Top 10 losers

Stock	Price (Bt)	Value (Btmn)	Chg (%)
KC	0.01	0.02	(50.00)
TRITN	0.02	0.00	(33.33)
TCMC	0.12	0.67	(33.33)
TPOLY	0.06	0.03	(25.00)
PRIME	0.04	0.01	(20.00)
PLE	0.04	0.03	(20.00)
JTS	12.15	41.53	(19.80)
ROH	0.21	0.78	(16.00)
GJS	0.09	0.07	(10.00)
SCM	0.11	0.08	(8.33)

Fund flow monitor

Regional foreign fund flows to equity

(US$ Mn)	Thailand	Indonesia	Philippines	Malaysia	Vietnam	India	Taiwan	South Korea	Japan
Daily									
18-Nov-26	(1)	(24)	(1)	(60)	(43)		(2,286)	(234)	
17-Nov-26	(30)	(26)	(2)	22	(14)	1,204	(964)	(1,129)	
16-Nov-26	35	(9)	(2)	20	0	543	(2,064)	(1,144)	
13-Nov-26	129	(13)	(4)	21	13	591	969	(467)	
12-Nov-26	50	24	5	(37)	(33)	949	58	43	
Weekly									
WTD	5	(60)	(5)	(19)	(57)	1,747	(5,315)	(2,508)	0
13-Nov-26	103	25	(5)	(67)	(29)	3,848	(2,881)	(236)	0
6-Nov-26	(149)	(9)	28	94	(33)	5,215	(15,699)	(7,889)	(664)
30-Oct-26	14	(168)	(5)	79	(104)	1,618	(5,246)	(389)	7,168
23-Oct-26	89	(370)	(144)	(74)	(38)	387	(7,591)	(1,045)	7,528
Monthly									
MTD	(41)	(44)	18	9	(119)	10,810	(23,895)	(10,633)	(664)
Oct-26	(197)	(936)	(236)	(211)	(915)	(2,169)	(31,784)	(14,576)	50,405
Sep-26	(781)	(574)	(134)	(416)	(184)	(4,143)	(2,333)	(16,984)	(7,722)
Aug-26	(746)	68	(223)	(486)	(67)	2,394	9,058	(8,638)	(3,020)
YTD	576	(5,645)	(753)	(1,729)	(4,668)	(19,621)	(92,602)	(151,891)	99,066

Thailand daily foreign net flows

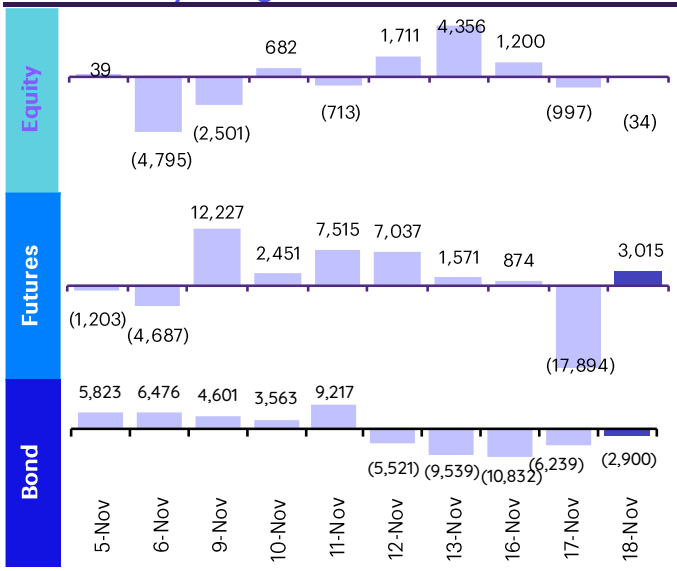

	Equity (Btmn)	SET50 futures (Contract)	SET50 futures (Btmn)*	Bond (Btmn)
Daily				
18-Nov-26	(34)	3,015	608	(2,900)
Weekly				
WTD	**169**	**(14,005)**	**(2,828)**	**(19,971)**
13-Nov-26	3,535	30,801	6,244	2,321
6-Nov-26	(4,998)	(38,652)	(7,871)	2,487
30-Oct-26	460	(23,961)	(4,958)	(2,184)
22-Oct-26	3,014	4,641	1,025	9,805
Monthly				
MTD	**(1,294)**	**(21,856)**	**(4,455)**	**(15,163)**
Oct-26	(6,597)	(1,065)	(88)	18,221
Sep-26	(26,259)	(56,514)	(11,786)	(21,185)
Aug-26	(24,565)	(38,457)	(8,160)	(3,805)
Quarterly				
QTD	**(7,891)**	**(22,921)**	**(4,542)**	**3,058**
3Q26	(2,063)	(140,060)	(29,428)	(33,249)
2Q26	7,987	87,213	18,149	29,953
1Q26	19,187	29,303	4,731	25,817
4Q25	(10,823)	50,038	8,551	61,667
YTD	**17,219**	**(46,465)**	**(11,089)**	**25,579**
2025	(107,060)	85,442	12,090	128,884
2024	(147,940)	(65,939)	(12,031)	(26,548)

Foreign net flow and SET movement

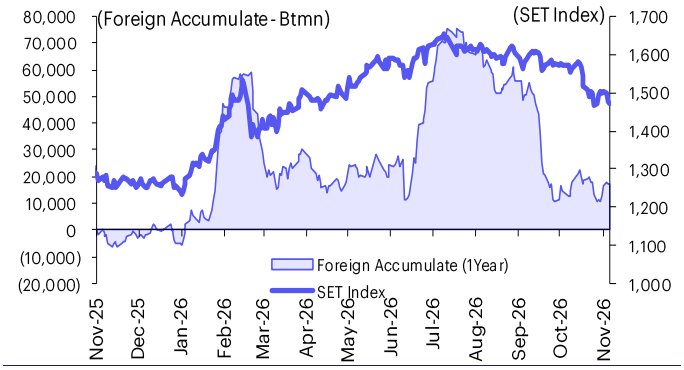

SET50 and its foreign ownership (excluding NVDR)

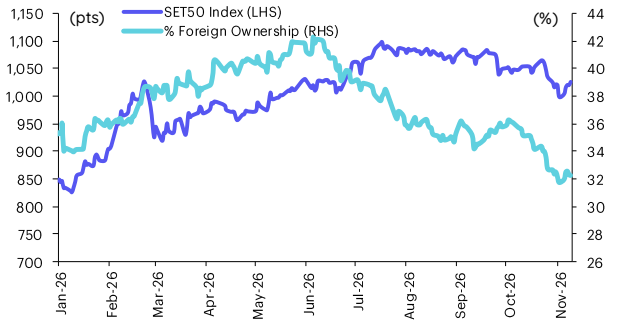

Foreign buy/sell activity monitor

Most foreign holding value change

	Fgn hld (%)	Δ Fgn (M.shares)	Buy* (Btmn)		Fgn hld (%)	Δ Fgn (M.shares)	Sell* (Btmn)
KBANK	34.69	4.85	1,217	TRUE	26.14	(8.76)	(113)
CPALL	24.58	13.99	694	SCC	10.61	(0.31)	(74)
BDMS	20.42	31.40	642	HANA	40.77	(1.18)	(54)
BH	33.47	1.69	326	SCB	13.95	(0.32)	(50)
MINT	29.94	6.80	150	AOT	6.10	(0.58)	(36)
DELTA	92.18	0.82	146	CHG	10.10	(17.73)	(30)
KTB	11.06	2.33	100	KCE	18.66	(0.47)	(26)
BCP	20.27	1.80	78	CCET	84.65	(3.96)	(26)
BBL	28.79	0.31	56	BAM	2.24	(4.00)	(25)
ADVANC	37.71	0.16	53	JMT	6.25	(2.49)	(24)

Top-5 NVDR net buy/sell

Buy* (Btmn)		Sell* (Btmn)
GULF	523	CPF	(226)
BH	397	KTB	(211)
CPALL	230	KBANK	(130)
ADVANC	202	TTB	(124)
TRUE	122	PTTGC	(123)
PLANB	110	TCAP	(119)
KCE	109	DELTA	(106)
HANA	102	MINT	(88)
ICHI	96	HMPRO	(76)
BGRIM	93	BDMS	(73)

** InnovestX Investment Strategy & Research estimates*

Multi-asset price update

Key indicator update

	Close	18-Nov	WoW	MoM	YoY	YTD
Financial market condition						
VIX Index	24.56	-3.53	40.42	33.19	-0.53	64.28
Europe CDS (bps)	62.03	0.59	3.10	-2.62	5.21	11.49
LIBOR OIS Spread (bps)	0.69	-1.98	-2.67	-12.04	-37.98	-56.14
TED Spread (bps)	0.60	-2.04	-3.72	-7.95	-39.84	-62.38
Exchange rate						
Dollar Index	103.78	0.22	0.86	1.77	4.22	5.60
USD/THB	33.95	0.41	0.59	1.14	4.85	7.72
EUR/USD	1.10	-0.21	-1.04	-2.10	-5.22	-6.56
USD/JPY	159.34	0.00	-0.22	0.53	2.51	1.95
Bond: (Change in basis points)						
TH Gov Bond 2Y	0.01	0.36	3.02	-11.62	-12.08	7.85
TH Gov Bond 10Y	0.02	-0.60	1.26	-26.19	34.53	38.77
US Gov Bond 2Y	0.05	3.55	4.88	6.55	125.64	136.61
US Gov Bond 10Y	0.05	-0.62	9.45	-4.93	96.25	92.86
Commodities						
CRB Index	128.76	-2.01	-3.82	-10.60	18.01	17.39
Gold (US$/oz)	3724.60	-3.09	-6.57	-10.03	-8.43	-13.75
Gross Refining Margin (US$/bbl)	3.26	0.00	-57.72	-57.72	-23.83	-49.14
Dubai Crude (US$/bbl)	91.49	-0.75	-0.73	15.82	40.32	47.47
NYMEX Crude (US$/bbl)	83.26	-3.20	-3.78	-19.68	37.08	45.00
Baltic Dry Index (pts)	2914.00	0.73	-1.52	14.45	31.50	55.25

Thai and US 10-year government bond yield

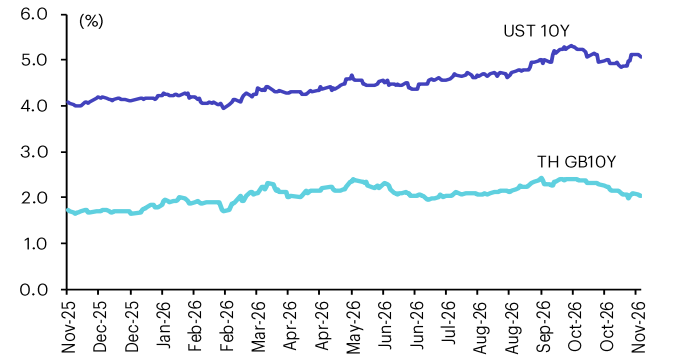

Thai and US 10-year government bond spread

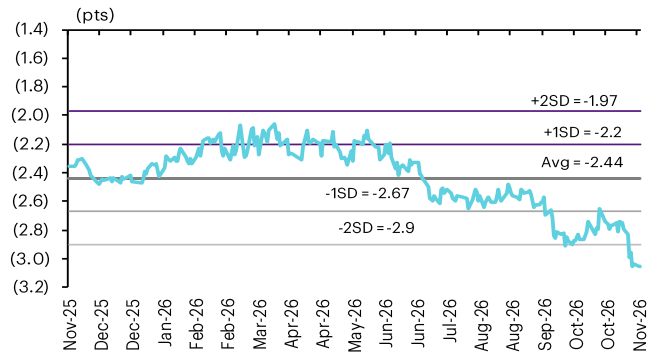

THB/USD exchange rate

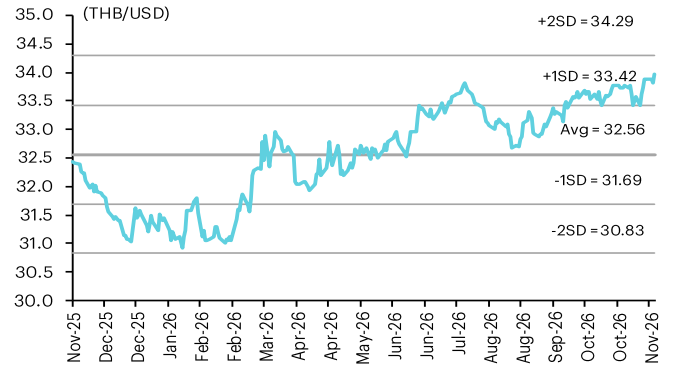

Regional foreign exchange rate spot return

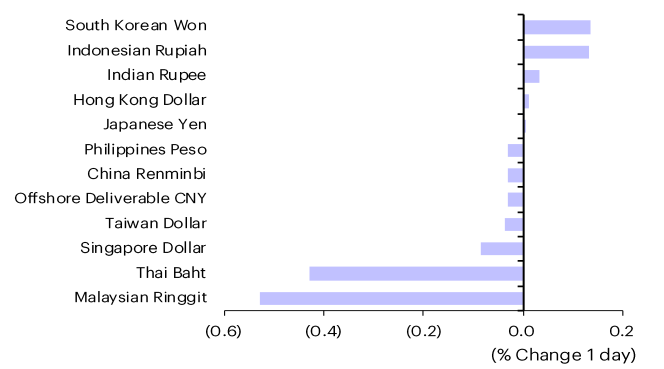

Gold

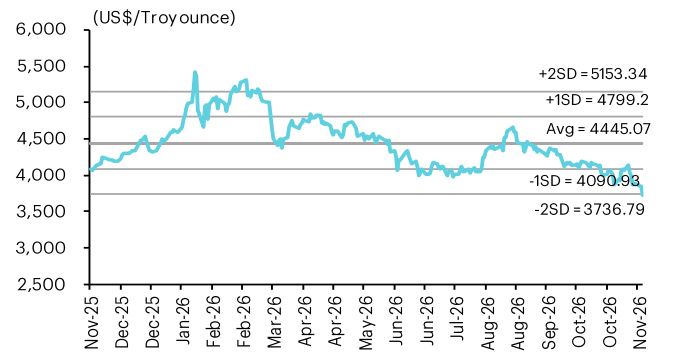

Brent crude

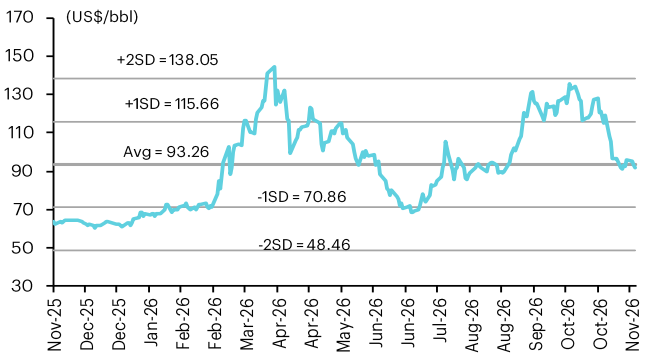

Source: Bloomberg Financial L.P., TQ Professional, BANPU, BOT, InnovestX Investment Strategy & Research

Short sales as of November 18, 2026

	Volume (Shares)	Turnover (Bt)	Average price (Bt)	Short sale volume comparing with main board
SPALI	3,951,000	60,128,210	15.22	53.88
QH	2,792,500	3,764,787	1.35	49.98
BTS	11,356,500	20,115,035	1.77	45.24
CPF	16,292,700	320,077,350	19.65	41.72
WHA	25,771,300	122,056,180	4.74	35.55
ERW	4,537,800	16,447,816	3.62	33.33
TISCO	605,900	76,684,600	126.56	31.83
MOSHI	26,600	945,920	35.56	31.14
RATCH	615,400	22,378,390	36.36	30.38
MTC	1,388,200	40,657,840	29.29	29.65
CPN	2,308,800	150,681,350	65.26	28.97
PTTGC	5,144,600	199,093,530	38.70	27.96
CRC	2,162,800	71,327,610	32.98	27.35
BAM	1,184,000	7,449,094	6.29	25.61
BLA	118,400	2,515,500	21.25	25.38
IRPC	19,396,100	44,644,662	2.30	24.66
LH	3,188,600	11,395,064	3.57	24.51
PTG	629,500	4,368,282	6.94	23.61
MBK	494,900	10,232,310	20.68	23.24
KTB	9,849,300	420,137,540	42.66	22.74
TLI	4,147,100	44,413,720	10.71	22.63
BAY	106,700	4,184,500	39.22	22.07
VNG	15,400	27,360	1.78	21.88
IVL	4,416,200	95,908,900	21.72	21.86
SIRI	3,672,600	5,178,366	1.41	21.49
AOT	3,169,500	194,125,025	61.25	21.05
ADVANC	890,500	303,284,900	340.58	19.89
STGT	300,300	2,717,010	9.05	19.65
GLOBAL	1,768,000	12,214,254	6.91	19.45
SCB	2,275,400	349,297,650	153.51	19.06
SCC	455,700	107,628,700	236.18	18.85
DOHOME	793,100	2,663,958	3.36	18.60
AEONTS	21,200	1,885,275	88.93	18.56
MAJOR	328,300	2,939,466	8.95	18.48
TCAP	710,000	55,090,975	77.59	18.47
MINT	5,470,000	120,113,530	21.96	18.14
SCGP	898,800	23,604,920	26.26	17.96
TQM	15,500	221,300	14.28	17.88
AP	1,803,000	14,680,338	8.14	17.58
AWC	14,752,500	46,137,694	3.13	16.93
TU	2,379,400	30,693,745	12.90	16.93
KBANK	2,381,900	601,650,200	252.59	16.65
SAWAD	779,000	17,166,640	22.04	16.59
GST	237,500	1,982,890	8.35	16.38
BBL	1,407,800	256,250,350	182.02	16.33
TVO	57,700	1,614,810	27.99	16.23
TIDLOR	2,240,800	37,837,565	16.89	15.98
KKP	662,500	76,405,950	115.33	15.27
CBG	606,800	33,747,525	55.62	15.24
CK	546,100	9,644,390	17.66	15.05
OSP	1,555,700	29,587,415	19.02	15.01
TTA	178,600	820,680	4.60	14.56
EPG	858,700	4,607,336	5.37	14.28
KTC	1,931,600	69,304,570	35.88	14.00
TFG	2,388,100	22,146,846	9.27	13.92
BTG	642,400	13,297,715	20.70	13.91
TPIPL	3,102,900	2,468,559	0.80	13.70
TPIPP	417,900	623,963	1.49	13.62
PTTEP	1,043,000	149,959,100	143.78	13.54
BDMS	16,001,000	330,731,325	20.67	13.48
TASCO	920,500	15,612,995	16.96	13.43
AAV	2,422,600	1,766,221	0.73	13.34
TRUE	28,726,800	368,778,740	12.84	13.25
EA	3,791,000	9,584,118	2.53	12.94
BCP	1,781,400	78,335,810	43.97	12.88
TTW	523,100	5,204,576	9.95	12.78
PSL	186,200	1,566,430	8.41	11.99
BJC	1,785,200	36,135,295	20.24	11.87
STA	1,461,300	26,920,795	18.42	11.85
BCH	1,853,000	20,684,690	11.16	11.50
CPALL	4,921,900	243,988,410	49.57	11.49
PSH	48,300	177,374	3.67	11.24

	Volume (Shares)	Turnover (Bt)	Average price (Bt)	Short sale volume comparing with main board
THAI	13,730,000	69,013,498	5.03	11.07
COM7	1,478,000	45,107,280	30.52	11.03
M	50,900	999,365	19.63	10.94
PRM	276,400	2,398,996	8.68	10.83
HMPRO	5,240,800	32,454,720	6.19	10.77
BCPG	458,800	2,984,588	6.51	10.64
GFPT	112,200	1,065,048	9.49	10.41
MRDIYT	202,600	1,765,650	8.71	9.93
MEGA	191,000	6,946,820	36.37	9.76
BANPU	487,400	6,680,780	13.71	9.53
CKP	150,600	334,332	2.22	9.39
GULF	3,031,600	185,851,850	61.30	9.31
ITD	572,400	188,599	0.33	9.28
JMART	765,900	7,336,522	9.58	9.11
PTT	8,398,800	315,436,490	37.56	9.04
CCET	7,904,400	52,631,572	6.66	8.97
TTB	22,206,200	59,421,592	2.68	8.93
AMATA	1,533,900	41,478,310	27.04	8.65
EGCO	80,700	10,819,000	134.06	8.54
WORLDA01	9,042	46,838	5.18	8.45
KCE	2,588,700	139,419,100	53.86	8.15
CENTEL	296,700	13,334,560	44.94	8.13
DELTA	1,302,400	233,046,200	178.94	7.88
RCL	132,700	5,159,840	38.88	7.57
WHAUP	912,500	6,557,680	7.19	7.28
STPI	2,182,700	9,696,564	4.44	7.18
SPRC	2,116,900	26,706,360	12.62	6.86
TOA	134,700	2,063,430	15.32	6.86
EASTW	85,300	331,626	3.89	6.76
VGI	9,219,300	8,099,256	0.88	6.73
AURA	185,300	2,405,720	12.98	6.70
GPSC	494,300	24,675,715	49.92	6.58
BEM	7,411,900	48,018,682	6.48	6.29
ICHI	1,019,100	14,882,170	14.60	6.14
SPCG	309,200	3,089,346	9.99	6.07
THANI	903,900	1,821,426	2.02	6.03
VRT01	11,542	29,548	2.56	5.75
BLAND	334,500	157,215	0.47	5.74
BH	740,100	147,221,050	198.92	5.29
TOP	513,200	29,642,775	57.76	4.29
JMT	338,600	3,227,866	9.53	4.18
JAS	1,009,900	570,391	0.56	3.86
OR	346,900	4,339,615	12.51	3.58
HK01	2,285	46,385	20.30	3.48

Source: SET, InnovestX Investment Strategy & Research

Director trade

Director trade as reported on November 18, 2026

Company	Name of Director	Product	Transaction date	Amount (Shares)	Average Price (Bt)	Amount (Bt)	Buy/Sell
ACE	Mr TEERAWUT SONGMETTA	Common Share	17-11-26	4,603,000	1.29	5,937,870	Purchase
ALT	Mrs PREEYAPORN TANGPAOSAK	Common Share	17-11-26	5,800	1.49	8,642	Purchase
ALT	Mrs PREEYAPORN TANGPAOSAK	Common Share	17-11-26	14,200	1.49	21,158	Purchase
APCO	Mr PICHAET WIRIYACHITRA	Common Share	17-11-26	65,000	2.50	162,500	Purchase
APCO	Mrs ARUNEE WIRIYACHITRA	Common Share	17-11-26	65,000	2.50	162,500	Purchase
BKIH	Mr CHAI SOPHONPANICH	Common Share	17-11-26	300	402.00	120,600	Purchase
CPN	Mr WUTTIKIAT TECHAMONGKLAPIWAT	Common Share	12-11-26	100	67.00	6,700	Sale
CRC	Mr PANET MAHANKANURAK	Common Share	13-11-26	120,000	33.08	3,969,600	Sale
DEXON	Mr. Jarno De jonge	Common Share	17-11-26	1,500	0.88	1,320	Purchase
EP	Mr YUTH CHINSUPAKUL	Common Share	17-11-26	1,100	1.06	1,166	Purchase
GUNKUL	Mr GUNKUL DHUMRONGPIYAWUT	Common Share	17-11-26	15,337,600	4.59	70,399,584	Purchase
INSET	Mr VICHIEN JEARKJIRM	Common Share	17-11-26	140,000	3.91	547,400	Purchase
JR	Mr JARUN WIWATJESADAWUT	Common Share	17-11-26	6,100	1.79	10,919	Purchase
JR	Mr TEERANONT WIWATJESADAWUT	Common Share	17-11-26	14,400	1.80	25,920	Purchase
JR	Mr TEERANONT WIWATJESADAWUT	Common Share	17-11-26	5,000	1.79	8,950	Purchase
KCG	Mr CHAIYAWAT WIBULSWASDI	Common Share	17-11-26	10,000	11.30	113,000	Sale
KCG	Mr SONGTHAM PHIANPATTANAWIT	Common Share	17-11-26	20,600	11.20	230,720	Purchase
KCG	Mr SONGTHAM PHIANPATTANAWIT	Common Share	17-11-26	10,000	11.20	112,000	Purchase
LPH	Mr PRAMOTE POONAPANONT	Common Share	17-11-26	29,600	3.58	105,968	Purchase
MALEE	Mr CHAICHAT BOONYARAT	Common Share	12-11-26	234,700	3.58	840,226	Purchase
MALEE	Mr CHAICHAT BOONYARAT	Common Share	16-11-26	140,000	3.55	497,000	Purchase
MALEE	Mr CHAICHAT BOONYARAT	Common Share	17-11-26	340,000	3.57	1,213,800	Purchase
MASTEC	Mr ROMPO SUWANNIK	Common Share	17-11-26	100,000	1.56	156,000	Purchase
MITSIB	Mr NITIPAT YONGSANGUANCHAI	Common Share	17-11-26	31,000	0.62	19,220	Purchase
MODERN	Mr YOTHIN NERNGCHAMNONG	Common Share	17-11-26	2,300	1.88	4,324	Purchase
NPK	Mrs CHAMNEAN CHOKVATHANA	Common Share	18-11-26	40,738	11.10	452,192	Sale
NTV	Mr PIYASIL CHANPOO	Common Share	16-11-26	2,000	18.95	37,900	Purchase
NTV	Mr PIYASIL CHANPOO	Common Share	16-11-26	200	19.00	3,800	Purchase
NTV	Mr PIYASIL CHANPOO	Common Share	17-11-26	400	18.90	7,560	Purchase
PCC	Mr KETINART SUMRIT	Common Share	11-11-26	10,400	3.13	32,552	Purchase
PCC	Mr KETINART SUMRIT	Common Share	12-11-26	11,000	3.13	34,430	Purchase
PCC	Mr KETINART SUMRIT	Common Share	13-11-26	2,000	3.14	6,280	Purchase
PCC	Mr KETINART SUMRIT	Common Share	16-11-26	10,000	3.15	31,500	Purchase
PCC	Mr KETINART SUMRIT	Common Share	17-11-26	80,000	3.15	252,000	Purchase
POLY	Mr CHAYATHORN LEENHARATTANARUK	Common Share	17-11-26	1,300,000	6.50	8,450,000	Purchase
QUICK	Mr PAISAN SAE-LEE	Common Share	17-11-26	210,000	4.68	982,800	Purchase
SCGP	Mr EKARAJ NIROJ	Common Share	17-11-26	5,000	26.35	131,750	Purchase
SGC	Mr PIRANART CHOKWATANA	Common Share	16-11-26	80,000	1.59	127,200	Purchase
SINO	Mr NANMANUS WITTHAYASAKPANT	Common Share	17-11-26	34,800	0.96	33,408	Purchase
SINO	Mr NANMANUS WITTHAYASAKPANT	Common Share	17-11-26	20,000	0.97	19,400	Purchase
TAN	Mr TANAPONG CHIRAPANIDCHAKUL	Common Share	17-11-26	5,000	4.00	20,000	Purchase
TOA	Mrs BUSATREE WANGLEE	Common Share	17-11-26	97,000	15.05	1,459,850	Purchase
TRT	Mr OUICHAI SIRIWAJANA	Common Share	17-11-26	100,000	9.70	970,000	Purchase
TRT	Mr PICHATE YARNSUKOL	Common Share	17-11-26	86,000	9.70	834,200	Purchase
TRT	Mr SUMPAN VONGPHAN	Common Share	17-11-26	326,900	9.74	3,184,006	Purchase
UNIX	Mr SOROS YODMONGKOL	Common Share	17-11-26	201,000	1.98	397,980	Purchase
UNIX	Mr SOROS YODMONGKOL	Common Share	17-11-26	131,400	1.99	261,486	Purchase
UNIX	Mr SOROS YODMONGKOL	Common Share	17-11-26	649,500	2.00	1,299,000	Purchase
UNIX	Mr WORABUTR LERTITTHIPORN	Common Share	17-11-26	600,000	2.02	1,212,000	Purchase
VARO	Mr SAHASEE CHITANONDH	Common Share	13-11-26	35,000	4.88	170,800	Purchase
VRANDA	Mr PAWATT ONGVASITH	Common Share	17-11-26	26,000	4.32	112,320	Purchase
				Total	Purchase	100,660,009	
					Sale	4,541,492	
					Net	96,118,517	

Corporate calendar

November 2026

Monday	Tuesday	Wednesday	Thursday	Friday
16	**17**	**18**	**19**	**20**
XD CEG23 Bt0.003053 DCC Bt0.02 DIF Bt0.2222 KLAC01 Bt0.0015 KLAC03 Bt0.002058 KLAC19 Bt0.0032 KLAC23 Bt0.006528 POPF Bt0.1655 **PD** JCI03 Bt0.003923 MONTAGE80 Bt0.00845 ORCL06 Bt0.00571 ORCL23 Bt0.007152 **Last trading day** TR	**XD** TAIWANAI13 Bt0.123492 **XR** BTW 2 : 3 @Bt0.05 **XW** BTW 1 : 12,100 BTW 2 : 1 **XB** BTW 25,200 : 1 **PD** LUXSHARE80 Bt0.00519 ORCL80 Bt0.01363 Share listing IROYAL 58,033,232 Shares RWI 304,929,659 Shares	**XD** EXPE06 Bt0.00543 NTF Bt0.4 **XR** FORTH 34.475238 : 1 @Bt- **PD** ORCL01 Bt0.0085 PETROCN80 Bt0.11043 **Share listing** PROEN 37,515,943 Shares	**XD** AMAT01 Bt0.0023 AMAT19 Bt0.0036 AMAT23 Bt0.007054 AMAT80 Bt0.00316 MSFT01 Bt0.0068 MSFT03 Bt0.005186 MSFT06 Bt0.00693 MSFT19 Bt0.0091 MSFT23 Bt0.006038 MSFT80 Bt0.01621 MTRN03 Bt0.00097 PSL Bt0.1 RCL Bt0.5 SPRIME Bt0.1 WHABT Bt0.13 WHART Bt0.193 **PD** BAREIT Bt0.2 **Symbol change** KOOL to CLV **Par Change** META Bt1 to Bt41.50 WELL Bt0.70 to Bt1.40	**XD** AIMIRT Bt0.205 AMGN06 Bt0.01797 BLC Bt0.05 D Bt0.045 GUNKUL Bt0.02 INETREIT Bt0.0675 SIRIPRT Bt0.08 WHAIR Bt0.2634 **PD** DELL19 Bt0.0172 HANSOH19 Bt0.047 JEPI19 Bt0.0324 JPMUS06 Bt0.01547 JPMUS19 Bt0.0925 MICRON19 Bt0.0028 MICRON23 Bt0.000855 MRVL06 Bt0.00171 MRVL23 Bt0.001425 PCC Bt0.09
23	**24**	**25**	**26**	**27**
XD GGC Bt0.25 HYDROGEN Bt0.15 ICN Bt0.15 ISSARA Bt0.06 ITNS Bt0.1 KISS Bt0.07 MRDIYT Bt0.06 S11 Bt0.16 SPC Bt0.8 STEG19 Bt0.1301 TER01 Bt0.0003 TER23 Bt0.001841 TER80 Bt0.00434 TRT Bt0.2 **PD** DELL23 Bt0.003592 MICRON01 Bt0.0014 MICRON80 Bt0.00409 MRVL80 Bt0.00163	**XD** AMARC Bt0.05 ANI Bt0.2 BGC Bt0.04 BOFFICE Bt0.0574 COSTCO19 Bt0.8509 COSTCO80 Bt0.09994 CPNREIT Bt0.27 CPTREIT Bt0.1012 FPT Bt0.35 JMART Bt0.21 JNJ03 Bt0.017933 KTBSTMR Bt0.1047 MEDEZE Bt0.08 PCE Bt0.07 SUPEREIF Bt0.03269 VRT01 Bt0.0005 VRT03 Bt0.000675 VRT23 Bt0.000844 VRT80 Bt0.00337 WASH Bt0.0458 **PD** DELL80 Bt0.00343 FCX23 Bt0.005345	**XD** ASIA Bt0.089 AXTRART Bt0.2121 DMT Bt0.223 FTI Bt0.06 III Bt0.18 KPNREIT Bt0.0169 LHK Bt0.12 MKSI03 Bt0.001333 NEM06 Bt0.00741 NEM23 Bt0.004632 PRM Bt0.25 PTL Bt0.24 SIA19 Bt0.1811 STARM Bt0.03 TACC Bt0.2 TASCO Bt0.3 TFG Bt0.1 TKN Bt0.09 TPRIME Bt0.1 WHAUP Bt0.06 **PD** MC Bt0.36 OHTL Bt8 STANLY Bt10	**XD** AMATAR Bt0.16 BKIH Bt4.5 B-WORK Bt0.1546 DITTO Bt0.25 FUTURERT Bt0.2656 HANA Bt0.25 IMPACT Bt0.12 IVL Bt0.2 KAMART Bt0.11 LPH Bt0.05 PHAT Bt0.08 RJH Bt0.2 SEAOIL Bt0.1 SPI Bt0.1 SRICHA Bt1 TNR Bt0.3 WHA Bt0.0669 **PD** MICRON03 Bt0.001336 TMILL Bt0.06	**XD** EPG Bt0.12 FPTVN11 Bt0.02594 FPTVN19 Bt0.1302 KBSPIF Bt0.074 LPGOLD13 Bt0.0867681 NAM Bt0.03 NEE80 Bt0.02085 PROSPECT Bt0.04 QHHRREIT Bt0.18 SINO Bt0.043269 SKN Bt0.25 TIPCO Bt0.15 TTLPF Bt0.1972 **PD** ASML01 Bt0.0398 COSTCO19 Bt0.0415 LHSC Bt0.22 MMM Bt0.04 SGX19 Bt0.06 TSTE Bt0.08
30				
XD CCJ23 Bt0.004296 ESTEE80 Bt0.00392 ORI Bt0.0123 SINGTEL80 Bt0.23453 TIF1 Bt0.14 **PD** SPBOND80 Bt0.02517				

XD - Cash Dividend
XD(ST) - Stock Dividend
PD – Payment Date
XR - Rights for Common
XW - Rights for Warrant
XT - Rights for Transferable Subscription Right
XE - Warrant Exercise
CW - Capital write-down
SP - Suspension

Disclaimer

This document has been prepared by the research function of InnovestX Securities Company Limited (the "Company") solely for the purpose of providing general information to investors and shall not be construed as investment advice, an offer to purchase securities, an offer for sale of securities, or a solicitation of any person to subscribe for securities or enter into any securities-related transaction. The information contained herein is derived from publicly available sources generally accessible to investors. The Company makes no representation or warranty as to the accuracy, completeness or adequacy of such information. Any opinions, forecasts, projections, or estimates expressed in this document represent the views of the Company only as of the date appearing herein and are subject to change without notice to public or investors of any such changes.

The Company and The Siam Commercial Bank Public Company Limited ("SCB") are subsidiaries of SCB X Public Company Limited ("SCBX"), whereby SCBX is their major shareholder. Accordingly, the Company and SCB are under the same corporate group.

SCB is acting as Financial Advisor and Underwriter of Trust Units in connection with the initial public offering of units of AWC Lifestyle Property Real Estate Investment Trust. Notwithstanding the foregoing, the research function of the Company operates independently from the business unit providing financial advisory business of SCB and is not under control of such business unit in the preparation of this document.

Trading in futures and options involves a high degree of risk and may result in substantial losses. Accordingly, such products may not be suitable for all investors. Before making any investment decision involving futures and options, investors should carefully consider their financial condition, investment objectives, investment experience, and risk tolerance as it is possible that losses incurred may exceed the amount of the initial investment. Investors are advised to thoroughly review and understand the nature of the products, applicable terms and conditions, and all associated risks before investing. Investors should exercise independent judgment in making investment decisions and, in the event of any doubt, seek professional advice from an investment advisor.

Neither the Company, SCB, nor any of their respective affiliates, directors, executives, officers or employees shall be liable for any damage, loss, expense, or consequence, whether direct or indirect, arising from the use of, or reliance upon, any opinion, analysis, or information contained in this document, including, without limitation, any loss of profit or contractual loss. In addition, the Company, SCB, and/or their affiliates, as well as their respective directors, executives, employees, representatives, or related persons, may have interests in, or relationships with, the issuer referred to in this document or its related persons. Investors should therefore conduct their own independent assessment and exercise their own judgment before making any investment decision.

The Company reserves the right, at its sole discretion, to amend, modify, revise, supplement, or update any information contained in this document from time to time without prior notice.

This document is intended solely for the intended recipient(s). No person may reproduce, modify, distribute, publish, transmit, sell, copy, display, disclose, or otherwise exploit, whether in whole or in part, any information contained in this document for any purpose, including commercial purposes, without the Company's prior written consent.

© Copyright 2026 InnovestX Securities Co., Ltd. All right reserved.

CG Rating 2026 Companies with CG Rating

Companies with Excellent CG Scoring

A5, AAV, ACE, ACG, ADB, ADVANC, ADVICE, AE*, AEONTS, AF, AGE, AIRA, AJ, AKP, AKR, ALLA, ALT, AMA, AMARIN, AMATA, AMATAV, AOT, AP, ARIP, ASIAN, ASIMAR, ASK, ASP, ASW, AUCT, AURA, AWC, BA, BAFS, BAM, BANPU, BAY, BBGI, BBIK, BBL, BCH, BCP, BCPG, BDMS, BE8, BEM, BEYOND, BGC, BGRIM, BH, BIZ, BJC, BKIH, BLA, BLC, BOL, BPS, BRI, BRR, BTG, BTS, BWG, BYD, CBG, CENTEL, CFRESH, CGH, CHAO, CHASE, CHEWA, CHG, CIVIL, CK, CKP, CMC, COCOCO, COLOUR, COM7, CPALL, CPAXT, CPF, CPN, CRC, CREDIT, CSS, DCC, DDD, DELTA, DEMCO, DITTO, DMT, DOHOME, DRT, DUSIT, EA, EASTW, EGCO, EPG, ERW, ETC, ETE, EURO, FLOYD, FN, FPI, FPT, FTI, GABLE, GCAP, GEL, GFC, GFPT, GGC, GLOBAL, GPSC, GRAMMY, GST, GULF, GUNKUL, HANA, HARN, HENG, HTC, ICC, ICHI, IFS, III, ILINK, ILM, IMH, INET, INSURE, IP, IRC, IRPC, IT, ITC, IVL, J, JAS, JDF, JMART, JMT, JTS, KBANK, KCAR, KCC, KCE, KCG, KJL, KKP, KSL, KTB, KTC, LALIN, LEO, LH, LHFG, LIT, LOXLEY, LPN, LST, M, M-CHAI, MAJOR, MBK, MC, MCOT, MEDEZE, MEGA, METCO, MFC, MFEC, MGC, MINT, MITSIB, MODERN, MONO, MOONG, MOSHI, MRDIYT, MSC, MTC, MTI, NEO, NEP, NER, NOBLE, NPK, NRF*, NTF, NTV, NVD, NYT, OCC, ONEE, OR, ORI, ORN, OSP, PAP, PB, PCC, PCE, PCSGH, PDG, PDJ, PG, PHOL, PIMO, PIN, PIS, PL, PLANB, PLAT, PLUS, PM, PMC, PORT, PPP, PPS, PR9, PRG, PRI, PRM, PRTR, PSGC, PSH, PSL, PSP, PTC, PTG, PTT, PTTEP, PTTGC, Q-CON, QH, QLT, QTC, RABBIT, RATCH, RBF, RCL, ROCTEC, RPH, RS, RT, S, S&J, SA, SABINA, SAK, SAMART, SAMTEL, SAPPE, SAT, SAV, SAWAD, SC, SCAP, SCB, SCC, SCCC, SCG, SCGD, SCGP, SCI, SCM, SDC, SE, SEAFCO, SEAOIL, SECURE, SELIC, SENA, SENX, SGC, SGF, SGP, SHR, SICT, SIRI, SIS, SITHAI, SJWD, SKR, SKY, SMPC, SNC, SNNP, SNP, SO, SONIC, SPA, SPALI, SPC, SPCG, SPI, SPRC, SPVI, SR, SSF, SSP, SSSC, STA, STARM, STECON, STGT, STI, STPI, SUC, SUN, SUSCO, SUTHA, SVOA, SVT, SWC, SYMC, TACC, TASCO, TBN, TCAP, TCMC, TEAMG, TEGH, TFM, TFMAMA, TGE, TGH, THANA, THANI, THIP, THRE, THREL, TIDLOR, TIPH, TISCO, TITLE, TK, TKC, TKS, TKT, TLI, TM, TMC, TMD, TMILL, TMT, TNDT, TNITY*, TNL, TOA, TOG, TOP, TOPP, TPAC, TPBI, TPCS, TPIPP, TPLAS, TPS, TQM, TRP, TRU*, TRUBB, TRUE, TSC, TSTH, TTA, TTB, TTW, TU, TURTLE, TVDH, TVO, TWPC, UAC, UBA, UBE, UBIS, UPF, UPOIC, UV, VGI, VIBHA, VIH, VNG, VRANDA, WACOAL, WARRIX, WGE, WHA, WHAUP, WICE, WINMED, WINNER, WP, WPH, ZEN

Companies with Very Good CG Scoring

AAI, ABM, ADD, AH*, AIT, ALUCON, AMC, ANAN*, APCO, APCS, ASAP, ATP30, AYUD, BEC, BIS, BR, BSBM, BTW, BVG, CFARM, CH, CHAYO, CIG*, CM, CNT, COMAN*, CPI, CPL, CPW, CSC, CSP, DTCENT, EAST, EKH, ETL, EVER, FE, FM, FNS, FORTH, FSMART, FVC, GC, GPI*, HMPRO*, HUMAN, ICN, IND, INSET, ITEL, ITTHI, IVF, JSP, JUBILE, K, KGI*, KISS, KTIS, KTMS, KUMWEL, KUN, L&E, LANNA, LEE, LTMH, MALEE, MASTEC, MCA, MEB, MICRO, MPJ, MST, NAM, NC, NCAP, NDR, NKI, NL, NSL, NTSC, OKJ, ONSENS, PEER*, PJW, PLANET, PLT, POWER, PQS, PRAPAT, PRIME*, PRINC*, PROUD, PT, PYLON, RAM, READY, ROCK, SAAM, SALEE, SAMCO, SFLEX, SFT, SINO, SISB, SKE, SMD100, SMT, SORKON, SPREME, SRS, STANLY, STX, SUPER, SYNEX, SYNTEC, TAN, TATG, TEKA, TFG, THG*, TIPCO, TKN, TL, TMAN, TMI, TNP, TNR, TPCH*, TPIPL*, TQR, TRC, TSTE, TURBO, TVH, TVT, UMI, VCOM, VL, WIN, XPG, ZIGA

Companies with Good CG Scoring

2S, 88TH, AHC, AIE, AMR, ANI, APO, APURE, ARIN, ARROW, ASEFA, ASIA, ASN, ASTR, ATLAS, B*, BC, BIG*, BJCHI, BKA, BLESS, BTC, CAZ, CEN, CGD, CHARAN*, CHIC, CHOTI, CHOW, CMAN, CMO, CWT*, DCON, DEXON*, DIMET, DPAINT, EASON, EFORL, ESTAR, FSX*, FTE, GBX, GJS, GTB, HANN, IDG, ITNS, JCK, JPARK, KK, KWC, KWM, KYE, LDC, LHK, LTS, MAGURO, MATCH, MBAX, MDX*, MENA, MGI, MK, ML, MMM, MOTHER, NAT, NATION, NCL, NCP, NKT, NNCL, NV, OGC, PACO, PANEL, PATO, PEACE, PHG, POLY, PREB, PRIN, PROEN, RJH, S11, SAF, SAFE, SANKO, SCN, SE-ED, SIAM, SINGER, SKN, SLP, SMART, SMO, SNPS, SST, STC, STECH, TAE, TC, TCC, TFI, THAI, TIGER, TPA, TRT, TRV, TSE, UKEM, UP, UREKA, VARO, VIBE, WASH, WAVE*, WFX, WIIK, WORK, XO, XYZ*, YUASA

Corporate Governance Report

The material contained in this publication is for general information only and is not intended as advice on any of the matters discussed herein. Readers and others should perform their own independent analysis as to the accuracy or completeness or legality of such information. The Thai Institute of Directors, its officers, the authors and editor make no representation or warranty as to the accuracy, completeness or legality of any of the information contained herein. By accepting this document, each recipient agrees that the Thai Institute of Directors Association, its officers, the authors and editor shall not have any liability for any information contained in, or for any omission from, this publication.
The survey result is as of the date appearing in the Corporate Governance Report of Thai Listed Companies. As a result, the survey result may be changed after that date. InnovestX Securities Company Limited does not conform nor certify the accuracy of such survey result.
* The listed companies or their directors or executives have any scandalous corporate governance issues such as regulatory wrong-doings, bribery, and corruption. In this case, the CGR information should be used with care and in conjunction with the related governance news.

Anti-corruption Progress Indicator

Certified (ได้รับการรับรอง)

2S, AAI, ACE, ADB, ADVANC, AE, AF, AH, AI, AIE, AIRA, AIT, AJ, AKP, AMA, AMANAH, AMARIN, AMATA, AMATAV, ANI, AP, APCS, AS, ASIAN, ASK, ASP, ASW, AUCT, AWC, AYUD, B, BAFS, BAM, BAY, BBGI, BBL, BCH, BCP, BCPG, BE8, BEC, BEYOND, BGC, BGRIM, BKIH, BLA, BPS, BRI, BRR, BSBM, BTC, BTG, BTS, BWG, CAZ, CBG, CEN, CENTEL, CFRESH, CGH, CHASE, CHEWA, CHOTI, CHOW, CI, CIG, CM, CMC, COM7, CPALL, CPAXT, CPF, CPI, CPL, CPN, CPW, CRC, CREDIT, CSC, CV, DCC, DELTA, DEMCO, DEXON, DITTO, DMT, DOHOME, DRT, DUSIT, EAST, EASTW, EGCO, EMC, EP, EPG, ERW, ESTAR, ETC, ETE, FNS, FPI, FPT, FSMART, FSX, FTE, GABLE, GBX, GC, GCAP, GEL, GFPT, GGC, GLOBAL, GPI, GPSC, GST, GULF, GUNKUL, HANA, HARN, HENG, HL, HMPRO, HTC, ICC, ICHI, ICN, IFS, III, ILINK, ILM, INET, INOX, INSURE, IRPC, IT, ITC, ITEL, IVL, JAS, JMART, JMT, JR, JTS, K, KBANK, KCAR, KCC, KCE, KCG, KGEN, KGI, KJL, KKP, KSL, KTB, KTC, L&E, LANNA, LH, LHFG, LHK, LIT, LPN, M, MAGURO, MAJOR, MALEE, MATCH, MBAX, MBK, MC, MCOT, MEDEZE, MEGA, MENA, MFC, MFEC, MGC, MINT, MODERN, MONO, MOONG, MOSHI, MSC, MST, MTC, MTI, NATION, NCAP, NEP, NER, NKI, NOBLE, NRF, NWR, OCC, OR, ORI, OSP, PAP, PATO, PB, PCE, PCSGH, PDG, PDJ, PG, PHOL, PIMO, PK, PL, PLANB, PLANET, PLAT, PLUS, PM, PMC, POWER, PPP, PPPM, PPS, PQS, PR9, PREB, PRG, PRIME, PRINC, PRM, PROEN, PROUD, PRTR, PSH, PSL, PT, PTG, PTT, PTTEP, PTTGC, PYLON, Q-CON, QH, QLT, QTC, RABBIT, RATCH, RBF, RCL, RS, RWI, S, S&J, SA, SABINA, SAK, SAPPE, SAT, SAWAD, SC, SCAP, SCB, SCC, SCCC, SCG, SCGD, SCGP, SCL, SCM, SCN, SEAOIL, SE-ED, SELIC, SENA, SENX, SFLEX, SFT, SGC, SGP, SHR, SINGER, SINO, SIRI, SIS, SITHAI, SJWD, SKE, SKR, SMIT, SMPC, SNC, SNNP, SNP, SORKON, SPACK, SPALI, SPC, SPI, SPRC, SPREME, SRICHA, SSF, SSP, SSSC, SST, STA, STARM, STGT, STOWER, SUSCO, SVOA, SVT, SYMC, SYNTEC, TACC, TAE, TAKUNI, TASCO, TATG, TBN, TBSP, TCAP, TCMC, TEGH, TFG, TFI, TFMAMA, TGE, TGH, THANI, THIP, THRE, THREL, TIDLOR, TIPCO, TIPH, TISCO, TKN, TKS, TKT, TMC, TMD, TMILL, TMT, TNITY, TNL, TNP, TNR, TOG, TOP, TOPP, TPA, TPAC, TPBI, TPCS, TPLAS, TQM, TRT, TRU, TRUE, TSI, TSTE, TSTH, TTA, TTB, TTCL, TU, TURBO, TURTLE, TVDH, TVO, TWPC, UBE, UBIS, UEC, UKEM, UPF, UREKA, UV, VCOM, VGI, VIBE, VIBHA, VIH, VNG, WACOAL, WHA, WHAUP, WICE, WIIK, WP, WPH, XO, YUASA, ZEN, ZIGA

Declared (ประกาศเจตนารมณ์)

ADD, ADVICE, ALLA, ALT, ASEFA, ATLAS, AURA, BANPU, BIG, BIS, BIZ, BLESS, BOL, BYD, CEYE, CFARM, CHAO, CHAYO, CIVIL, CMAN, DCON, EKH, FLE, FLOYD, GFC, GREEN, HANN, I2, IIG, INSET, IP, IVF, J, KUMWEL, LTMH, M-CHAI, MCA, MITSIB, MMM, MPJ, NAT, NEO, NKT, NL, NOVA, NSL, NTF, NTSC, ORN, PCC, PIN, PRI, ROCTEC, SAF, SANKO, SE, SISB, SKIN, SKY, SMD100, SMO, SNPS, SUN, TEAMG, TFM, THAI, TL, TMAN, TMI, TPS, UP, VARO, VL, WELL, WGE, WIN

N/A

88TH, A, A5, AAV, ABM, ACAP, ACC, ACG, AEONTS, AFC, AGE, AHC, AJA, AKR, ALPHAX, ALUCON, AMARC, AMC, AMR, ANAN, AOT, APCO, APO, APP, APURE, AQUA, ARIN, ARIP, ARROW, ASAP, ASIA, ASIMAR, ASN, ASTR, ATP30, AU, B52, BA, BBIK, BC, BCT, BDMS, BEAUTY, BEM, BGT, BH, BIOTEC, BJC, BJCHI, BKA, BKD, BKGI, BLAND, BLC, BLISS, BM, BR, BROCK, BSM, BTNC, BTW, BUI, BVG, CCET, CCP, CGD, CH, CHARAN, CHG, CHIC, CHO, CITY, CK, CKP, CMO, CMR, CNT, COCOCO, COLOUR, COMAN, CPANEL, CPH, CPR, CPT, CRANE, CRD, CSP, CSR, CSS, CTW, CWT, D, DDD, DHOUSE, DIMET, DOD, DPAINT, DTCENT, DTCI, EA, EASON, ECF, EFORL, EMPIRE, ETL, EURO, EVER, F&D, FANCY, FE, FM, FMT, FN, FORTH, FTI, FVC, GENCO, GJS, GLORY, GRAMMY, GRAND, GSTEEL, GTB, GTV, GYT, HFT, HPT, HTECH, HUMAN, HYDRO, IDG, IHL, IMH, IND, INGRS, IRC, IRCP, IROYAL, ITD, ITNS, ITTHI, JAK, JCK, JCT, JDF, JPARK, JSP, JUBILE, KAMART, KASET, KBS, KC, KCM, KDH, KIAT, KISS, KK, KKC, KLINIQ, KOOL, KTIS, KTMS, KUN, KWC, KWI, KWM, KYE, LALIN, LDC, LEE, LEO, LOXLEY, LPH, LST, LTS, MADAME, MANRIN, MASTEC, MASTER, MATI, MCS, MDX, MEB, META, METCO, MGI, MGT, MICRO, MIDA, MILL, MJD, MK, ML, MORE, MOTHER, MRDIYT, MTW, MUD, MVP, NAM, NC, NCH, NCL, NCP, NDR, NETBAY, NEW, NEX, NFC, NNCL, NPK, NTV, NUT, NV, NVD, NYT, OGC, OHTL, OKJ, ONEE, ONSENS, PACO, PAF, PANEL, PEACE, PEER, PERM, PF, PHAT, PHG, PICO, PIS, PJW, PLE, PLT, PMTA, POLY, PORT, PPM, PRAKIT, PRAPAT, PRECHA, PRIN, PROS, PSGC, PSP, PTC, PTL, QDC, QTCG, QUICK, RAM, READY, RICHY, RJH, RML, ROCK, ROH, ROJNA, RP, RPC, RPH, RSP, RT, S11, SAAM, SAFE, SALEE, SAM, SAMART, SAMCO, SAMTEL, SAUCE, SAV, SAWANG, SCI, SCP, SDC, SEAFCO, SECURE, SEI, SGF, SHANG, SIAM, SICT, SIMAT, SK, SKN, SLP, SMART, SMT, SO, SOLAR, SONIC, SPA, SPCG, SPG, SPTX, SPVI, SQ, SR, SRS, STANLY, STC, STECH, STECON, STELLA, STI, STP, STPI, STX, SUC, SUPER, SUTHA, SVR, SWC, SYNEX, TAN, TAPAC, TC, TCC, TCJ, TCOAT, TEAM, TEKA, TERA, TGPRO, TH, THANA, THE, THG, THMUI, TIGER, TIPAK, TITLE, TK, TKC, TLI, TM, TMW, TNDT, TNH, TNPC, TOA, TPCH, TPIPL, TPIPP, TPL, TPOLY, TPP, TQR, TRC, TRITN, TRP, TRUBB, TRV, TSC, TSE, TSR, TTI, TTT, TTW, TVH, TVT, TWP, TWZ, TYCN, UAC, UBA, UMI, UMS, UNIQ, UNIX, UPOIC, UTP, UVAN, VPO, VRANDA, VS, WARRIX, WASH, WAVE, WFX, WINDOW, WINMED, WINNER, WORK, WSOL, XBIO, XPG, XYZ, YGG, YONG, ZAA

Explanations

Companies participating in Thailand's Private Sector Collective Action Coalition Against Corruption programme (Thai CAC) under Thai Institute of Directors are categorised into: companies that have declared their intention to join CAC, and companies certified by CAC.