Daily Report

Sawasdee Thai Market

Friday, November 6, 2026

Market today

External pressures

The SET is expected to trade downwards in line with regional markets, as ongoing selling pressure in global tech equities could continue to weigh on the electronics sector. Meanwhile, oil prices have rebounded following reports of a tanker attack in the Persian Gulf, providing short-term support for upstream energy stocks while pressing overall market sentiment. Coupled with potential risk-reduction selling ahead of the weekend, high market volatility persists. Key events to monitor today include Thailand's October inflation figures and 3Q26 earnings releases. Technically, the index has pulled back slightly below the 1500-point level, keeping the upward recovery pattern unclear.

Support - Resistance: 1485/1480 – 1505/1510

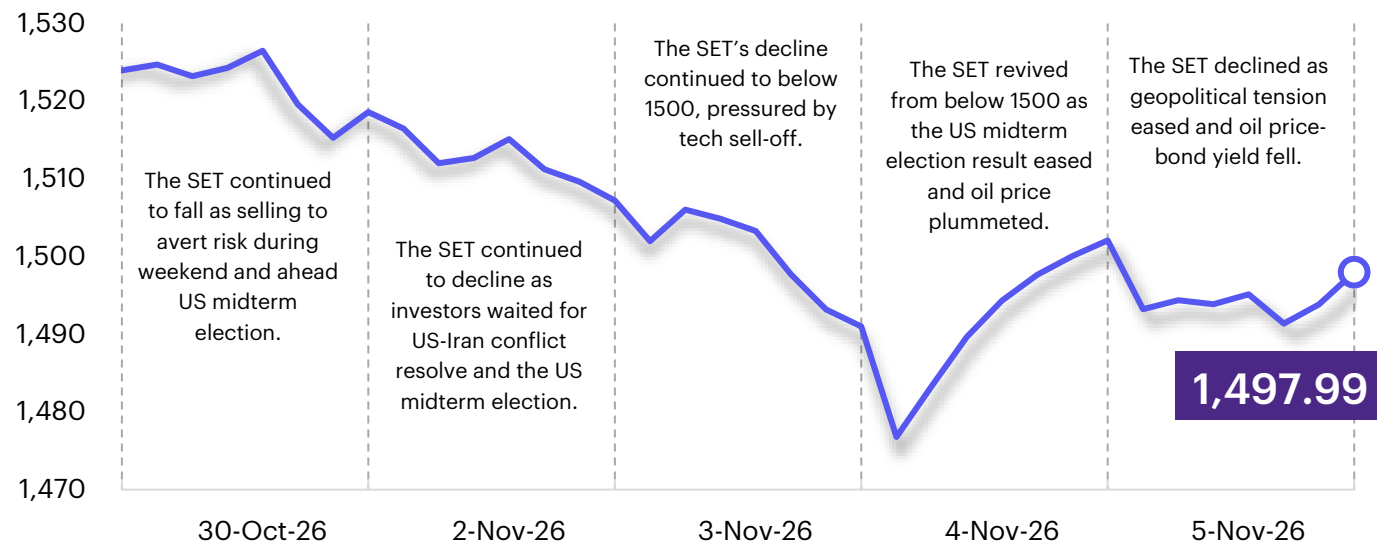

Today's highlights

- Global equity markets faced heavy selling due to investor concerns that the Democratic victory would lead to stricter regulations on the AI industry, including Data Center restrictions and the removal of tax privileges. The slump in chip stocks is viewed as a negative sentiment for electronic components (DELTA, HANA, KCE).
- Crude prices experienced severe volatility following news of fires and over 5 tanker attacks in the Strait of Hormuz, short-term positive for speculating on upstream (PTTEP). Republican representatives are preparing to push for the impeachment of the Secretary of Defense following their midterm defeat over the Iran campaign, negative signal for oil prices and upstream energy.
- S&P Global Ratings affirmed Thailand's credit rating at BBB+ with a Stable outlook, reflecting confidence in the government's economic policies aimed at supporting growth while strictly maintaining fiscal discipline. GDP is projected to grow by an average of 2.4% over 2026–2029, reflecting strong fiscal discipline and offering a medium-term positive for market confidence.
- The Ministry of Finance disclosed plans to transition the EV local content criteria to the Made in Thailand framework, targeting a ratio of 40%. The three-tier tax structure features 10% for vehicles meeting MiT criteria, 15–20% for vehicles not yet meeting criteria, and 35% for fully imported, positive sentiment for automotive (AH, SAT, STANLY) and industrial estates (WHA, AMATA).
- The Oil Fund Committee lowered retail prices for B7 diesel and gasoline by Bt0.75 and Bt1.01/litre, lowering business operating costs and supporting domestic purchasing power. This is positive for fuel retailers (OR), commerce stocks (CPALL, BJC, CRC), and finance stocks (MTC, TIDLOR, SAWAD).

Strategy today

In the near term, the SET is expected to move Sideways. The US midterm election results, in which the Democratic Party secured a clear majority in both the Senate and the House, have eased concerns over policy volatility and opened the door for fund flows to return to risk assets. Easing Middle East tensions are also likely to be a key factor limiting the market's downside. Meanwhile, the BoE is expected by the market to hike rates. Domestically, the market is expected to remain focused on 3Q26 earnings announcements from Real Sector listed companies, as well as the cabinet's consideration of approving Data Center regulatory criteria. The investment strategy therefore recommends Selective Buy.

Trading today

The SET is expected to move Sideways, as the Democratic Party's midterm election win reduces policy risk and Middle East tensions are expected to ease. Domestically, the market is expected to focus on 3Q26 earnings announcements. Our investment strategy is therefore "Selective Buy" with an emphasis on "Buy on Dip" across 4 trading ideas with specific positives as follows:

1. Earnings momentum plays — Short-term speculation on stock-specific positives this week, targeting stocks expected to report YoY or QoQ earnings growth in 3Q26, with Outperform ratings: **TRUE,** TU, **GULF,** KCE, OR, TIDLOR.
2. FDI & tech-infrastructure plays — Stocks set to benefit from the accelerating domestic investment cycle and the government's clean energy restructuring plan, as well as speculation on the cabinet's upcoming consideration of data center regulatory criteria: banks (BBL, **KBANK,** KTB), industrial estates (WHA, AMATA) and renewable energy (**GULF, GPSC,** GUNKUL).
3. Geopolitical relief plays — For higher-risk-tolerant investors seeking short-term speculation: if the US midterm elections result in a divided government, the market may see some easing of geopolitical concerns, leading to lower energy costs and supporting a recovery in Middle East economic activity and purchasing power: airlines (AAV, THAI), SPP power plants (**GPSC, BGRIM**), and healthcare (BH, **BDMS**).
4. Laggard & earnings plays — A safety-focused theme targeting stocks expected to deliver strong 3Q26 earnings growth both YoY and QoQ, with share prices still lagging for a high margin of safety, and strong financial positions: **AOT,** AP, BCH, **BDMS, CPN,** TRUE, TU.

Daily Top Picks

BDMS: Expected to face limited impact from external factors. Earnings for 3Q26F are projected to return to growth, with core profit estimated at Bt4.7bn (+8% YoY and +47% QoQ), driven by the recovery of sustained medical service demand and seasonal factors, along with an improved EBITDA margin. Profit is expected to continue growing through 4Q26. Short-term TP is Bt20.40.

TRUE: Expected to face limited impact from external factors. Earnings are projected to maintain a positive trend in 4Q26, with minimal impact from flooding as no payment default issues have been observed among subscribers, keeping ARPU on a favorable trend. The company announced a dividend payment of Bt0.16/share (representing a 1.2% dividend yield), with the XD date on November 13. Short-term TP is Bt13.50.

innovestX
บริษัทหลักทรัพย์ในกลุ่ม SCBX

Daily Report

Sawasdee Thai Market

Friday, November 6, 2026

Today's reports

BCP – 3Q26: In line; strong refining momentum
BGRIM – Two key drivers: Data Center & Smart Grid
LHHOTEL– 3Q26F: Expect growing YoY and QoQ
OR – 3Q26: Strong recovery as expected
PTT – 3Q26F: Core profit should remain resilient

What to watch

Date	Event
2 Nov	**Economic release: JP** – Manufacturing PMI, Oct (final) **CN** – RatingDog Manufacturing PMI, Oct **TH** – Business Sentiment Index, Oct **EU** – Manufacturing PMI, Oct (final) **US** – Manufacturing PMI, Oct (final); ISM Manufacturing, Oct; Construction Spending, Sep
3 Nov	**Economic release: US** – JOLTS Job Openings and Durable Goods Orders (final), Sep **Event:** US Midterm election
4 Nov	**Economic release: CN** – RatingDog Services and Composite PMI, Oct **EU** – Services and Composite PMI (final), CPI and Core CPI (preliminary), Oct **US** – ADP Employment Change, Services and Composite PMI (final), and ISM Services, Oct; Trade Balance, Imports, and Exports, Sep; Weekly MBA Mortgage Applications
5 Nov	**Economic release: JP** – Services and Composite PMI, Oct (final) **TH** – CPI and Core CPI, Oct **EU** – PPI, Sep **US** – Weekly Initial and Continuing Jobless Claims **Event:** Bank of England Monetary Policy Meeting
6 Nov	**Economic release: JP** – Labor Cash Earnings, Sep **EU** – Retail Sales, Sep **US** – Nonfarm Payrolls, Unemployment Rate, and Underemployment Rate (U-6), Oct; University of Michigan Consumer Sentiment, Nov (preliminary)

SET Index movement

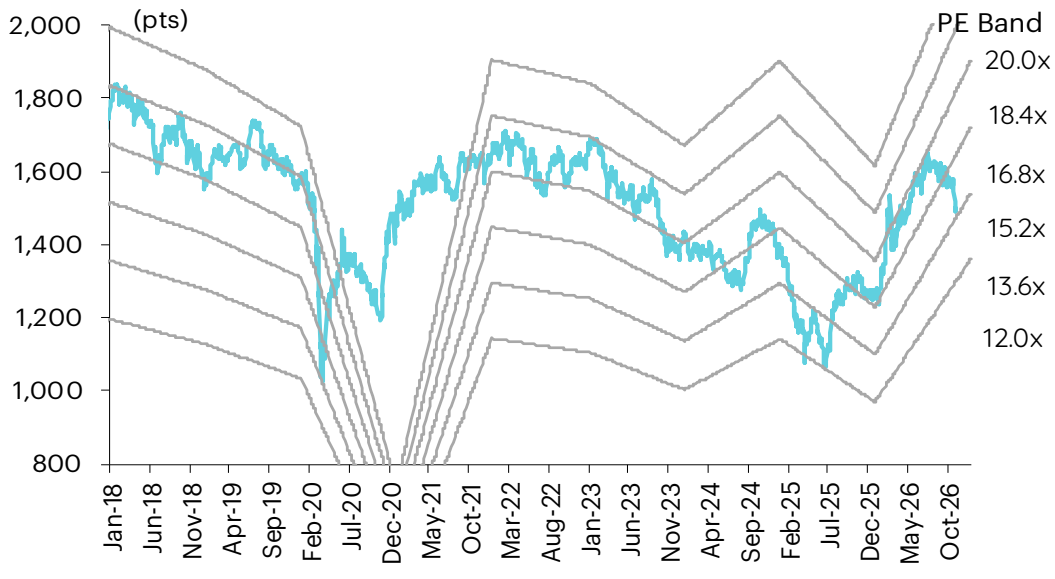

SET Index series

Index	5 Nov (pts)	Chg (pts)	Chg (%)	Value (Btmn)
SET	1,497.99	(4.10)	(0.27)	86,950.24
SET50	1,018.87	(1.62)	(0.16)	65,091.58
SET100	2,198.69	(3.14)	(0.14)	78,464.52
sSET	639.96	4.90	0.77	1,260.67
SETCLMV	794.91	(2.79)	(0.35)	47,403.87
SETHD	1,501.05	(5.91)	(0.39)	21,547.01
SETESG	995.58	1.59	0.16	69,098.23
SETWB	652.62	5.94	0.92	16,436.49
mai	213.60	0.88	0.41	281.30

Trading summary by investor type

(Btmn)	5 Nov	WTD	MTD	YTD
Foreign				
Net	39	(203)	(203)	18,310
Breakdown (%)	56.17	57.74	57.74	54.80
Institution				
Net	1,027	2,596	2,596	(78,335)
Breakdown (%)	8.12	7.32	7.32	7.58
PropTrade				
Net	(1,059)	(5,560)	(5,560)	(2,474)
Breakdown (%)	6.63	7.19	7.19	7.02
Individual				
Net	(8)	3,167	3,167	62,500
Breakdown (%)	29.08	27.75	27.75	30.59

S50 futures trading by foreign investors

(Contract)	5-Nov	WTD	MTD	YTD
Foreign	(1,203)	(33,965)	(33,965)	(58,574)
Institution	55	16,638	16,638	23,580
Customer	1,148	17,327	17,327	34,994

Bond trading by foreign investors

(Btmn)	5-Nov	WTD	MTD	YTD
Buy	13,524	41,944	41,944	965,093
Sell	7,701	45,932	45,932	928,339
Net	5,823	(3,988)	(3,988)	36,753

Market update

Global market movement

	5-Nov	Index	Performance (%) Chg (pts)	1D	WTD	MTD	YTD	PE (x) 26F	27F	EPS gth (%) 26F	27F	PBV (x) 26F	27F	ROE (%) 26F	27F
S&P 500		7,354	(334.89)	(4.4)	(3.0)	(3.0)	7.4	19.9	17.4	38.2	14.7	4.9	4.3	23.0	23.5
Euro Stoxx 600		655	(2.53)	(0.4)	1.3	1.3	10.6	15.3	14.1	19.7	8.0	2.3	2.2	14.5	14.9
Nikkei 225		61,078	(1,110.73)	(1.8)	(3.5)	(3.5)	21.3	19.7	18.5	39.5	6.2	2.6	2.5	13.1	13.2
Hang Seng		24,797	877.48	3.7	6.5	6.5	(3.3)	11.4	10.1	1.3	11.9	1.2	1.1	10.4	10.9
MSCI Asia x J		1,028	0.00	0.0	(1.0)	(1.0)	12.5	10.7	8.1	78.4	32.2	2.0	1.7	18.6	20.8
Philippines		5,778	83.22	1.5	1.7	1.7	(4.5)	9.0	8.3	2.9	9.0	1.1	1.1	12.2	12.2
Indonesia		5,030	110.49	2.2	(0.5)	(0.5)	(41.8)	8.0	7.1	50.5	12.8	1.1	1.0	14.1	14.4
Malaysia		1,636	19.30	1.2	1.3	1.3	(2.6)	14.6	13.7	7.6	7.0	1.5	1.4	10.2	10.4
Thailand		1,498	(4.10)	(0.3)	(1.4)	(1.4)	18.9	13.3	12.8	39.3	4.3	1.5	1.4	11.0	10.8
Asean 4 - simple avg.				**1.2**	**0.3**	**0.3**	**(7.5)**	**11.2**	**10.5**	**25.1**	**8.3**	**1.3**	**1.2**	**11.9**	**12.0**
China		3,690	3.74	0.1	2.5	2.5	(7.0)	13.6	11.8	21.8	15.7	1.4	1.3	10.2	10.8
India		79,310	2,008.61	2.6	6.5	6.5	(6.9)	20.2	17.5	(0.1)	15.4	2.9	2.6	14.2	14.6
Singapore		5,296	27.62	0.5	(1.5)	(1.5)	14.0	16.0	14.8	4.9	8.2	1.7	1.6	10.6	11.0
Taiwan		41,575	(1,374.19)	(3.2)	(8.0)	(8.0)	43.5	18.0	13.6	85.1	32.0	4.0	3.3	22.6	27.1
Korea		5,384	(300.00)	(5.3)	(6.1)	(6.1)	27.8	5.2	3.6	313.5	44.7	1.3	1.1	25.7	29.3
Others				**(1.1)**	**(1.3)**	**(1.3)**	**14.3**	**14.6**	**12.3**	**85.1**	**23.2**	**2.3**	**2.0**	**16.7**	**18.6**

Regional sector movement

	Price performance (%) * 5-Nov	WoW	MoM	YTD
Banking	1.15	0.22	(5.10)	4.49
Chemicals	0.63	0.73	(8.23)	(0.57)
Construction Mat.	0.93	1.57	(5.24)	(8.51)
Consumer Products	0.76	0.77	(3.71)	(16.64)
Health Care	0.44	0.85	(3.10)	(8.29)
Oil & Gas Supply Chain	(1.02)	(1.21)	(7.28)	3.47
Real Estate	0.72	1.35	(5.70)	17.64
Retail - Consumer Staples	0.76	0.77	(3.71)	(16.64)
Telecommunications	0.68	0.83	(6.97)	(8.57)
Transportation	0.54	0.52	(4.27)	(11.02)

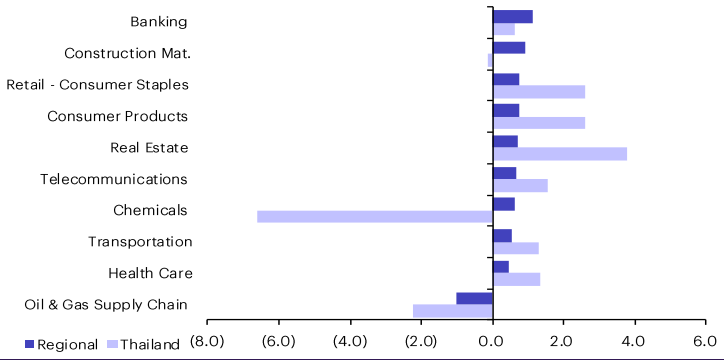

** Regional sector price performances (%) are based on US$ and Thai sector price performances (%) are based on baht*

Thailand sector movement

	Price performance (%) 5-Nov	WoW	MTD	YTD
Banking	0.63	(1.75)	(0.52)	28.68
Commerce	1.02	1.16	1.82	14.78
Construction Materials	(0.11)	(4.39)	(2.42)	25.83
Energy & Utilities	(0.89)	(4.15)	(3.84)	30.99
Food & Beverage	0.46	2.25	2.25	8.77
Health Care	1.34	2.09	1.47	7.48
ICT	1.57	2.29	1.80	9.56
Petrochemicals	(6.62)	(9.69)	(9.16)	63.49
Property	1.55	1.59	2.77	18.82
Transportation	1.32	1.51	2.16	9.59
SET	(0.27)	(3.02)	(1.36)	18.92
SET50	(0.16)	(2.59)	(1.43)	21.92
MAI	0.41	(1.11)	(0.22)	(1.59)

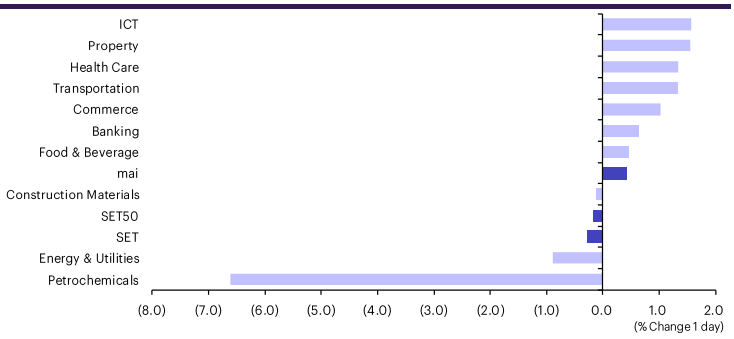

10 Most active stocks by value

Stock	Price (Bt)	Value (Btmn)	Chg (%)
GULF	62.50	5,286	2.46
PTTEP	142.00	5,281	(5.33)
CPALL	46.25	5,177	5.11
DELTA	187.00	4,323	(4.10)
PTT	39.00	4,113	(2.50)
PTTGC	41.00	3,983	(8.38)
TOP	56.00	3,167	(7.44)
KCE	66.25	2,833	(5.69)
KBANK	247.00	2,545	1.23
BGRIM	22.60	2,360	10.78

Top 10 gainers

Stock	Price (Bt)	Value (Btmn)	Chg (%)
EMC	0.02	0.02	100.00
GEL	0.04	0.00	33.33
PLE	0.06	0.01	20.00
BGRIM	22.60	2,359.94	10.78
B52	0.23	0.00	9.52
TCC	0.27	0.09	8.00
GPSC	53.00	1,775.50	7.07
SJWD	11.00	122.21	6.80
THE	0.80	0.85	6.67
AAV	0.80	76.23	6.67

Top 10 losers

Stock	Price (Bt)	Value (Btmn)	Chg (%)
UMI	0.59	0.59	(29.76)
MONO	0.29	5.30	(9.38)
MATCH	0.41	0.02	(8.89)
TEKA	1.66	1.13	(8.79)
PTTGC	41.00	3,983.21	(8.38)
AJA	0.11	0.06	(8.33)
SAMCO	0.69	0.63	(8.00)
SCM	0.12	0.14	(7.69)
ALLY-F	4.60	0.02	(7.63)
STA	19.50	498.05	(7.58)

Fund flow monitor

Regional foreign fund flows to equity

(US$ Mn)	Thailand	Indonesia	Philippines	Malaysia	Vietnam	India	Taiwan	South Korea	Japan
Daily									
5-Nov-26	1	(4)	9	14	(9)		(3,064)	(2,535)	
4-Nov-26	(56)	14	8	8	(2)	826	(4,568)	(1,823)	
3-Nov-26	19	(32)	(4)	37	(16)	743	(3,435)	(1,177)	
2-Nov-26	30	(6)		25	(20)	353	(2,291)	(312)	
30-Oct-26	31	(8)	(0)	17	(24)	468	(3,664)	(1,210)	
Weekly									
WTD	(6)	(27)	13	84	(47)	1,922	(13,358)	(5,846)	0
30-Oct-26	14	(168)	(5)	79	(104)	1,618	(5,246)	(389)	0
23-Oct-26	89	(370)	(144)	(74)	(38)	387	(7,591)	(1,045)	7,528
16-Oct-26	114	(176)	(23)	(66)	(111)	(216)	(18,897)	(8,329)	(421)
9-Oct-26	(282)	(137)	(21)	(88)	(535)	(2,991)	(762)	(4,857)	22,244
Monthly									
MTD	(6)	(27)	13	84	(47)	1,922	(13,358)	(5,846)	0
Oct-26	(197)	(936)	(236)	(211)	(915)	(2,169)	(31,784)	(14,576)	43,237
Sep-26	(781)	(574)	(134)	(416)	(184)	(4,143)	(2,333)	(16,984)	(7,722)
Aug-26	(746)	68	(223)	(486)	(67)	2,394	9,058	(8,638)	(3,020)
YTD	611	(5,629)	(759)	(1,654)	(4,596)	(28,508)	(82,064)	(147,105)	92,561

Thailand daily foreign net flows

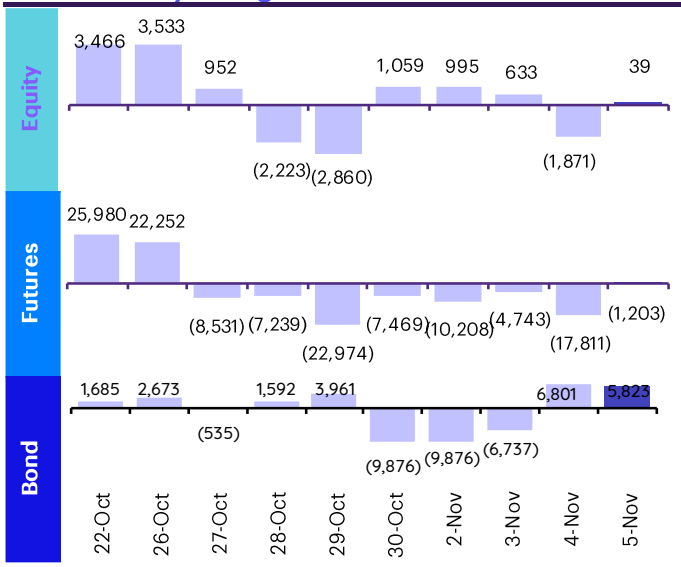

	Equity (Btmn)	SET50 futures (Contract)	SET50 futures (Btmn)*	Bond (Btmn)
Daily				
5-Nov-26	39	(1,203)	(245)	5,823
Weekly				
WTD	**(203)**	**(33,965)**	**(6,940)**	**(3,988)**
30-Oct-26	460	(23,961)	(4,958)	(2,184)
22-Oct-26	3,014	4,641	1,025	9,805
15-Oct-26	3,846	9,326	1,962	5,791
9-Oct-26	(9,505)	(1,962)	(389)	5,121
Monthly				
MTD	**(203)**	**(33,965)**	**(6,940)**	**(3,988)**
Oct-26	(6,597)	(1,065)	(88)	18,221
Sep-26	(26,259)	(56,514)	(11,786)	(21,185)
Aug-26	(24,565)	(38,457)	(8,160)	(3,805)
Quarterly				
QTD	**(6,801)**	**(35,030)**	**(7,028)**	**14,233**
3Q26	(2,063)	(140,060)	(29,428)	(33,249)
2Q26	7,987	87,213	18,149	29,953
1Q26	19,187	29,303	4,731	25,817
4Q25	(10,823)	50,038	8,551	61,667
YTD	**18,310**	**(58,574)**	**(13,575)**	**36,753**
2025	(107,060)	85,442	12,090	128,884
2024	(147,940)	(76,387)	(13,989)	(26,548)

Foreign net flow and SET movement

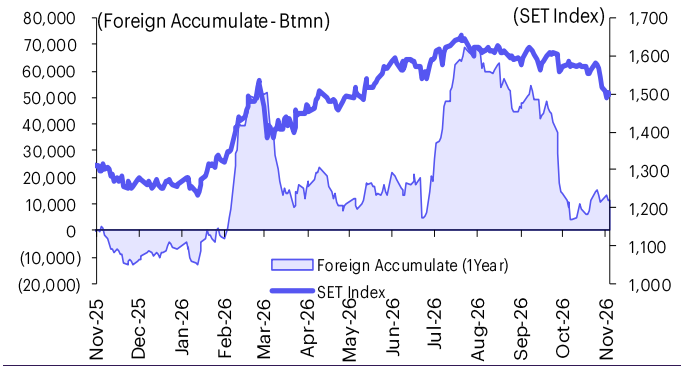

SET50 and its foreign ownership (excluding NVDR)

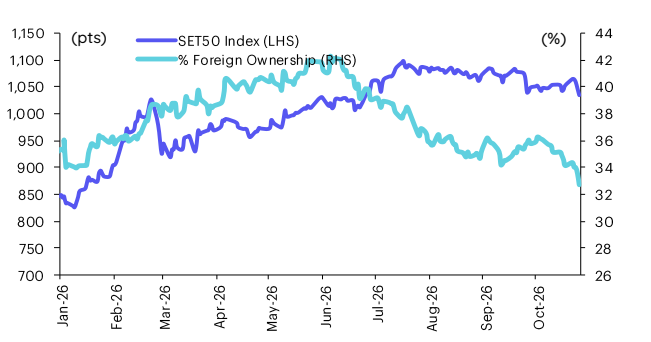

Foreign buy/sell activity monitor

Most foreign holding value change

	Fgn hld (%)	Δ Fgn (M.shares)	Buy* (Btmn)
GULF	38.84	3.26	204
CPALL	23.58	3.30	152
MTC	8.87	3.07	96
AOT	6.08	1.44	88
AMATA	15.12	2.93	79
CPN	19.39	1.17	77
VGI	29.75	65.92	61
KCE	20.03	0.89	59
GUNKUL	4.01	8.49	42
EGCO	27.95	0.27	36

	Fgn hld (%)	Δ Fgn (M.shares)	Sell* (Btmn)
SCC	10.78	(0.73)	(177)
BH	32.62	(0.85)	(172)
KTB	11.20	(3.90)	(169)
PTT	9.54	(3.29)	(128)
PTTEP	9.41	(0.83)	(119)
DELTA	92.12	(0.59)	(110)
MEGA	14.04	(1.45)	(51)
TTB	20.12	(15.64)	(42)
SPALI	13.13	(2.18)	(34)
ADVANC	37.76	(0.09)	(32)

Top-5 NVDR net buy/sell

	Buy* (Btmn)
CPALL	1059
PTTGC	683
BGRIM	549
BDMS	375
MINT	366
GULF	263
TOP	222
BBL	194
SPRC	186
CPN	180

	Sell* (Btmn)
PTTEP	(1,265)
KBANK	(708)
KTB	(438)
KCE	(409)
DELTA	(214)
SCB	(200)
PTT	(191)
GUNKUL	(100)
KKP	(96)
SCC	(93)

** InnovestX Investment Strategy & Research estimates*

Multi-asset price update

Key indicator update

	Close	5-Nov	WoW	MoM	YoY	YTD
Financial market condition						
VIX Index	28.18	69.66	63.84	87.74	56.47	88.49
Europe CDS (bps)	61.99	0.25	-1.45	0.37	7.01	11.45
LIBOR OIS Spread (bps)	0.84	2.50	0.01	-1.36	-22.85	-41.25
TED Spread (bps)	0.78	4.26	0.14	4.26	-20.08	-45.16
Exchange rate						
Dollar Index	101.59	0.06	-0.26	-0.25	1.42	3.36
USD/THB	33.47	-0.39	-0.75	-0.33	3.11	6.19
EUR/USD	1.12	-0.07	0.29	-0.33	-2.38	-4.49
USD/JPY	157.65	-0.45	0.03	-0.32	2.31	0.87
Bond: (Change in basis points)						
TH Gov Bond 2Y	0.01	-2.34	-2.71	-17.17	-13.88	7.76
TH Gov Bond 10Y	0.02	-6.05	-8.36	-32.35	33.53	42.42
US Gov Bond 2Y	0.04	-7.82	-9.72	-32.28	86.41	102.66
US Gov Bond 10Y	0.05	0.42	-7.76	-46.20	69.77	69.77
Commodities						
CRB Index	134.94	0.48	-4.53	-5.51	25.53	23.02
Gold (US$/oz)	4088.10	0.69	1.75	-1.81	2.72	-5.33
Gross Refining Margin (US$/bbl)	14.06	0.00	84.03	84.03	104.66	119.34
Dubai Crude (US$/bbl)	97.17	3.00	-12.04	8.71	49.25	56.62
NYMEX Crude (US$/bbl)	90.52	2.72	-11.25	1.21	51.88	57.65
Baltic Dry Index (pts)	2740.00	1.71	1.03	-8.73	36.79	45.98

Thai and US 10-year government bond yield

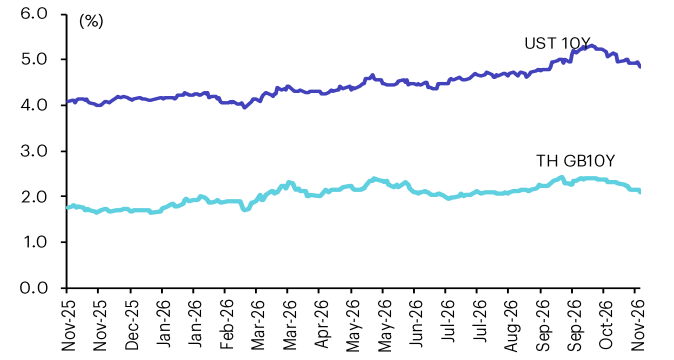

Thai and US 10-year government bond spread

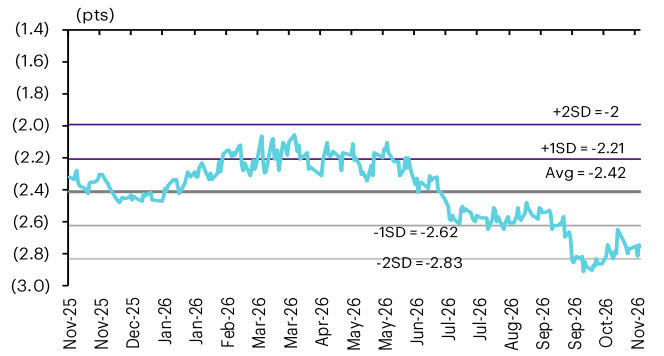

THB/USD exchange rate

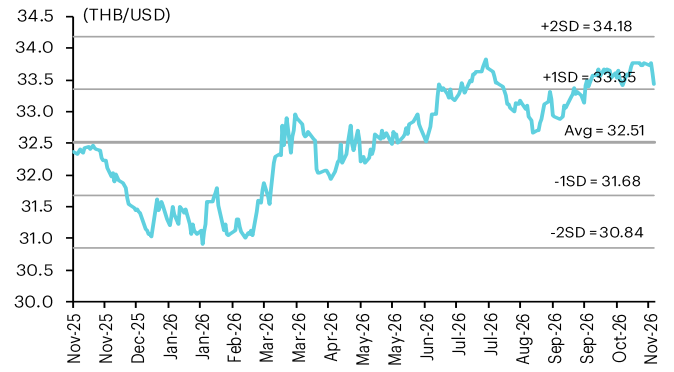

Regional foreign exchange rate spot return

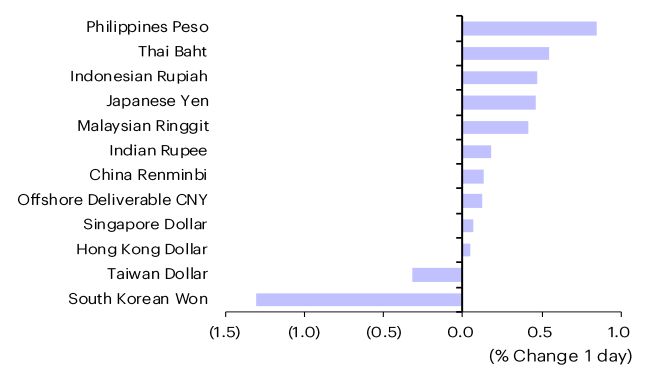

Gold

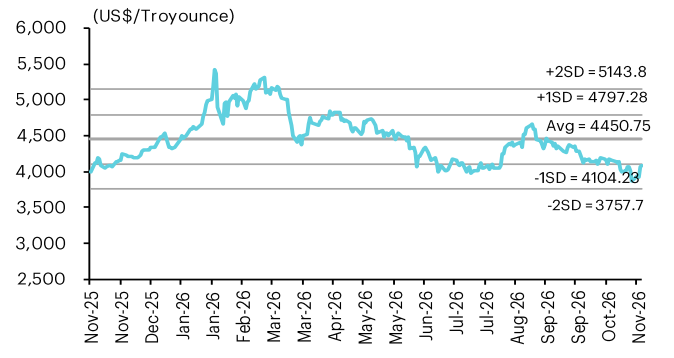

Brent crude

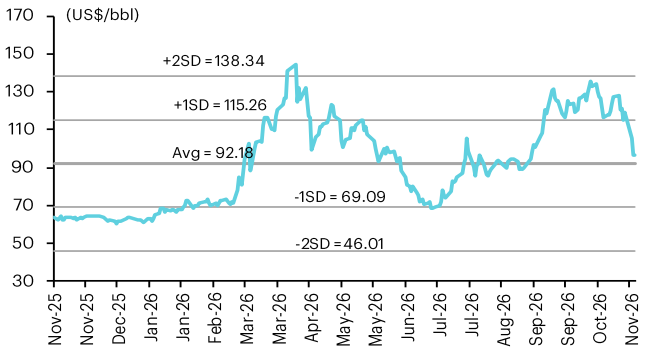

Source: Bloomberg Financial L.P., TQ Professional, BANPU, BOT, InnovestX Investment Strategy & Research

Short sales as of November 5, 2026

	Volume (Shares)	Turnover (Bt)	Average price (Bt)	Short sale volume comparing with main board
SPALI	684,400	10,745,080	15.70	32.03
BANPU	1,159,000	16,125,870	13.91	17.23
BAM	1,271,800	8,046,975	6.33	16.24
CENTEL	674,700	30,446,075	45.13	12.91
SCC	512,500	125,220,800	244.33	11.57
CN01	2,531	54,670	21.60	11.27
KCE	4,318,600	288,181,700	66.73	9.98
PSL	677,800	5,930,975	8.75	9.56
TTA	143,300	684,992	4.78	8.80
AMATA	1,309,700	35,681,075	27.24	8.60
DELTA	1,961,100	368,074,250	187.69	8.49
KBANK	725,300	178,349,700	245.90	7.01
GST	72,700	628,370	8.64	6.96
CK	289,100	5,130,140	17.75	6.74
TTB	11,578,200	31,029,576	2.68	6.53
AURA	202,500	2,762,400	13.64	6.49
SCB	442,100	67,123,750	151.83	6.30
STGT	138,800	1,269,580	9.15	6.26
NDX01	4,033	99,567	24.69	6.00
GUNKUL	6,505,000	32,048,940	4.93	5.86
PRM	313,000	2,685,385	8.58	5.81
BLA	80,900	1,833,430	22.66	5.70
IRPC	3,969,600	9,897,312	2.49	5.33
KTB	2,833,500	121,840,500	43.00	5.31
STA	1,247,400	24,924,790	19.98	5.00
AWC	5,837,800	19,245,988	3.30	4.81
BTS	1,074,500	1,973,361	1.84	4.73
BEM	1,276,000	7,975,000	6.25	4.57
CPF	715,800	14,602,320	20.40	4.46
MEGA	33,500	1,190,525	35.54	4.12
BA	560,500	10,626,770	18.96	3.98
ADVANC	267,000	90,207,100	337.85	3.90
TPIPP	45,500	70,980	1.56	3.89
SIRI	2,352,300	3,373,402	1.43	3.88
MTC	1,926,500	60,433,375	31.37	3.75
OR	642,600	8,036,370	12.51	3.64
PTG	154,200	1,139,725	7.39	3.55
ITC	163,700	2,815,640	17.20	3.52
MBK	58,700	1,166,010	19.86	3.47
VGI	3,468,000	3,177,601	0.92	3.39
TU	459,900	6,078,940	13.22	3.30
PLANB	870,300	7,501,295	8.62	3.22
WHA	2,999,500	14,837,266	4.95	3.15
THANI	899,500	2,169,374	2.41	3.14
LRCX01	5,925	18,012	3.04	2.95
MOSHI	6,500	232,825	35.82	2.81
TFG	425,500	4,157,265	9.77	2.76
AP	166,400	1,326,775	7.97	2.73
BH	96,900	19,505,100	201.29	2.63
CRC	369,000	11,663,300	31.61	2.61
BCH	262,000	2,908,200	11.10	2.58
MICRON01	212,099	3,592,466	16.94	2.55
NVDA01	14,997	293,204	19.55	2.53
SJWD	282,400	3,054,060	10.81	2.50
BTG	102,200	2,320,850	22.71	2.46
SCGP	194,000	5,243,000	27.03	2.41
HANA	768,600	32,507,775	42.29	2.37
MRDIYT	124,500	1,067,860	8.58	2.36
EPG	185,500	1,109,425	5.98	2.33
KKP	93,000	10,623,250	114.23	2.28
IVL	1,293,900	30,146,650	23.30	2.26
WHAUP	578,200	4,108,775	7.11	2.24
SCCC	900	135,900	151.00	2.22
HMPRO	2,313,600	14,596,700	6.31	2.19
PTTEP	794,600	113,679,950	143.07	2.15
PTT	2,232,600	86,721,000	38.84	2.11
CKP	47,200	109,504	2.32	2.09
TKN	30,400	143,780	4.73	2.06
AOT	609,300	37,154,550	60.98	2.03
EA	555,100	1,295,526	2.33	2.00
BBL	154,400	28,409,600	184.00	1.98
OSP	291,400	5,477,700	18.80	1.92

	Volume (Shares)	Turnover (Bt)	Average price (Bt)	Short sale volume comparing with main board
JMART	193,100	2,024,520	10.48	1.91
EGCO	46,900	6,326,200	134.89	1.88
ICHI	30,000	426,000	14.20	1.86
CATL01	139,010	529,398	3.81	1.83
RCL	76,000	3,462,875	45.56	1.83
PTTGC	1,702,300	70,877,700	41.64	1.77
BCP	310,000	13,492,500	43.52	1.73
TOP	942,800	53,149,700	56.37	1.67
RATCH	67,900	2,512,300	37.00	1.62
CCET	1,159,000	8,978,300	7.75	1.49
TCAP	18,700	1,439,925	77.00	1.44
SPRC	797,800	10,485,950	13.14	1.42
TER01	10,636	31,066	2.92	1.36
MINT	890,300	19,195,270	21.56	1.35
GPSC	445,800	23,366,075	52.41	1.32
CPALL	1,450,200	66,247,050	45.68	1.28
THAI	1,464,500	7,814,770	5.34	1.24
TISCO	20,400	2,557,150	125.35	1.24
TIDLOR	528,400	9,041,340	17.11	1.16
AAV	1,093,700	874,960	0.80	1.15
MAJOR	29,000	232,250	8.01	1.11
ERW	450,200	1,659,226	3.69	1.09
BDMS	1,126,300	22,637,810	20.10	1.08
KTC	162,300	5,775,350	35.58	0.98
SAWAD	294,200	6,855,860	23.30	0.97
TLI	162,700	1,871,050	11.50	0.97
BJC	97,900	1,972,580	20.15	0.94
GULF	810,300	49,789,500	61.45	0.94
GLOBAL	99,800	728,540	7.30	0.93
CPN	86,300	5,703,900	66.09	0.92
STECON	188,700	3,440,730	18.23	0.92
JMT	105,000	1,140,190	10.86	0.82
TRUE	1,267,200	16,575,990	13.08	0.80
BGRIM	851,900	18,346,360	21.54	0.78
QH	71,400	97,818	1.37	0.78
TOA	24,000	369,510	15.40	0.77
AEONTS	4,600	414,075	90.02	0.76
BCPG	99,200	694,400	7.00	0.76
M	5,900	119,380	20.23	0.64
COM7	29,400	966,850	32.89	0.49
SPCG	22,300	244,510	10.96	0.41
ASML01	2,024	86,628	42.80	0.35
CBG	9,400	521,700	55.50	0.35
TASCO	16,100	273,710	17.00	0.27

Source: SET, InnovestX Investment Strategy & Research

Director trade

Director trade as reported on November 5, 2026

Company	Name of Director	Product	Transaction date	Amount (Shares)	Average Price (Bt)	Amount (Bt)	Buy/Sell
HMPRO	Mr VATHUNYU VISUTHIKOSOL	Common Share	30-10-26	10,000	6.30	63,000	Purchase
KCG	Mr SONGTHAM PHIANPATTANAWIT	Common Share	08-10-26	5,000	10.00	50,000	Purchase
KCG	Mr SONGTHAM PHIANPATTANAWIT	Common Share	09-10-26	10,000	10.00	100,000	Purchase
				Total	Purchase	213,000	
					Sale	0	
					Net	213,000	

Corporate calendar

November 2026				
Monday	Tuesday	Wednesday	Thursday	Friday
2	3	4	5	6
XD HXL03 Bt0.003212 JEPI19 Bt0.0337 SPBOND80 Bt0.02921 **PD** MWG11 Bt0.05148 MWG19 Bt0.1283 PINGAN11 Bt0.086219 SPBOND80 Bt0.02415	**PD** SEAGATE23 Bt0.005157 **Share listing** PRECHA 523,291,767 Shares WAVE 1,611,111,190 Shares	**XD** BAREIT Bt0.2 MC Bt0.36 PCC Bt0.09 **PD** CRM01 Bt0.0052 SEAGATE80 Bt0.00262	**XR** LHHOTEL- @Bt- **PD** CRM06 Bt0.00496 CRM80 Bt0.01192 JAPAN13 Bt0.02847347 NDX01 Bt0.0079 **Share listing** PPPM 2,496,751 Shares	**XD** MIDEA80 Bt0.02465 PFIZER19 Bt0.2443 **PD** AEONTS Bt3 GFS03 Bt0.002643 PWR80 Bt0.00042 Share listing ROH 280,000,000 Shares
9	10	11	12	13
XD LHSC Bt0.22 **PD** LRCX01 Bt0.0024 LRCX23 Bt0.003621 ORCL19 Bt0.0135 PWR03 Bt0.000281 ZJINNO80 Bt0.00514	**XD** ETN23 Bt0.015744 IBM03 Bt0.015078 IBM06 Bt0.01929 IBM23 Bt0.016059 LUXSHARE80 Bt0.00332 STANLY Bt10 VISA06 Bt0.00278 VISA80 Bt0.00327 **PD** DEYE80 Bt0.05708 LRCX80 Bt0.00893 MPWR23 Bt0.005707 TAIWANAI13 Bt0.11397764 TAIWANHD13 Bt0.59238414	**XD** OHTL Bt8 VNM19 Bt0.325 **XR** SCM 1 : 3 @Bt0.15 **PD** HPE80 Bt0.00642 INETREIT Bt0.0675 PINGAN01 Bt0.0959 PINGAN80 Bt0.04138	**XD** AAPL01 Bt0.0054 AAPL03 Bt0.002416 AAPL19 Bt0.0051 AAPL80 Bt0.00907 MMM Bt0.04 TMILL Bt0.06 TSTE Bt0.08 **PD** CSCO06 Bt0.01478 OXY03 Bt0.007404	**XD** DBS19 Bt0.2107 GLW80 Bt0.00937 LLY23 Bt0.004956 LLY80 Bt0.0029 SBUX80 Bt0.01054 SGX19 Bt0.0305 TRUE Bt0.16 **PD** DOLLARG80 Bt0.01601 LRCX19 Bt0.0035 MAOGEP80 Bt0.02629
16	17	18	19	20
XD CEG23 Bt0.003053 DCC Bt0.02 DIF Bt0.2222 POPF Bt0.1655 **PD** JCI03 Bt0.003923 MONTAGE80 Bt0.00845 ORCL06 Bt0.00571 ORCL23 Bt0.007152	**XD** TAIWANAI13 Bt0.123492 **XR** BTW 2 : 3 @Bt0.05 **XW** BTW 1 : 12,100 BTW 2 : 1 **XB** BTW 25,200 : 1 **PD** LUXSHARE80 Bt0.00519 ORCL80 Bt0.01363	**XD** NTF Bt0.4 **XR** FORTH 34.475238 : 1 @Bt- **PD** ORCL01 Bt0.0085 PETROCN80 Bt0.11043	**XD** AMAT01 Bt0.0023 AMAT19 Bt0.0036 AMAT23 Bt0.007054 AMAT80 Bt0.00316 MSFT01 Bt0.0068 MSFT03 Bt0.005186 MSFT06 Bt0.00693 MSFT19 Bt0.0091 MSFT23 Bt0.006038 MSFT80 Bt0.01621 MTRN03 Bt0.00097 **PD** BAREIT Bt0.2	**XD** AMGN06 Bt0.01797 **PD** DELL19 Bt0.0176 HANSOH19 Bt0.047 JEPI19 Bt0.0337 JPMUS06 Bt0.01556 JPMUS19 Bt0.0925 MICRON19 Bt0.0028 MICRON23 Bt0.000855 MRVL06 Bt0.0017 MRVL23 Bt0.001417 PCC Bt0.09

XD - Cash Dividend
XD(ST) - Stock Dividend
PD – Payment Date
XR - Rights for Common
XW - Rights for Warrant
XT - Rights for Transferable Subscription Right
XE - Warrant Exercise
CW - Capital write-down
SP - Suspension

Disclaimer

This document has been prepared by the research function of InnovestX Securities Company Limited (the "Company") solely for the purpose of providing general information to investors and shall not be construed as investment advice, an offer to purchase securities, an offer for sale of securities, or a solicitation of any person to subscribe for securities or enter into any securities-related transaction. The information contained herein is derived from publicly available sources generally accessible to investors. The Company makes no representation or warranty as to the accuracy, completeness or adequacy of such information. Any opinions, forecasts, projections, or estimates expressed in this document represent the views of the Company only as of the date appearing herein and are subject to change without notice to public or investors of any such changes.

The Company and The Siam Commercial Bank Public Company Limited ("SCB") are subsidiaries of SCB X Public Company Limited ("SCBX"), whereby SCBX is their major shareholder. Accordingly, the Company and SCB are under the same corporate group.

SCB is acting as Financial Advisor and Underwriter of Trust Units in connection with the initial public offering of units of AWC Lifestyle Property Real Estate Investment Trust. Notwithstanding the foregoing, the research function of the Company operates independently from the business unit providing financial advisory business of SCB and is not under control of such business unit in the preparation of this document.

Trading in futures and options involves a high degree of risk and may result in substantial losses. Accordingly, such products may not be suitable for all investors. Before making any investment decision involving futures and options, investors should carefully consider their financial condition, investment objectives, investment experience, and risk tolerance as it is possible that losses incurred may exceed the amount of the initial investment. Investors are advised to thoroughly review and understand the nature of the products, applicable terms and conditions, and all associated risks before investing. Investors should exercise independent judgment in making investment decisions and, in the event of any doubt, seek professional advice from an investment advisor.

Neither the Company, SCB, nor any of their respective affiliates, directors, executives, officers or employees shall be liable for any damage, loss, expense, or consequence, whether direct or indirect, arising from the use of, or reliance upon, any opinion, analysis, or information contained in this document, including, without limitation, any loss of profit or contractual loss. In addition, the Company, SCB, and/or their affiliates, as well as their respective directors, executives, employees, representatives, or related persons, may have interests in, or relationships with, the issuer referred to in this document or its related persons. Investors should therefore conduct their own independent assessment and exercise their own judgment before making any investment decision.

The Company reserves the right, at its sole discretion, to amend, modify, revise, supplement, or update any information contained in this document from time to time without prior notice.

This document is intended solely for the intended recipient(s). No person may reproduce, modify, distribute, publish, transmit, sell, copy, display, disclose, or otherwise exploit, whether in whole or in part, any information contained in this document for any purpose, including commercial purposes, without the Company's prior written consent.

© Copyright 2026 InnovestX Securities Co., Ltd. All right reserved.

CG Rating 2026 Companies with CG Rating

Companies with Excellent CG Scoring

A5, AAV, ACE, ACG, ADB, ADVANC, ADVICE, AE*, AEONTS, AF, AGE, AIRA, AJ, AKP, AKR, ALLA, ALT, AMA, AMARIN, AMATA, AMATAV, AOT, AP, ARIP, ASIAN, ASIMAR, ASK, ASP, ASW, AUCT, AURA, AWC, BA, BAFS, BAM, BANPU, BAY, BBGI, BBIK, BBL, BCH, BCP, BCPG, BDMS, BE8, BEM, BEYOND, BGC, BGRIM, BH, BIZ, BJC, BKIH, BLA, BLC, BOL, BPS, BRI, BRR, BTG, BTS, BWG, BYD, CBG, CENTEL, CFRESH, CGH, CHAO, CHASE, CHEWA, CHG, CIVIL, CK, CKP, CMC, COCOCO, COLOUR, COM7, CPALL, CPAXT, CPF, CPN, CRC, CREDIT, CSS, DCC, DDD, DELTA, DEMCO, DITTO, DMT, DOHOME, DRT, DUSIT, EA, EASTW, EGCO, EPG, ERW, ETC, ETE, EURO, FLOYD, FN, FPI, FPT, FTI, GABLE, GCAP, GEL, GFC, GFPT, GGC, GLOBAL, GPSC, GRAMMY, GST, GULF, GUNKUL, HANA, HARN, HENG, HTC, ICC, ICHI, IFS, III, ILINK, ILM, IMH, INET, INSURE, IP, IRC, IRPC, IT, ITC, IVL, J, JAS, JDF, JMART, JMT, JTS, KBANK, KCAR, KCC, KCE, KCG, KJL, KKP, KSL, KTB, KTC, LALIN, LEO, LH, LHFG, LIT, LOXLEY, LPN, LST, M, M-CHAI, MAJOR, MBK, MC, MCOT, MEDEZE, MEGA, METCO, MFC, MFEC, MGC, MINT, MITSIB, MODERN, MONO, MOONG, MOSHI, MRDIYT, MSC, MTC, MTI, NEO, NEP, NER, NOBLE, NPK, NRF*, NTF, NTV, NVD, NYT, OCC, ONEE, OR, ORI, ORN, OSP, PAP, PB, PCC, PCE, PCSGH, PDG, PDJ, PG, PHOL, PIMO, PIN, PIS, PL, PLANB, PLAT, PLUS, PM, PMC, PORT, PPP, PPS, PR9, PRG, PRI, PRM, PRTR, PSGC, PSH, PSL, PSP, PTC, PTG, PTT, PTTEP, PTTGC, Q-CON, QH, QLT, QTC, RABBIT, RATCH, RBF, RCL, ROCTEC, RPH, RS, RT, S, S&J, SA, SABINA, SAK, SAMART, SAMTEL, SAPPE, SAT, SAV, SAWAD, SC, SCAP, SCB, SCC, SCCC, SCG, SCGD, SCGP, SCI, SCM, SDC, SE, SEAFCO, SEAOIL, SECURE, SELIC, SENA, SENX, SGC, SGF, SGP, SHR, SICT, SIRI, SIS, SITHAI, SJWD, SKR, SKY, SMPC, SNC, SNNP, SNP, SO, SONIC, SPA, SPALI, SPC, SPCG, SPI, SPRC, SPVI, SR, SSF, SSP, SSSC, STA, STARM, STECON, STGT, STI, STPI, SUC, SUN, SUSCO, SUTHA, SVOA, SVT, SWC, SYMC, TACC, TASCO, TBN, TCAP, TCMC, TEAMG, TEGH, TFM, TFMAMA, TGE, TGH, THANA, THANI, THIP, THRE, THREL, TIDLOR, TIPH, TISCO, TITLE, TK, TKC, TKS, TKT, TLI, TM, TMC, TMD, TMILL, TMT, TNDT, TNITY*, TNL, TOA, TOG, TOP, TOPP, TPAC, TPBI, TPCS, TPIPP, TPLAS, TPS, TQM, TRP, TRU*, TRUBB, TRUE, TSC, TSTH, TTA, TTB, TTW, TU, TURTLE, TVDH, TVO, TWPC, UAC, UBA, UBE, UBIS, UPF, UPOIC, UV, VGI, VIBHA, VIH, VNG, VRANDA, WACOAL, WARRIX, WGE, WHA, WHAUP, WICE, WINMED, WINNER, WP, WPH, ZEN

Companies with Very Good CG Scoring

AAI, ABM, ADD, AH*, AIT, ALUCON, AMC, ANAN*, APCO, APCS, ASAP, ATP30, AYUD, BEC, BIS, BR, BSBM, BTW, BVG, CFARM, CH, CHAYO, CIG*, CM, CNT, COMAN*, CPI, CPL, CPW, CSC, CSP, DTCENT, EAST, EKH, ETL, EVER, FE, FM, FNS, FORTH, FSMART, FVC, GC, GPI*, HMPRO*, HUMAN, ICN, IND, INSET, ITEL, ITTHI, IVF, JSP, JUBILE, K, KGI*, KISS, KTIS, KTMS, KUMWEL, KUN, L&E, LANNA, LEE, LTMH, MALEE, MASTEC, MCA, MEB, MICRO, MPJ, MST, NAM, NC, NCAP, NDR, NKI, NL, NSL, NTSC, OKJ, ONSENS, PEER*, PJW, PLANET, PLT, POWER, PQS, PRAPAT, PRIME*, PRINC*, PROUD, PT, PYLON, RAM, READY, ROCK, SAAM, SALEE, SAMCO, SFLEX, SFT, SINO, SISB, SKE, SMD100, SMT, SORKON, SPREME, SRS, STANLY, STX, SUPER, SYNEX, SYNTEC, TAN, TATG, TEKA, TFG, THG*, TIPCO, TKN, TL, TMAN, TMI, TNP, TNR, TPCH*, TPIPL*, TQR, TRC, TSTE, TURBO, TVH, TVT, UMI, VCOM, VL, WIN, XPG, ZIGA

Companies with Good CG Scoring

2S, 88TH, AHC, AIE, AMR, ANI, APO, APURE, ARIN, ARROW, ASEFA, ASIA, ASN, ASTR, ATLAS, B*, BC, BIG*, BJCHI, BKA, BLESS, BTC, CAZ, CEN, CGD, CHARAN*, CHIC, CHOTI, CHOW, CMAN, CMO, CWT*, DCON, DEXON*, DIMET, DPAINT, EASON, EFORL, ESTAR, FSX*, FTE, GBX, GJS, GTB, HANN, IDG, ITNS, JCK, JPARK, KK, KWC, KWM, KYE, LDC, LHK, LTS, MAGURO, MATCH, MBAX, MDX*, MENA, MGI, MK, ML, MMM, MOTHER, NAT, NATION, NCL, NCP, NKT, NNCL, NV, OGC, PACO, PANEL, PATO, PEACE, PHG, POLY, PREB, PRIN, PROEN, RJH, S11, SAF, SAFE, SANKO, SCN, SE-ED, SIAM, SINGER, SKN, SLP, SMART, SMO, SNPS, SST, STC, STECH, TAE, TC, TCC, TFI, THAI, TIGER, TPA, TRT, TRV, TSE, UKEM, UP, UREKA, VARO, VIBE, WASH, WAVE*, WFX, WIIK, WORK, XO, XYZ*, YUASA

Corporate Governance Report

The material contained in this publication is for general information only and is not intended as advice on any of the matters discussed herein. Readers and others should perform their own independent analysis as to the accuracy or completeness or legality of such information. The Thai Institute of Directors, its officers, the authors and editor make no representation or warranty as to the accuracy, completeness or legality of any of the information contained herein. By accepting this document, each recipient agrees that the Thai Institute of Directors Association, its officers, the authors and editor shall not have any liability for any information contained in, or for any omission from, this publication.
The survey result is as of the date appearing in the Corporate Governance Report of Thai Listed Companies. As a result, the survey result may be changed after that date. InnovestX Securities Company Limited does not conform nor certify the accuracy of such survey result.
* The listed companies or their directors or executives have any scandalous corporate governance issues such as regulatory wrong-doings, bribery, and corruption. In this case, the CGR information should be used with care and in conjunction with the related governance news.

Anti-corruption Progress Indicator

Certified (ได้รับการรับรอง)

2S, AAI, ACE, ADB, ADVANC, AE, AF, AH, AI, AIE, AIRA, AIT, AJ, AKP, AMA, AMANAH, AMARIN, AMATA, AMATAV, ANI, AP, APCS, AS, ASIAN, ASK, ASP, ASW, AUCT, AWC, AYUD, B, BAFS, BAM, BAY, BBGI, BBL, BCH, BCP, BCPG, BE8, BEC, BEYOND, BGC, BGRIM, BKIH, BLA, BPS, BRI, BRR, BSBM, BTC, BTG, BTS, BWG, CAZ, CBG, CEN, CENTEL, CFRESH, CGH, CHASE, CHEWA, CHOTI, CHOW, CI, CIG, CM, CMC, COM7, CPALL, CPAXT, CPF, CPI, CPL, CPN, CPW, CRC, CREDIT, CSC, CV, DCC, DELTA, DEMCO, DEXON, DITTO, DMT, DOHOME, DRT, DUSIT, EAST, EASTW, EGCO, EMC, EP, EPG, ERW, ESTAR, ETC, ETE, FNS, FPI, FPT, FSMART, FSX, FTE, GABLE, GBX, GC, GCAP, GEL, GFPT, GGC, GLOBAL, GPI, GPSC, GST, GULF, GUNKUL, HANA, HARN, HENG, HL, HMPRO, HTC, ICC, ICHI, ICN, IFS, III, ILINK, ILM, INET, INOX, INSURE, IRPC, IT, ITC, ITEL, IVL, JAS, JMART, JMT, JR, JTS, K, KBANK, KCAR, KCC, KCE, KCG, KGEN, KGI, KJL, KKP, KSL, KTB, KTC, L&E, LANNA, LH, LHFG, LHK, LIT, LPN, M, MAGURO, MAJOR, MALEE, MATCH, MBAX, MBK, MC, MCOT, MEDEZE, MEGA, MENA, MFC, MFEC, MGC, MINT, MODERN, MONO, MOONG, MOSHI, MSC, MST, MTC, MTI, NATION, NCAP, NEP, NER, NKI, NOBLE, NRF, NWR, OCC, OR, ORI, OSP, PAP, PATO, PB, PCE, PCSGH, PDG, PDJ, PG, PHOL, PIMO, PK, PL, PLANB, PLANET, PLAT, PLUS, PM, PMC, POWER, PPP, PPPM, PPS, PQS, PR9, PREB, PRG, PRIME, PRINC, PRM, PROEN, PROUD, PRTR, PSH, PSL, PT, PTG, PTT, PTTEP, PTTGC, PYLON, Q-CON, QH, QLT, QTC, RABBIT, RATCH, RBF, RCL, RS, RWI, S, S&J, SA, SABINA, SAK, SAPPE, SAT, SAWAD, SC, SCAP, SCB, SCC, SCCC, SCG, SCGD, SCGP, SCL, SCM, SCN, SEAOIL, SE-ED, SELIC, SENA, SENX, SFLEX, SFT, SGC, SGP, SHR, SINGER, SINO, SIRI, SIS, SITHAI, SJWD, SKE, SKR, SMIT, SMPC, SNC, SNNP, SNP, SORKON, SPACK, SPALI, SPC, SPI, SPRC, SPREME, SRICHA, SSF, SSP, SSSC, SST, STA, STARM, STGT, STOWER, SUSCO, SVOA, SVT, SYMC, SYNTEC, TACC, TAE, TAKUNI, TASCO, TATG, TBN, TBSP, TCAP, TCMC, TEGH, TFG, TFI, TFMAMA, TGE, TGH, THANI, THIP, THRE, THREL, TIDLOR, TIPCO, TIPH, TISCO, TKN, TKS, TKT, TMC, TMD, TMILL, TMT, TNITY, TNL, TNP, TNR, TOG, TOP, TOPP, TPA, TPAC, TPBI, TPCS, TPLAS, TQM, TRT, TRU, TRUE, TSI, TSTE, TSTH, TTA, TTB, TTCL, TU, TURBO, TURTLE, TVDH, TVO, TWPC, UBE, UBIS, UEC, UKEM, UPF, UREKA, UV, VCOM, VGI, VIBE, VIBHA, VIH, VNG, WACOAL, WHA, WHAUP, WICE, WIIK, WP, WPH, XO, YUASA, ZEN, ZIGA

Declared (ประกาศเจตนารมณ์)

ADD, ADVICE, ALLA, ALT, ASEFA, ATLAS, AURA, BANPU, BIG, BIS, BIZ, BLESS, BOL, BYD, CEYE, CFARM, CHAO, CHAYO, CIVIL, CMAN, DCON, EKH, FLE, FLOYD, GFC, GREEN, HANN, I2, IIG, INSET, IP, IVF, J, KUMWEL, LTMH, M-CHAI, MCA, MITSIB, MMM, MPJ, NAT, NEO, NKT, NL, NOVA, NSL, NTF, NTSC, ORN, PCC, PIN, PRI, ROCTEC, SAF, SANKO, SE, SISB, SKIN, SKY, SMD100, SMO, SNPS, SUN, TEAMG, TFM, THAI, TL, TMAN, TMI, TPS, UP, VARO, VL, WELL, WGE, WIN

N/A

88TH, A, A5, AAV, ABM, ACAP, ACC, ACG, AEONTS, AFC, AGE, AHC, AJA, AKR, ALPHAX, ALUCON, AMARC, AMC, AMR, ANAN, AOT, APCO, APO, APP, APURE, AQUA, ARIN, ARIP, ARROW, ASAP, ASIA, ASIMAR, ASN, ASTR, ATP30, AU, B52, BA, BBIK, BC, BCT, BDMS, BEAUTY, BEM, BGT, BH, BIOTEC, BJC, BJCHI, BKA, BKD, BKGI, BLAND, BLC, BLISS, BM, BR, BROCK, BSM, BTNC, BTW, BUI, BVG, CCET, CCP, CGD, CH, CHARAN, CHG, CHIC, CHO, CITY, CK, CKP, CMO, CMR, CNT, COCOCO, COLOUR, COMAN, CPANEL, CPH, CPR, CPT, CRANE, CRD, CSP, CSR, CSS, CTW, CWT, D, DDD, DHOUSE, DIMET, DOD, DPAINT, DTCENT, DTCI, EA, EASON, ECF, EFORL, EMPIRE, ETL, EURO, EVER, F&D, FANCY, FE, FM, FMT, FN, FORTH, FTI, FVC, GENCO, GJS, GLORY, GRAMMY, GRAND, GSTEEL, GTB, GTV, GYT, HFT, HPT, HTECH, HUMAN, HYDRO, IDG, IHL, IMH, IND, INGRS, IRC, IRCP, IROYAL, ITD, ITNS, ITTHI, JAK, JCK, JCT, JDF, JPARK, JSP, JUBILE, KAMART, KASET, KBS, KC, KCM, KDH, KIAT, KISS, KK, KKC, KLINIQ, KOOL, KTIS, KTMS, KUN, KWC, KWI, KWM, KYE, LALIN, LDC, LEE, LEO, LOXLEY, LPH, LST, LTS, MADAME, MANRIN, MASTEC, MASTER, MATI, MCS, MDX, MEB, META, METCO, MGI, MGT, MICRO, MIDA, MILL, MJD, MK, ML, MORE, MOTHER, MRDIYT, MTW, MUD, MVP, NAM, NC, NCH, NCL, NCP, NDR, NETBAY, NEW, NEX, NFC, NNCL, NPK, NTV, NUT, NV, NVD, NYT, OGC, OHTL, OKJ, ONEE, ONSENS, PACO, PAF, PANEL, PEACE, PEER, PERM, PF, PHAT, PHG, PICO, PIS, PJW, PLE, PLT, PMTA, POLY, PORT, PPM, PRAKIT, PRAPAT, PRECHA, PRIN, PROS, PSGC, PSP, PTC, PTL, QDC, QTCG, QUICK, RAM, READY, RICHY, RJH, RML, ROCK, ROH, ROJNA, RP, RPC, RPH, RSP, RT, S11, SAAM, SAFE, SALEE, SAM, SAMART, SAMCO, SAMTEL, SAUCE, SAV, SAWANG, SCI, SCP, SDC, SEAFCO, SECURE, SEI, SGF, SHANG, SIAM, SICT, SIMAT, SK, SKN, SLP, SMART, SMT, SO, SOLAR, SONIC, SPA, SPCG, SPG, SPTX, SPVI, SQ, SR, SRS, STANLY, STC, STECH, STECON, STELLA, STI, STP, STPI, STX, SUC, SUPER, SUTHA, SVR, SWC, SYNEX, TAN, TAPAC, TC, TCC, TCJ, TCOAT, TEAM, TEKA, TERA, TGPRO, TH, THANA, THE, THG, THMUI, TIGER, TIPAK, TITLE, TK, TKC, TLI, TM, TMW, TNDT, TNH, TNPC, TOA, TPCH, TPIPL, TPIPP, TPL, TPOLY, TPP, TQR, TRC, TRITN, TRP, TRUBB, TRV, TSC, TSE, TSR, TTI, TTT, TTW, TVH, TVT, TWP, TWZ, TYCN, UAC, UBA, UMI, UMS, UNIQ, UNIX, UPOIC, UTP, UVAN, VPO, VRANDA, VS, WARRIX, WASH, WAVE, WFX, WINDOW, WINMED, WINNER, WORK, WSOL, XBIO, XPG, XYZ, YGG, YONG, ZAA

Explanations

Companies participating in Thailand's Private Sector Collective Action Coalition Against Corruption programme (Thai CAC) under Thai Institute of Directors are categorised into: companies that have declared their intention to join CAC, and companies certified by CAC.