Daily Report

Sawasdee Thai Market

Thursday, October 29, 2026

Market today

Back to earnings

The SET is expected to trade within a range. While some bargain hunting may emerge following a two-day decline, the market could face volatility from selling pressure in stocks reporting lower-than-expected earnings. External factors, such as heightened Middle East tensions following US warnings of military action against Iran after the midterm elections, will also weigh on sentiment, alongside ongoing monitoring of fund flow continuity. Technically, the index has pulled back below its short-term moving average once more, which is not a favorable signal.

Support - Resistance: 1555/1550 – 1575/1580

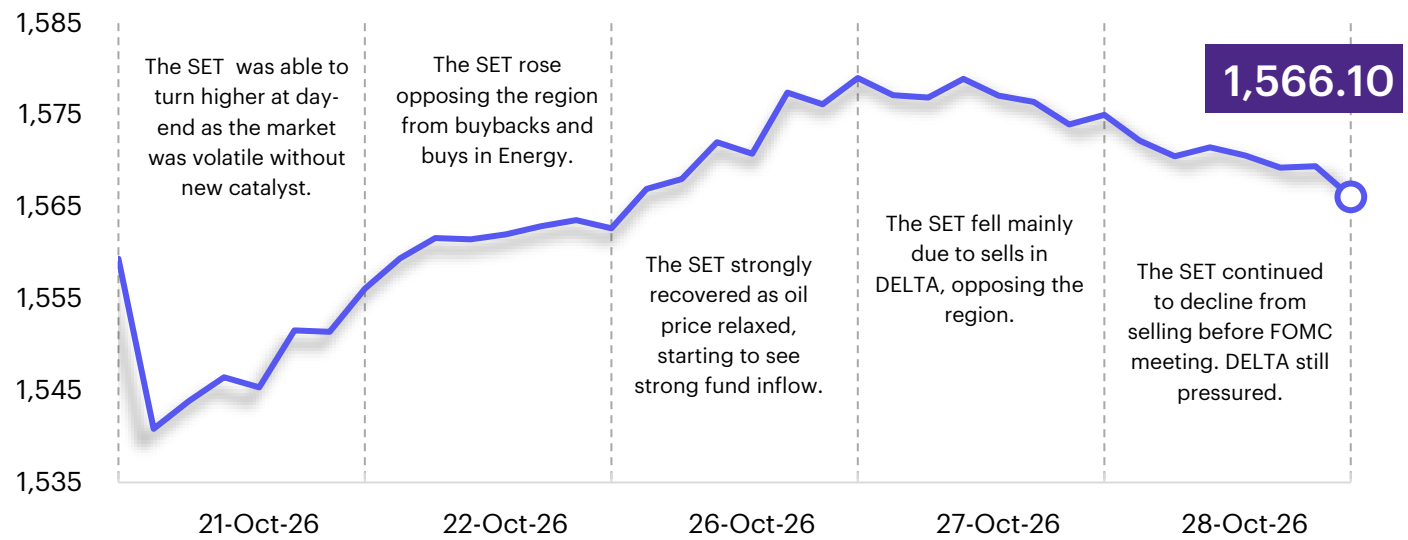

Today's highlights

- European TTF natural gas surged to €100/MWh due to seasonal demand and tight supply, with inventories at a 5-year low, negative to SPP (GPSC, BGRIM). Brent rose to US$115/bbl amid concerns that the US may initiate attacks on Iran following the midterm elections, near-term positive for upstream energy stocks (PTTEP).
- The MPC kept interest rates unchanged at 1.00% while revising 2026 GDP forecast to 2.4%, positive for banks (KBANK, BBL, KTB). The FOMC held interest rates at 3.75–4.00%, awaiting further data while emphasizing solid economic growth, positive sentiment for equity markets and exporters (TU, ITC, HANA, KCE).
- The Minister of Energy ordered a restructuring of refinery-gate prices, reducing refinery-gate prices by Bt0.08–0.35/litre, negative for refiners (TOP, SPRC, BCP). Meanwhile, the OFFO lowered the retail prices of B7 diesel by Bt1.01/litre and gasohol by Bt0.50/litre following the restructuring, easing cost of living, positive for oil retailers (OR) and finance (MTC, SAWAD, TIDLOR).
- The Thai Real Estate Association plans to propose to the Minister of Finance during the House and Condo Fair (Oct 29 – Nov 1) an expansion of the home purchase tax deduction and a reduction in land tax for completed inventory to reduce holding costs and stimulate transfer volumes, which would be positive for property developers (AP, SIRI, SPALI) if approved by the Cabinet.
- ATTA stated that since the Chinese embassy warned citizens to watch out for job scam syndicates operating in Thailand, Chinese tour groups have cancelled over 30% YoY of their travel bookings. Without appropriate government measures, cancellations could reach 50% and impact Chinese New Year period, near-term negative for tourism stocks (AOT, CENTEL, ERW).

Strategy today

In the near term, we expect the SET to be driven primarily by external macroeconomic factors. Key focus will be on US 3Q26 GDP and Core PCE data to gauge the Fed's rate direction at its November meeting, while earnings from leading US technology companies will set the tone for global risk sentiment. The Fed, ECB, BOJ, and BOT monetary policy meetings are all expected to result in rate holds this round. On the domestic front, speculative fund rotation into Real Sector 3Q26 earnings is anticipated. Ongoing Middle East geopolitical tensions continue to cap the market's upside. The investment strategy is therefore "Selective Buy".

Trading today

We view the SET is likely to trade with volatility driven by external factors, with key focus on US 3Q26 GDP and Core PCE to gauge the Fed's rate direction, alongside US Big Tech earnings. Among central bank meetings, the Fed, ECB, BOJ, and BOT are all expected to hold rates, while the BOE is expected to raise. On the domestic front, speculative rotation into Real Sector 3Q26 earnings is anticipated. Our investment strategy is therefore "Selective Buy" with an emphasis on "Buy on Dip" across 4 trading ideas with specific positives as follows:

1. Earnings momentum plays — Stocks expected to report YoY earnings growth in 3Q26 over the next two weeks with Outperform ratings: DELTA, **GLOBAL,** SCGP, PTTEP, TRUE.
2. High-season tourism & flood relief plays — Stocks set to benefit from a dual tailwind of easing flood concerns as the situation passes its peak and the onset of Thailand's 4Q26 tourism high season: tourism (ERW, CENTEL, AOT) and retail (**CPN, CRC, GLOBAL,** HMPRO).
3. Tech sentiment & weak baht plays — Stocks positioned to benefit from positive sentiment if US Big Tech earnings impress, or if strong US economic data supports a stronger dollar and weaker baht: electronics (DELTA, **HANA, KCE**) and food exporters (TU, ITC).
4. Domestic investment plays — Stocks expected to benefit directly from an accelerating domestic investment cycle, driven by production base expansion (FDI), data center investment, and the government's clean energy restructuring plan: industrial estates (WHA, AMATA) and renewable energy (GULF, **GPSC,** GUNKUL).

Daily Top Picks

BBL: Short-term catalyst from a lending portfolio that continues to expand, up 3.2% YTD, driven by corporate and overseas lending. The bank is poised to benefit from NII growth supported by the investment cycle and expanding NIM amid rising overseas interest rates, backed by an attractive dividend yield of 5.3%. Short-term TP is Bt190.00.

CRC: Earnings performance is projected to lead the retail sector with standout strength. 3Q26F core profit is estimated at Bt1.78bn (+37% YoY and +4% QoQ), supported by a 2.5% YoY expansion in SSS, store rollouts boosting revenue, wider margins, and lower expenses. SSS momentum is expected to maintain its recovery trajectory into 4Q26F, surging 4% YoY in October. Short-term TP is Bt33.75.

innovestX
บริษัทหลักทรัพย์ในกลุ่ม SCBX

Daily Report

Sawasdee Thai Market

Thursday, October 29, 2026

Today's reports

Energy – Regulatory headwinds for refineries
BBL (Conviction List) – Best position for NII growth opportunity
CRC (Conviction List) – 3Q26F: Growth gaining momentum
CENTEL – Taking a break after strong price rally
DELTA – 3Q26: Earnings miss on inventory provision
WHA – 3Q26F: Earnings up both YoY and QoQ

What to watch

Date	Event
26 Oct	**Economic release: US** – Chicago Fed National Activity Index, Sep; Dallas Fed Manufacturing Activity, Oct
27 Oct	**Economic release: JP** – Services PPI, Sep **CN** – Industrial Profits, Sep and YTD **US** – Durable Goods Orders, Sep (preliminary); New Home Sales, Sep; FHFA House Price Index and Case-Shiller 20-City House Price Index, Aug; Richmond Fed Manufacturing Index and Conference Board Consumer Confidence, Oct
28 Oct	**Economic release: US** – Wholesale Inventories, Sep (preliminary); Weekly MBA Mortgage Applications
29 Oct	**Economic release: JP** – Consumer Confidence Index, Oct **EU** – Consumer Confidence, Oct (final) **US** – Personal Income, Personal Spending, PCE Price Index, and Core PCE Price Index, Sep; GDP, Q3 (advance); Weekly Initial and Continuing Jobless Claims **Event:** FOMC Rate Decision (01:00 Bangkok time); ECB Monetary Policy Meeting
30 Oct	**Economic release: JP** – Tokyo CPI, CPI Excluding Fresh Food, and CPI Excluding Fresh Food and Energy, Oct; Unemployment Rate and Retail Sales, Sep; Industrial Production, Sep (preliminary) **TH** – Current Account Balance, Exports, Imports, and Trade Balance, Sep **EU** – GDP, Q3 (advance); Unemployment Rate, Sep **US** – Chicago PMI, Oct

SET Index movement

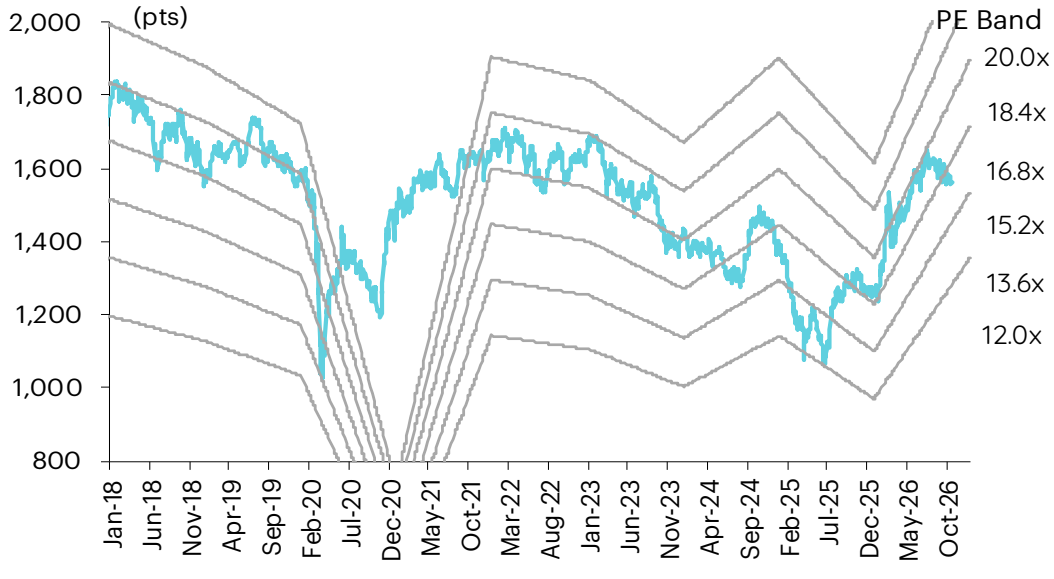

SET Index series

Index	28 Oct (pts)	Chg (pts)	Chg (%)	Value (Btmn)
SET	1,566.10	(8.92)	(0.57)	65,443.68
SET50	1,058.03	(5.37)	(0.50)	49,683.10
SET100	2,279.31	(12.75)	(0.56)	58,696.06
sSET	645.23	(4.72)	(0.73)	1,122.97
SETCLMV	817.45	(9.67)	(1.17)	35,732.62
SETHD	1,551.36	0.59	0.04	21,702.45
SETESG	1,016.69	(4.86)	(0.48)	47,958.29
SETWB	645.72	(5.75)	(0.88)	8,808.77
mai	218.20	0.15	0.07	333.02

Trading summary by investor type

(Btmn)	28 Oct	WTD	MTD	YTD
Foreign				
Net	(2,223)	2,262	(4,796)	20,315
Breakdown (%)	58.37	60.07	59.28	54.73
Institution				
Net	1,378	2,207	7,317	(78,603)
Breakdown (%)	6.87	6.28	6.77	7.58
PropTrade				
Net	685	1,695	(3,201)	3,356
Breakdown (%)	7.02	6.96	6.96	7.02
Individual				
Net	160	(6,164)	680	54,932
Breakdown (%)	27.74	26.69	26.99	30.68

S50 futures trading by foreign investors

(Contract)	28-Oct	WTD	MTD	YTD
Foreign	(7,239)	6,482	29,378	5,834
Institution	(745)	(4,623)	9,162	12,158
Customer	7,984	(1,859)	(38,540)	(17,992)

Bond trading by foreign investors

(Btmn)	28-Oct	WTD	MTD	YTD
Buy	4,579	13,851	77,339	912,342
Sell	2,987	10,121	53,203	865,686
Net	1,592	3,730	24,135	46,656

innovestx
A Subsidiary of SCBX Group

Market update

Global market movement

	28-Oct	Index	Performance (%) Chg (pts)	1D	WTD	MTD	YTD	PE (x) 26F	27F	EPS gth (%) 26F	27F	PBV (x) 26F	27F	ROE (%) 26F	27F
S&P 500		7,744	21.38	0.3	1.6	1.2	13.1	21.0	18.3	37.3	14.6	5.2	4.5	23.0	23.4
Euro Stoxx 600		644	0.46	0.1	1.3	1.5	8.8	15.1	13.9	19.2	8.8	2.3	2.1	14.6	15.0
Nikkei 225		63,954	685.82	1.1	2.0	(4.2)	27.0	21.0	19.9	36.6	5.7	2.7	2.6	12.7	12.9
Hang Seng		23,095	53.51	0.2	0.0	(6.2)	(9.9)	10.4	9.4	2.7	11.3	1.1	1.1	10.6	11.0
MSCI Asia x J		1,064	23.42	2.3	3.0	(6.0)	16.5	11.0	8.6	78.7	27.6	2.1	1.8	18.7	20.2
Philippines		5,654	(107.64)	(1.9)	(1.3)	(0.5)	(6.6)	8.8	8.2	2.9	8.1	1.1	1.0	12.3	12.2
Indonesia		5,282	16.18	0.3	(2.9)	(13.0)	(38.9)	8.8	7.8	44.3	12.8	1.2	1.1	13.8	14.1
Malaysia		1,614	2.02	0.1	0.1	(2.3)	(3.9)	14.4	13.5	8.0	6.8	1.5	1.4	10.2	10.5
Thailand		1,566	(8.92)	(0.6)	0.2	0.5	24.3	13.8	13.3	40.3	3.6	1.5	1.5	11.1	10.9
Asean 4 - simple avg.				**(0.5)**	**(1.0)**	**(3.8)**	**(6.3)**	**11.5**	**10.7**	**23.9**	**7.8**	**1.3**	**1.2**	**11.8**	**11.9**
China		3,681	33.17	0.9	(0.2)	(4.2)	(7.2)	13.3	11.6	24.3	14.8	1.4	1.3	10.4	11.0
India		73,246	(352.64)	(0.5)	0.2	1.1	(14.1)	18.9	16.6	(1.2)	13.3	2.7	2.4	14.1	14.3
Singapore		5,398	0.88	0.0	(0.4)	(4.9)	16.2	16.3	15.0	5.1	8.5	1.7	1.7	10.7	11.1
Taiwan		47,036	939.35	2.0	2.2	(1.9)	62.4	20.5	15.6	83.3	31.8	4.6	3.8	22.6	24.6
Korea		6,012	374.10	6.6	8.3	(12.1)	42.7	5.9	4.4	310.3	35.4	1.5	1.2	25.3	26.9
Others				**1.8**	**2.0**	**(4.4)**	**20.0**	**15.0**	**12.6**	**84.4**	**20.8**	**2.4**	**2.1**	**16.6**	**17.6**

Regional sector movement

	Price performance (%) * 28-Oct	WoW	MoM	YTD
Banking	(0.07)	(1.44)	(5.17)	3.56
Chemicals	1.04	(2.95)	(5.75)	1.01
Construction Mat.	0.06	(2.22)	(4.80)	(8.77)
Consumer Products	(0.21)	(1.44)	(5.65)	(17.08)
Health Care	0.15	(0.99)	(1.81)	(8.81)
Oil & Gas Supply Chain	(0.23)	(1.07)	(3.12)	7.80
Real Estate	0.20	(2.17)	(4.21)	18.99
Retail - Consumer Staples	(0.21)	(1.44)	(5.65)	(17.08)
Telecommunications	0.06	(0.58)	(4.62)	(7.42)
Transportation	0.00	(1.39)	(3.79)	(9.52)

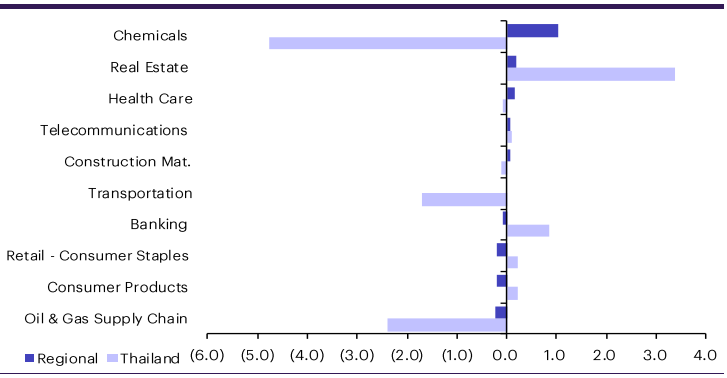

** Regional sector price performances (%) are based on US$ and Thai sector price performances (%) are based on baht*

Thailand sector movement

	Price performance (%) 28-Oct	WoW	MTD	YTD
Banking	0.84	3.55	4.65	31.48
Commerce	(0.26)	1.86	5.25	13.73
Construction Materials	(0.10)	1.85	6.49	37.75
Energy & Utilities	(0.86)	1.04	4.23	37.34
Food & Beverage	(0.59)	0.43	0.49	7.02
Health Care	(0.08)	1.49	2.75	6.72
ICT	0.11	0.16	(1.25)	7.64
Petrochemicals	(4.76)	(0.09)	2.92	93.18
Property	(0.46)	1.37	1.72	17.24
Transportation	(1.71)	1.53	(0.66)	8.23
SET	(0.57)	0.64	0.45	24.33
SET50	(0.50)	1.34	1.86	26.61
MAI	0.07	(1.00)	(0.76)	0.53

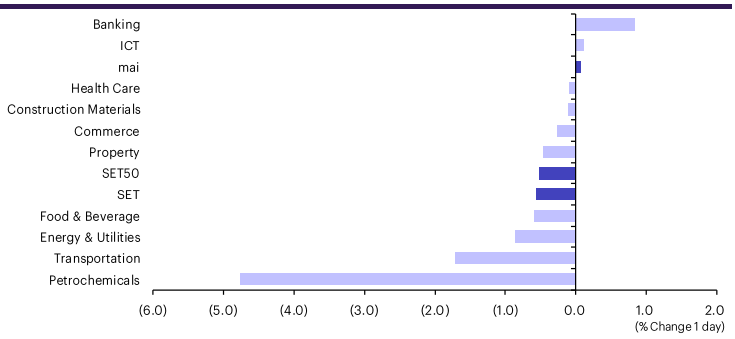

10 Most active stocks by value

Stock	Price (Bt)	Value (Btmn)	Chg (%)
DELTA	232.00	6,834	(1.28)
KBANK	250.00	5,325	2.04
PTTGC	51.00	2,914	(5.99)
TOP	65.25	2,833	(3.33)
SCB	154.50	2,655	0.65
PTT	42.00	2,460	0.00
PTTEP	162.50	2,448	(2.40)
BBL	187.50	2,264	1.35
KTB	44.50	2,196	0.56
AOT	60.00	2,100	(2.04)

Top 10 gainers

Stock	Price (Bt)	Value (Btmn)	Chg (%)
KC	0.03	0.01	50.00
FTREIT-F	17.50	0.00	33.59
CGD	0.10	0.00	11.11
MATCH	0.81	0.01	10.96
PRECHA	0.27	0.01	8.00
RPC	0.46	5.18	6.98
DCON	0.16	0.06	6.67
WHAUP	7.05	245.34	6.02
FANCY	0.18	0.05	5.88
KCE	73.50	1,594.51	5.38

Top 10 losers

Stock	Price (Bt)	Value (Btmn)	Chg (%)
TRITN	0.02	0.00	(33.33)
WAVE	0.03	0.33	(25.00)
GEL	0.03	0.01	(25.00)
TPOLY	0.08	0.03	(20.00)
GJS	0.09	0.40	(10.00)
AQUA	0.10	0.04	(9.09)
SPCG	10.40	240.59	(8.77)
M-PAT	1.28	0.04	(8.57)
AJA	0.11	0.20	(8.33)
THAI-F	5.10	0.03	(8.11)

Fund flow monitor

Regional foreign fund flows to equity

(US$ Mn)	Thailand	Indonesia	Philippines	Malaysia	Vietnam	India	Taiwan	South Korea	Japan
Daily									
28-Oct-26	(66)	37	(11)	29	(10)		732	428	
27-Oct-26	28	(36)	8	29	(17)	1,112	(130)	442	
26-Oct-26	105	(102)	(1)	(4)	(34)	(101)		(458)	
23-Oct-26		(71)	11	(29)	(19)	239		(769)	
22-Oct-26	103	(82)	19	(24)	13	16	(2,660)	(57)	
Weekly									
WTD	67	(102)	(3)	53	(62)	1,011	603	412	0
23-Oct-26	89	(370)	(144)	(74)	(38)	387	(7,591)	(1,045)	0
16-Oct-26	114	(176)	(23)	(66)	(111)	(216)	(18,897)	(8,329)	(421)
9-Oct-26	(282)	(137)	(21)	(88)	(535)	(2,991)	(762)	(4,857)	22,244
2-Oct-26	(796)	(281)	(73)	(196)	(189)	(3,508)	(243)	(6,202)	13,886
Monthly									
MTD	(143)	(869)	(234)	(237)	(873)	(2,776)	(25,935)	(13,775)	35,709
Sep-26	(781)	(574)	(134)	(416)	(184)	(4,143)	(2,333)	(16,984)	(7,722)
Aug-26	(746)	68	(223)	(486)	(67)	2,394	9,058	(8,638)	(3,020)
Jul-26	1,459	89	67	74	(444)	2,453	(23,288)	(6,243)	7,057
YTD	671	(5,534)	(770)	(1,764)	(4,507)	(31,037)	(62,858)	(140,457)	85,033

Thailand daily foreign net flows

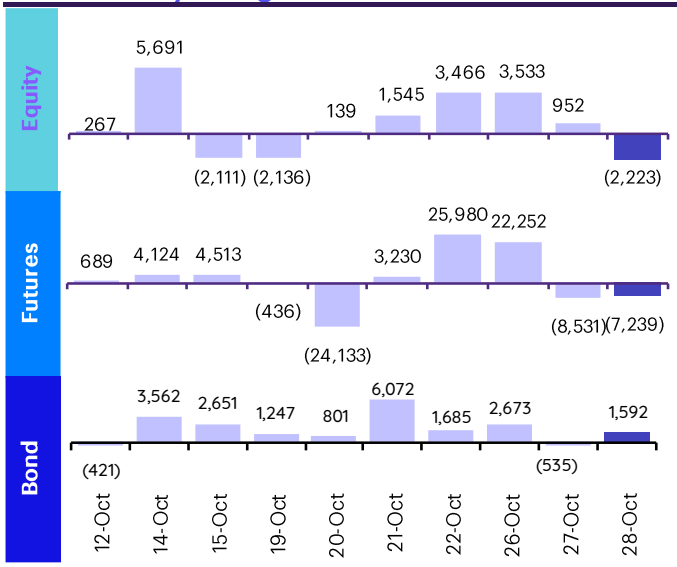

	Equity (Btmn)	SET50 futures (Contract)	SET50 futures (Btmn)*	Bond (Btmn)
Daily				
28-Oct-26	(2,223)	(7,239)	(1,535)	1,592
Weekly				
WTD	**2,262**	**6,482**	**1,391**	**3,730**
22-Oct-26	3,014	4,641	1,025	9,805
15-Oct-26	3,846	9,326	1,962	5,791
9-Oct-26	(9,505)	(1,962)	(389)	5,121
2-Oct-26	(26,769)	(57,192)	(12,107)	(10,065)
Monthly				
MTD	**(4,796)**	**29,378**	**6,262**	**24,135**
Sep-26	(26,259)	(56,514)	(11,786)	(21,185)
Aug-26	(24,565)	(38,457)	(8,160)	(3,805)
Jul-26	48,760	(45,089)	(9,482)	(8,260)
Quarterly				
QTD	**(4,796)**	**29,378**	**6,262**	**24,135**
3Q26	(2,063)	(140,060)	(29,428)	(33,249)
2Q26	7,987	87,213	18,149	29,953
1Q26	19,187	29,303	4,731	25,817
4Q25	(10,823)	50,038	8,551	61,667
YTD	**20,315**	**5,834**	**(285)**	**46,656**
2025	(107,060)	85,442	12,090	128,884
2024	(147,940)	(9,289)	(1,613)	(26,548)

Foreign net flow and SET movement

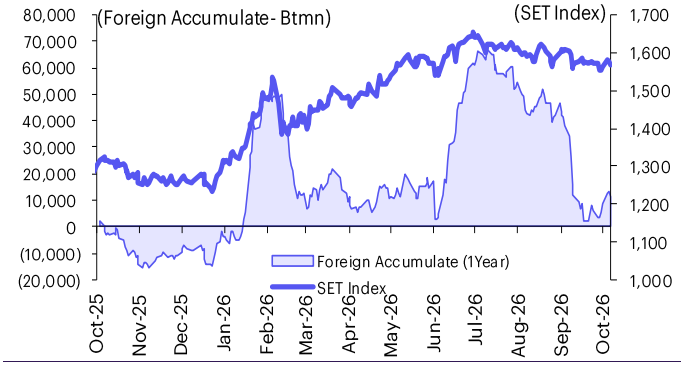

SET50 and its foreign ownership (excluding NVDR)

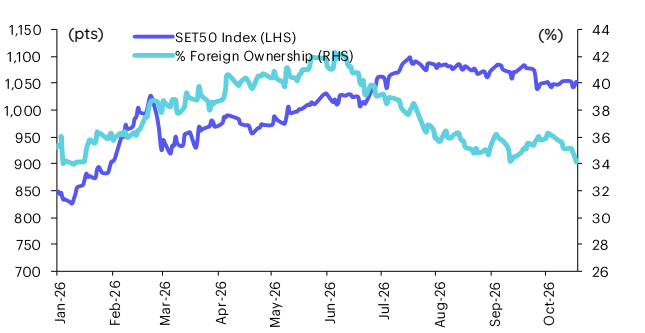

Foreign buy/sell activity monitor

Most foreign holding value change

	Fgn hld (%)	Δ Fgn (M.shares)	Buy* (Btmn)
PTTGC	12.14	6.28	320
DELTA	92.07	1.30	302
PTTEP	9.34	1.80	293
CRC	13.43	7.43	243
CPALL	23.52	4.68	207
KBANK	33.58	0.61	151
BH	32.67	0.73	147
PTT	9.42	3.35	141
SCC	10.98	0.41	115
BDMS	20.24	5.38	107

	Fgn hld (%)	Δ Fgn (M.shares)	Sell* (Btmn)
TTB	20.22	(62.01)	(171)
KTB	11.24	(1.82)	(81)
ADVANC	37.75	(0.21)	(71)
THAI	3.34	(11.46)	(60)
AMATA	15.00	(2.01)	(54)
HANA	42.11	(0.93)	(46)
AOT	6.15	(0.72)	(43)
KCE	20.28	(0.58)	(42)
COM7	10.52	(1.28)	(42)
EGCO	27.92	(0.16)	(21)

Top-5 NVDR net buy/sell

	Buy* (Btmn)
BBL	488
KTB	388
SCB	387
BDMS	338
AOT	201
BH	156
KBANK	148
TRUE	123
CPALL	94
GULF	90

	Sell* (Btmn)
DELTA	(909)
PTTGC	(404)
PTT	(345)
SCC	(232)
CPF	(207)
MINT	(131)
BA	(123)
SCGP	(95)
CCET	(94)
TOP	(93)

** InnovestX Investment Strategy & Research estimates*

Multi-asset price update

Key indicator update

	Close	28-Oct	WoW	MoM	YoY	YTD
Financial market condition						
VIX Index	16.91	-3.48	1.38	5.23	2.98	13.11
Europe CDS (bps)	64.29	-0.64	-0.42	2.22	11.09	13.75
LIBOR OIS Spread (bps)	0.84	1.34	2.41	4.44	-27.48	-41.67
TED Spread (bps)	0.76	2.77	6.66	5.54	-29.75	-46.34
Exchange rate						
Dollar Index	102.16	-0.21	0.46	0.97	3.47	3.94
USD/THB	33.73	-0.08	0.45	0.49	4.21	7.03
EUR/USD	1.11	0.17	-0.72	-1.91	-4.33	-5.07
USD/JPY	157.83	-0.07	-0.17	0.29	3.74	0.98
Bond: (Change in basis points)						
TH Gov Bond 2Y	0.01	-2.02	-7.25	-11.74	0.33	13.55
TH Gov Bond 10Y	0.02	-1.82	-10.09	-18.59	52.95	56.24
US Gov Bond 2Y	0.05	-2.81	-5.82	-22.28	122.64	126.36
US Gov Bond 10Y	0.05	1.05	-5.77	-22.51	105.05	88.07
Commodities						
CRB Index	142.38	0.33	-0.23	-0.04	34.14	29.80
Gold (US$/oz)	4054.80	-0.19	-2.06	-1.44	2.72	-6.10
Gross Refining Margin (US$/bbl)	10.49	0.00	82.43	82.43	18.80	63.65
Dubai Crude (US$/bbl)	110.68	0.11	1.90	2.97	70.43	78.41
NYMEX Crude (US$/bbl)	102.78	2.88	0.91	10.99	70.87	79.00
Baltic Dry Index (pts)	2652.00	1.88	-1.04	-18.85	36.00	41.29

Thai and US 10-year government bond yield

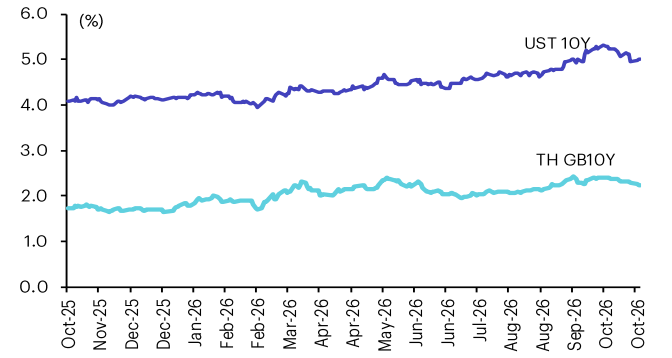

Thai and US 10-year government bond spread

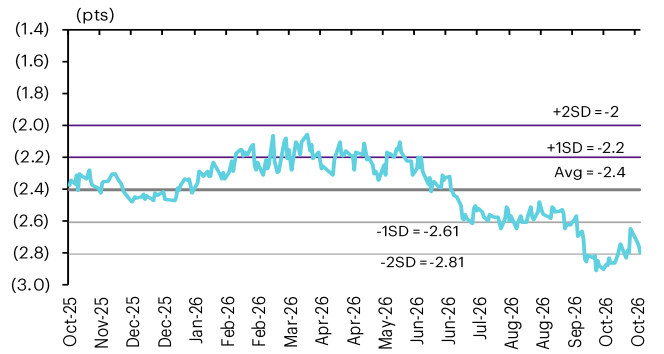

THB/USD exchange rate

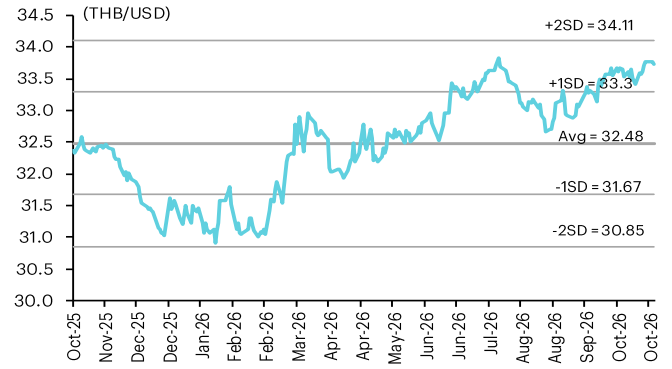

Regional foreign exchange rate spot return

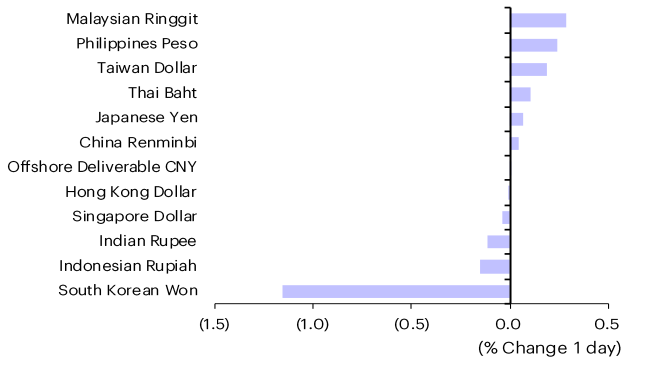

Gold

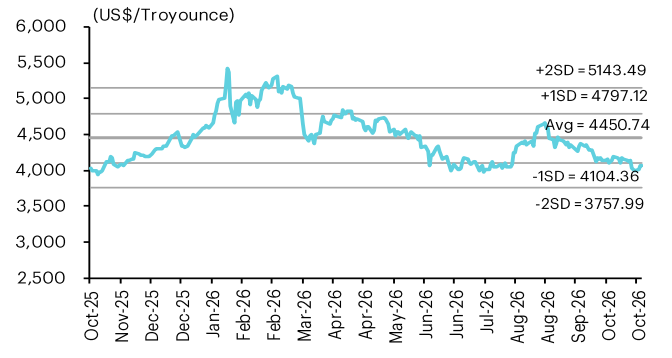

Brent crude

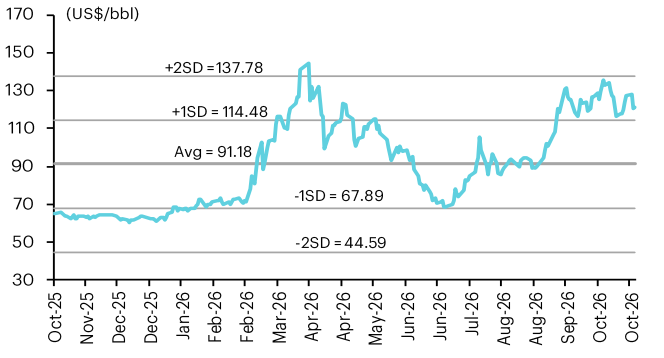

Source: Bloomberg Financial L.P., TQ Professional, BANPU, BOT, InnovestX Investment Strategy & Research

Short sales as of October 28, 2026

	Volume (Shares)	Turnover (Bt)	Average price (Bt)	Short sale volume comparing with main board
CENTEL	1,651,400	74,730,675	45.25	28.67
TOP	9,509,800	617,409,125	64.92	21.79
BCPG	1,203,000	8,076,935	6.71	21.29
LH	7,408,900	26,527,758	3.58	20.84
SMIC01	29,324	86,245	2.94	15.80
BANPU	1,629,100	23,652,280	14.52	15.33
DELTA	4,473,200	1,045,194,100	233.66	15.24
BTG	752,900	15,774,350	20.95	13.79
SCC	426,700	117,757,200	275.97	13.43
SJWD	125,200	1,240,200	9.91	13.23
SCCC	3,800	576,850	151.80	13.06
PTTGC	7,009,900	359,757,750	51.32	12.34
AOT	4,042,600	245,354,575	60.69	11.63
BCH	973,400	10,590,020	10.88	11.32
BA	1,725,000	31,756,460	18.41	10.52
WHA	7,117,100	35,021,810	4.92	9.91
CK	240,400	4,118,660	17.13	9.63
M	53,000	1,091,670	20.60	9.30
MEGA	83,600	2,842,400	34.00	8.95
PTG	422,000	3,303,630	7.83	8.68
RATCH	287,700	11,078,050	38.51	8.39
GUNKUL	4,442,600	21,963,112	4.94	8.27
STA	645,700	14,928,130	23.12	8.17
CRC	729,600	24,066,375	32.99	8.05
HMPRO	2,274,200	14,441,170	6.35	6.97
CPF	1,732,200	34,480,660	19.91	6.92
SCGP	1,101,200	31,618,450	28.71	6.87
PRM	163,500	1,426,040	8.72	6.81
ICHI	337,200	4,796,370	14.22	6.77
AWC	5,548,000	17,523,388	3.16	6.72
STGT	1,274,900	12,251,085	9.61	6.67
AMATA	1,835,400	51,133,300	27.86	6.60
SCB	1,102,800	170,335,300	154.46	6.40
IRPC	7,134,400	20,365,510	2.85	6.39
BTS	1,528,000	2,920,072	1.91	5.88
MOSHI	21,900	766,500	35.00	5.87
COM7	369,000	12,127,800	32.87	5.64
TRUE	4,792,200	61,605,160	12.86	5.28
SPALI	212,800	3,365,160	15.81	5.11
IVL	1,294,600	34,383,600	26.56	5.09
BDMS	3,212,300	63,924,790	19.90	4.94
PTT	2,858,700	120,065,400	42.00	4.88
AEONTS	15,700	1,402,775	89.35	4.82
MINT	950,900	19,472,260	20.48	4.74
TU	485,800	6,274,680	12.92	4.55
TFG	496,000	4,705,805	9.49	4.54
DOHOME	259,500	915,018	3.53	3.84
TKN	7,300	32,850	4.50	3.81
EASTW	81,200	368,454	4.54	3.74
TASCO	144,600	2,478,900	17.14	3.64
AP	148,000	1,170,820	7.91	3.61
SAWAD	273,000	6,135,750	22.48	3.46
KBANK	730,700	182,504,000	249.77	3.43
PLANB	545,400	4,645,475	8.52	3.33
QH	581,700	799,046	1.37	3.23
JMT	57,900	602,160	10.40	3.21
TTB	11,874,200	32,958,598	2.78	3.19
TQM	6,300	91,350	14.50	3.13
OSP	307,800	5,577,490	18.12	3.08
VGI	13,756,700	13,514,743	0.98	3.05
CPALL	354,200	15,673,350	44.25	2.94
MTC	153,000	4,453,175	29.11	2.91
EPG	145,800	976,860	6.70	2.87
MRDIYT	63,400	542,790	8.56	2.87
GPSC	159,000	8,070,550	50.76	2.86
SPCG	613,900	6,768,410	11.03	2.81
CPN	145,800	9,523,700	65.32	2.76
META01	16,695	103,524	6.20	2.73
STPI	357,600	2,034,845	5.69	2.71
EA	574,600	1,425,008	2.48	2.70
GLOBAL	459,700	3,214,665	6.99	2.69
GST	18,900	180,495	9.55	2.66

	Volume (Shares)	Turnover (Bt)	Average price (Bt)	Short sale volume comparing with main board
TER01	23,284	88,945	3.82	2.58
CBG	31,400	1,632,800	52.00	2.37
BBL	285,400	53,309,050	186.79	2.35
AURA	92,400	1,247,410	13.50	2.27
SISB	45,500	412,655	9.07	2.18
SIRI	413,600	591,448	1.43	2.17
CCET	1,158,800	10,618,480	9.16	2.15
BJC	240,000	4,771,970	19.88	2.13
CATL01	36,284	124,760	3.44	2.11
CHG	1,377,400	2,117,484	1.54	2.03
JAS	553,500	392,985	0.71	2.01
BH	40,000	8,040,000	201.00	1.97
TOA	12,000	177,600	14.80	1.96
KTB	946,600	42,123,700	44.50	1.92
TIDLOR	236,900	3,921,430	16.55	1.85
KCE	379,800	27,712,675	72.97	1.73
STECON	186,900	3,226,810	17.26	1.72
TCAP	21,000	1,691,600	80.55	1.57
PTTEP	230,000	37,327,550	162.29	1.52
THAI	1,634,900	8,548,265	5.23	1.49
TISCO	27,100	3,414,600	126.00	1.46
HANA	251,500	12,383,825	49.24	1.42
MBK	64,300	1,274,560	19.82	1.40
BGRIM	510,100	9,907,740	19.42	1.37
ITD	397,800	135,252	0.34	1.32
KKP	50,900	6,083,750	119.52	1.32
TLI	97,400	1,139,580	11.70	1.27
ADVANC	70,300	23,716,900	337.37	1.24
SPRC	679,300	9,659,500	14.22	1.21
AAV	300,700	243,567	0.81	1.08
OR	174,500	2,233,600	12.80	1.06
BLA	9,600	219,610	22.88	0.87
EGCO	3,900	514,000	131.79	0.85
BAY	4,100	164,000	40.00	0.82
RCL	16,900	829,125	49.06	0.80
TVO	15,600	444,425	28.49	0.80
PSL	81,300	791,720	9.74	0.74
WHAUP	250,900	1,800,050	7.17	0.73
JMART	20,700	219,420	10.60	0.72
ASML01	1,606	75,081	46.75	0.70
PR9	10,000	188,960	18.90	0.57
TTW	3,000	30,300	10.10	0.52
BCP	82,800	4,128,175	49.86	0.45
KTC	17,600	620,400	35.25	0.43

Source: SET, InnovestX Investment Strategy & Research

Director trade

Director trade as reported on October 28, 2026

Company	Name of Director	Product	Transaction date	Amount (Shares)	Average Price (Bt)	Amount (Bt)	Buy/Sell
EP	Mr YUTH CHINSUPAKUL	Common Share	26-10-26	100	1.07	107	Purchase
SEAFCO	Mr NARONG THASNANIPAN	Common Share	27-10-26	102,200	2.78	284,116	Purchase
TNDT	Mr SUWAT DANGPIBULSKUL	Warrant	27-10-26	200,000	0.06	12,000	Sale
				Total	Purchase	284,223	
					Sale	12,000	
					Net	272,223	

Corporate calendar

October 2026				
Monday	Tuesday	Wednesday	Thursday	Friday
26	27	28	29	30
XD ASML01 Bt0.0343 CAT19 Bt0.0092 CAT80 Bt0.00605 PNG80 Bt0.03631 **PD** BDX06 Bt0.00983 CME03 Bt0.011425 META80 Bt0.00178 TRVUS06 Bt0.01404	**XD** GEV23 Bt0.001296 GEV80 Bt0.0167 INETREIT Bt0.0675 **PD** AVGO23 Bt0.004216 CHMOBILE23 Bt0.085526 GLW80 Bt0.00758 HKCE01 Bt0.1817 HSHD23 Bt0.364029 JEPI19 Bt0.032 STM03 Bt0.002393 **Market change** SICT (mai/Technology)	**PD** AVGO80 Bt0.00352 BKNG03 Bt0.004625 BKNG80 Bt0.0057 NVDA01 Bt0.015 NVDA23 Bt0.003393 PEP80 Bt0.00803 **Share listing** CAZ 3,715,000 Shares	**PD** ALLY Bt0.1313 KO80 Bt0.01439 LH Bt0.08 NIKE80 Bt0.00556 NVDA80 Bt0.03396 Market change TACC (SET/Food) **Share listing** CSC 92 Shares	**XD** COSTCO19 Bt0.0417 COSTCO80 Bt0.00491 HK01 Bt0.4753 HK13 Bt0.12165225 MS06 Bt0.02171 SGX19 Bt0.0613 TXN03 Bt0.01013 **PD** NVDA03 Bt0.004353 **Decreased capital** PTT
November 2026				
Monday	Tuesday	Wednesday	Thursday	Friday
2	3	4	5	6
XD HXL03 Bt0.003212 JEPI19 Bt0.0337 SPBOND80 Bt0.02921 **PD** MWG11 Bt0.05148 MWG19 Bt0.1283 PINGAN11 Bt0.086219 SPBOND80 Bt0.02415	**PD** SEAGATE23 Bt0.005157	**XD** BAREIT Bt0.2 MC Bt0.36 PCC Bt0.09 **PD** CRM01 Bt0.0052 SEAGATE80 Bt0.00262	**PD** CRM06 Bt0.00496 CRM80 Bt0.01192 JAPAN13 Bt0.02847347 NDX01 Bt0.0079	**XD** MIDEA80 Bt0.02465 PFIZER19 Bt0.2443 **PD** AEONTS Bt3 GFS03 Bt0.002643 PWR80 Bt0.00042
9	10	11	12	13
XD LHSC Bt0.22 **PD** LRCX01 Bt0.0024 LRCX23 Bt0.003621 PWR03 Bt0.000281 ZJINNO80 Bt0.00514	**XD** ETN23 Bt0.015744 IBM03 Bt0.015078 IBM23 Bt0.016059 STANLY Bt10 VISA80 Bt0.00327 **PD** DEYE80 Bt0.05708 LRCX80 Bt0.00893 MPWR23 Bt0.005707 TAIWANAI13 Bt0.11397764 TAIWANHD13 Bt0.59238414	**XD** VNM19 Bt0.325 **PD** HPE80 Bt0.00642 INETREIT Bt0.0675 PINGAN01 Bt0.0959 PINGAN80 Bt0.04138	**PD** CSCO06 Bt0.01478 OXY03 Bt0.007404	**XD** GLW80 Bt0.00937 LLY23 Bt0.004956 LLY80 Bt0.0029 SBUX80 Bt0.01054 SGX19 Bt0.0305 **PD** DOLLARG80 Bt0.01601 HANSOH19 Bt0.047 LRCX19 Bt0.0035 MAOGEP80 Bt0.02629

XD - Cash Dividend
XD(ST) - Stock Dividend
PD – Payment Date
XR - Rights for Common
XW - Rights for Warrant
XT - Rights for Transferable Subscription Right
XE - Warrant Exercise
CW - Capital write-down
SP - Suspension

Disclaimer

This document has been prepared by the research function of InnovestX Securities Company Limited (the "Company") solely for the purpose of providing general information to investors and shall not be construed as investment advice, an offer to purchase securities, an offer for sale of securities, or a solicitation of any person to subscribe for securities or enter into any securities-related transaction. The information contained herein is derived from publicly available sources generally accessible to investors. The Company makes no representation or warranty as to the accuracy, completeness or adequacy of such information. Any opinions, forecasts, projections, or estimates expressed in this document represent the views of the Company only as of the date appearing herein and are subject to change without notice to public or investors of any such changes.

The Company and The Siam Commercial Bank Public Company Limited ("SCB") are subsidiaries of SCB X Public Company Limited ("SCBX"), whereby SCBX is their major shareholder. Accordingly, the Company and SCB are under the same corporate group.

SCB is acting as Financial Advisor and Underwriter of Trust Units in connection with the initial public offering of units of AWC Lifestyle Property Real Estate Investment Trust. Notwithstanding the foregoing, the research function of the Company operates independently from the business unit providing financial advisory business of SCB and is not under control of such business unit in the preparation of this document.

Trading in futures and options involves a high degree of risk and may result in substantial losses. Accordingly, such products may not be suitable for all investors. Before making any investment decision involving futures and options, investors should carefully consider their financial condition, investment objectives, investment experience, and risk tolerance as it is possible that losses incurred may exceed the amount of the initial investment. Investors are advised to thoroughly review and understand the nature of the products, applicable terms and conditions, and all associated risks before investing. Investors should exercise independent judgment in making investment decisions and, in the event of any doubt, seek professional advice from an investment advisor.

Neither the Company, SCB, nor any of their respective affiliates, directors, executives, officers or employees shall be liable for any damage, loss, expense, or consequence, whether direct or indirect, arising from the use of, or reliance upon, any opinion, analysis, or information contained in this document, including, without limitation, any loss of profit or contractual loss. In addition, the Company, SCB, and/or their affiliates, as well as their respective directors, executives, employees, representatives, or related persons, may have interests in, or relationships with, the issuer referred to in this document or its related persons. Investors should therefore conduct their own independent assessment and exercise their own judgment before making any investment decision.

The Company reserves the right, at its sole discretion, to amend, modify, revise, supplement, or update any information contained in this document from time to time without prior notice.

This document is intended solely for the intended recipient(s). No person may reproduce, modify, distribute, publish, transmit, sell, copy, display, disclose, or otherwise exploit, whether in whole or in part, any information contained in this document for any purpose, including commercial purposes, without the Company's prior written consent.

© Copyright 2026 InnovestX Securities Co., Ltd. All right reserved.

CG Rating 2025 Companies with CG Rating

Companies with Excellent CG Scoring

AAI, AAV, ACE, ADB, ADVANC, AEONTS, AF, AGE, AIRA, AJ, AKP, AKR, ALLA, ALT, AMA, AMARIN, AMATA, AMATAV, AOT, AP, ARIP, ASIAN, ASIMAR, ASK, ASP, ASW, AUCT, AURA, AWC, B, BAFS, BAM, BANPU, BAY, BBGI, BBL, BCH, BCPG, BDMS, BEC, BEM, BEYOND, BGC, BGRIM, BH, BIZ, BJC, BKIH, BLA, BLC, BOL, BPP, BRI, BRR, BSRC, BTG, BTS, BWG, CBG, CENTEL, CFRESH, CGH, CHASE, CHEWA, CHG, CHOW, CIMBT, CIVIL, CK, CKP, CMC, CNT, COLOR, COM7, CPALL, CPAXT, CPF, CPL, CPN, CPW, CRC, CREDIT, DCC, DDD, DELTA, DEMCO, DITTO, DMT, DOHOME, DRT, DUSIT, EASTW, EGCO, EPG, ERW, ETC, ETE, FLOYD, FN, FORTH, FPI, FPT, FSMART, FSX, FTI, GABLE, GC, GCAP, GFC, GFPT, GGC, GLAND, GLOBAL, GPSC, GRAMMY, GULF, GUNKUL, HANA, HARN, HENG, HMPRO, HPT, HTC, ICC, ICHI, III, ILINK, ILM, IND, INET, INSET, INSURE, IP, IRC, IRPC, IT, ITC, ITEL, ITTHI, IVL, J, JAS, JMART, JMT, JTS, KBANK, KCAR, KCC, KCE, KCG, KEX, KJL, KKP, KSL, KTB, KTC, KUMWEL, LH, LHFG, LIT, LOXLEY, LRH, LST, M, MAJOR, MALEE, MBK, MC, MEGA, MFC, MFEC, MGC, MINT, MODERN, MONO, MOONG, MOSHI, MSC, MST, MTC, MTI, NEP, NER, NKI, NOBLE, NRF*, NV, NVD, NYT, OCC, ONEE, OR, ORI, ORN, OSP, PAP, PB, PCC, PCSGH, PDJ, PG, PHOL, PIMO, PJW, PL, PLANB, PLAT, PLUS, PM, PMC, PORT, PPP, PPS, PQS, PR9, PRG, PRM, PRTR, PSH, PSL, PSP, PTC, PTG, PTT, PTTEP, PTTGC, Q-CON, QH, QTC, RABBIT, RATCH, RBF, ROCTEC, RS, RT, S, S&J, SA, SAAM, SABINA, SAK, SAMART, SAMTEL, SAT, SAV, SAWAD, SC, SCAP, SCB, SCC, SCCC, SCG, SCGD, SCGP, SCM, SDC, SE, SEAFCO, SEAOIL, SELIC, SENA, SENX, SFLEX, SGC, SGF, SGP, SHR, SICT, SIRI, SIS, SITHAI, SJWD, SKR, SKY, SMPC, SNC, SNNP, SNP, SO, SONIC, SPALI, SPC, SPCG, SPI, SPRC, SR, SSF, SSP, SSSC, STA, STARM, STECON, STGT, STI, SUC, SUN, SUSCO, SUTHA, SVOA, SYMC, SYNEX, SYNTEC, TACC, TAN, TASCO, TBN, TCAP, TCMC, TEAMG, TEGH, TEKA, TFG, TFMAMA, TGE, TGH, THANA, THANI, THCOM, THIP, THRE, THREL, TIPH, TISCO, TKS, TKT, TLI, TM, TMD, TMILL, TMT, TNDT, TNITY, TNL, TOA, TOG, TOP, TPAC, TPBI, TQM, TRUBB, TRUE, TSC, TSTE, TSTH, TTA, TTB, TTCL, TTW, TU, TVDH, TVH, TVO, TWPC, UAC, UBE, UBIS, UP, UPF, UPOIC, UV, VGI, VIBHA, VIH, VNG, WACOAL, WGE, WHA, WHAUP, WICE, WINMED, WINNER, WP, WPH, ZEN

Companies with Very Good CG Scoring

2S, A5, ABM, ACG, ADD, AE, AH*, AIT, ALUCON, AMC, ANAN, APCO, APCS, ATP30, BA, BBIK, BC, BCP, BE8, BIG, BPS, BR, BSBM, BTC, BTW, BVG, BYD*, CFARM, CH, CIG, CM, CMAN, CMO*, COCOCO, COMAN*, CPI, CRD, CSC, DEXON, DTCENT, EAST, EKH, ESTAR, EURO, EVER, FE, FVC, GEL, HUMAN, ICN, IFS, JDF, JPARK, JSP, JUBILE, K, KGI*, KTIS, KTMS, KUN, LALIN, LANNA, LEO, LHK, LPN*, MAGURO, MATCH, MBAX, M-CHAI, MCOT, METCO, MICRO, MVP*, NC, NCH, NCL, NDR, NEO, NL, NSL, NTSC, NTV, OKJ, PATO, PDG, PEACE, PEER, PREB, PRI, PRIME, PRIN, PRINC*, PROUD, PSG, PSTC, PT, QLT, RCL, READY, RPH, SAMCO, SANKO, SAPPE, SCI, SCN, SECURE, SFT, SINO, SKE, SMT, SPA, SPVI, SRS, SUPER, SVI*, SWC, TAE, TFM, TIDLOR*, TIPCO, TITLE, TK, TKN*, TMC, TMI, TNP, TNR, TPA, TPCS, TPIPL*, TPIPP, TPS, TQR, TRP, TRT, TURTLE, TVT, UBA, UREKA, VCOM, VRANDA, WARRIX, WAVE*, WIN, XO, XPG, XYZ, ZIGA

Companies with Good CG Scoring

AHC, AIE, AMANAH, AMR, ANI, APURE, ARIN, ARROW, ASIA, ASN, AYUD, BIOTEC, BIS, BJCHI, BLAND, CAZ, CEN, CHAO, CHARAN*, CHAYO, CHIC, CHOTI, CI, CITY, CSP, CSS, CWT, DIMET*, DOD, DPAINT, DV8, EA*, EASON, ECF*, EFORL, FNS, FTE, GBX, GPI, GTB, GYT, IMH, IRCP, ITNS, IVF, JCK, KBS, KISS, KK, KWC, KWM, L&E, LDC, LEE, MCA, MEB, MEDEZE, MENA, MILL*, MITSIB, MK, MPJ, NAM, NATION, NCAP, NEX, NOVA, NPK, OGC, PACO, PANEL, PCE, PHG, PICO*, PIN, PIS, PLANET, POLY, PRAKIT, PRAPAT, PROEN, PROS, PTECH, PYLON, RAM, RJH, RML, ROCK, RPC, SAFE, SALEE, SE-ED, SIAM, SINGER, SISB, SK, SKN, SMD100, SNPS, SORKON, SPREME, SST, STANLY, STC, STPI, STX, SVR, SVT, TAKUNI, TATG, TFI, THG*, TMAN, TOPP, TPLAS, TPOLY, TRC*, TRU, TSE, TSR*, UKEM, UOBKH, VARO, VL, WFX, WIIK, WORK, YUASA, ZAA

Corporate Governance Report

The material contained in this publication is for general information only and is not intended as advice on any of the matters discussed herein. Readers and others should perform their own independent analysis as to the accuracy or completeness or legality of such information. The Thai Institute of Directors, its officers, the authors and editor make no representation or warranty as to the accuracy, completeness or legality of any of the information contained herein. By accepting this document, each recipient agrees that the Thai Institute of Directors Association, its officers, the authors and editor shall not have any liability for any information contained in, or for any omission from, this publication.
The survey result is as of the date appearing in the Corporate Governance Report of Thai Listed Companies. As a result, the survey result may be changed after that date. InnovestX Securities Company Limited does not conform nor certify the accuracy of such survey result.
* บริษัทหรือกรรมการหรือผู้บริหารของบริษัทที่มีข่าวด้านการกำกับดูแลกิจการที่ส่งผลให้ถูกลดผลสำรวจลง 1 ช่วงคะแนน เช่น การกระทำผิดเกี่ยวกับหลักทรัพย์ การทุจริต คอร์รัปชัน เป็นต้น ซึ่งการใช้ข้อมูล CGR ควรตระหนักถึงข่าวดังกล่าวประกอบด้วย
* บริษัทหรือกรรมการหรือผู้บริหารของบริษัทที่มีข่าวด้านการกำกับดูแลกิจการ เช่น กรณีที่มีการฝ่าฝืนหรือละเลยการปฏิบัติตามกฎหมาย ข้อบังคับ ระเบียบ ประกาศ ค าสั่ง มติคณะกรรมการ หรือข้อตกลงการจดทะเบียนหลักทรัพย์กับ

Anti-corruption Progress Indicator

Certified (ได้รับการรับรอง)

2S, AAI, ACE, ADB, ADVANC, AE, AF, AH, AI, AIE, AIRA, AJ, AKP, AMA, AMANAH, AMATA, AMATAV, AP, APCS, AS, ASIAN, ASK, ASP, ASW, AWC, AYUD, B, BAFS, BAM, BANPU, BAY, BBGI, BBL, BCH, BCP, BCPG, BE8, BEC, BEYOND, BGC, BGRIM, BLA, BPP, BPS, BRI, BRR, BSBM, BTC, BTG, BTS, BWG, CAZ, CBG, CEN, CENTEL, CFRESH, CGH, CHASE, CHEWA, CHOTI, CHOW, CI, CIG, CIMBT, CM, CMC, COM7, CPALL, CPAXT, CPF, CPI, CPL, CPN, CPW, CRC, CREDIT, CSC, CV, DCC, DELTA, DEMCO, DEXON, DIMET, DMT, DOHOME, DRT, DUSIT, EASTW, ECF, EGCO, EP, EPG, ERW, ETC, ETE, FNS, FPI, FPT, FSMART, FSX, FTE, GBX, GC, GCAP, GEL, GFPT, GGC, GLOBAL, GPI, GPSC, GUNKUL, HANA, HARN, HEALTH, HENG, HMPRO, HTC, ICC, ICHI, ICN, IFS, III, ILINK, ILM, INET, INOX, INSURE, IRPC, ITC, ITEL, IVL, JAS, JMART, JR, JTS, K, KASET, KBANK, KCAR, KCE, KGEN, KGI, KKP, KSL, KTB, KTC, L&E, LANNA, LH, LHFG, LHK, LPN, LRH, M, MAJOR, MALEE, MATCH, MBAX, MBK, MC, MCOT, MEGA, MENA, META, MFC, MFEC, MINT, MODERN, MONO, MOONG, MSC, MST, MTC, MTI, NATION, NCAP, NEP, NER, NKI, NOBLE, NRF, OCC, OGC, OR, ORI, OSP, PAP, PATO, PB, PCSGH, PDG, PDJ, PG, PHOL, PIMO, PK, PL, PLANB, PLANET, PLAT, PLUS, PM, PMC, PPP, PPPM, PPS, PQS, PR9, PREB, PRG, PRIME, PRINC, PRM, PROS, PRTR, PSH, PSL, PSTC, PT, PTECH, PTG, PTT, PTTEP, PTTGC, PYLON, Q-CON, QH, QLT, QTC, RABBIT, RATCH, RBF, RML, RS, RWI, S&J, SA, SAAM, SABINA, SAK, SAPPE, SAT, SC, SCB, SCC, SCCC, SCG, SCGD, SCGP, SCM, SCN, SEAOIL, SE-ED, SELIC, SENA, SENX, SFLEX, SGC, SGP, SIRI, SIS, SITHAI, SJWD, SKR, SMIT, SMPC, SNC, SNNP, SNP, SORKON, SPACK, SPALI, SPC, SPI, SPRC, SRICHA, SSF, SSP, SSSC, SST, STA, STARM, STGT, STOWER, SUSCO, SVI, SVOA, SVT, SYMC, SYNTEC, TAE, TAKUNI, TASCO, TCAP, TCMC, TEGH, TFG, TFI, TFMAMA, TGE, TGH, THANI, THCOM, THIP, THRE, THREL, TIPCO, TIPH, TISCO, TKN, TKS, TKT, TMD, TMILL, TMT, TNITY, TNL, TNP, TNR, TOG, TOP, TOPP, TPA, TPAC, TPCS, TPLAS, TRT, TRU, TRUE, TSC, TSI, TSTE, TSTH, TTA, TTB, TTCL, TU, TURTLE, TVDH, TVO, TWPC, UBE, UBIS, UEC, UKEM, UPF, UV, VCOM, VGI, VIBHA, VIH, WACOAL, WHA, WHAUP, WICE, WIIK, WPH, XO, YUASA, ZEN, ZIGA

Declared (ประกาศเจตนารมณ์)

AMARIN, ANI, APCO, ASAP, ASEFA, AUCT, AURA, B52, BKIH, CHG, DITTO, EA, EAST, EMC, ESTAR, EVER, FLOYD, GABLE, GFC, GREEN, GULF, HL, HUMAN, IP, IT, J, JDF, JMT, KCC, KJL, LDC, LIT, M-CHAI, MEDEZE, MGC, MJD, MOSHI, NSL, NTSC, PCC, PCE, PLE, PROEN, PROUD, PTC, S, SANKO, SAWAD, SCAP, SFT, SHR, SINGER, SINO, SKE, SKY, SOLAR, SONIC, SUPER, TBN, TEAMG, TMC, TMI, TPP, TQM, UOBKH, UP, UREKA, VL, VNG, WARRIX, WELL, WIN, WP

N/A

88TH, A, A5, AAV, ABM, ACAP, ACC, ACG, ADD, ADVICE, AEONTS, AFC, AGE, AHC, AIT, AJA, AKR, AKS, ALLA, ALPHAX, ALT, ALUCON, AMARC, AMC, AMR, ANAN, AOT, APO, APP, APURE, AQUA, ARIN, ARIP, ARROW, ASIA, ASIMAR, ASN, ATLAS, ATP30, AU, BA, BBIK, BC, BCT, BDMS, BEAUTY, BEM, BGT, BH, BIG, BIOTEC, BIS, BIZ, BJC, BJCHI, BKA, BKD, BKGI, BLAND, BLC, BLESS, BLISS, BM, BOL, BR, BROCK, BSM, BTNC, BTW, BUI, BVG, BYD, CCET, CCP, CEYE, CFARM, CGD, CH, CHAO, CHARAN, CHAYO, CHIC, CHO, CITY, CIVIL, CK, CKP, CMAN, CMO, CMR, CNT, COCOCO, COLOR, COMAN, CPANEL, CPH, CPR, CPT, CRANE, CRD, CSP, CSR, CSS, CTW, CWT, D, DCON, DDD, DHOUSE, DOD, DPAINT, DTCENT, DTCI, DV8, EASON, EFORL, EKH, EMPIRE, ETL, EURO, F&D, FANCY, FE, FM, FMT, FN, FORTH, FTI, FVC, GENCO, GJS, GLAND, GLORY, GRAMMY, GRAND, GSTEEL, GTB, GTV, GYT, HANN, HFT, HPT, HTECH, HYDRO, I2, IDG, IHL, IIG, IMH, IND, INGRS, INSET, IRC, IRCP, IROYAL, ITD, ITNS, ITTHI, IVF, JAK, JCK, JCT, JPARK, JSP, JUBILE, KAMART, KBS, KC, KCG, KCM, KDH, KIAT, KISS, KK, KKC, KLINIQ, KOOL, KTIS, KTMS, KUMWEL, KUN, KWC, KWI, KWM, KYE, LALIN, LEE, LEO, LOXLEY, LPH, LST, LTMH, LTS, MADAME, MAGURO, MANRIN, MASTEC, MASTER, MATI, MCA, MCS, MDX, MEB, METCO, MGI, MGT, MICRO, MIDA, MILL, MITSIB, MK, ML, MMM, MORE, MOTHER, MPJ, MRDIYT, MTW, MUD, MVP, NAM, NAT, NC, NCH, NCL, NCP, NDR, NEO, NETBAY, NEW, NEWS, NEX, NFC, NKT, NL, NNCL, NOVA, NPK, NTF, NTV, NUT, NV, NVD, NWR, NYT, OHTL, OKJ, ONEE, ONSENS, ORN, PACO, PAF, PANEL, PEACE, PEER, PERM, PF, PHAT, PHG, PICO, PIN, PIS, PJW, PLT, PMTA, POLY, PORT, PPM, PRAKIT, PRAPAT, PRECHA, PRI, PRIN, PSGC, PSP, PTL, QDC, QTCG, RAM, RCL, READY, RICHY, RJH, ROCK, ROCTEC, ROH, ROJNA, RP, RPC, RPH, RSP, RT, S11, SAF, SAFE, SALEE, SAM, SAMART, SAMCO, SAMTEL, SAUCE, SAV, SAWANG, SCI, SCL, SCP, SDC, SE, SEAFCO, SECURE, SEI, SGF, SHANG, SIAM, SICT, SIMAT, SISB, SK, SKIN, SKN, SLP, SMART, SMD100, SMO, SMT, SNPS, SO, SPA, SPCG, SPG, SPREME, SPVI, SQ, SR, SRS, STANLY, STC, STECH, STECON, STELLA, STI, STP, STPI, STX, SUC, SUN, SUTHA, SVR, SWC, SYNEX, TACC, TAN, TAPAC, TATG, TC, TCC, TCJ, TCOAT, TEAM, TEKA, TERA, TFM, TGPRO, TH, THAI, THANA, THE, THG, THMUI, TIDLOR, TIGER, TITLE, TK, TKC, TL, TLI, TM, TMAN, TMW, TNDT, TNH, TNPC, TOA, TPBI, TPCH, TPIPL, TPIPP, TPL, TPOLY, TPS, TQR, TR, TRC, TRITN, TRP, TRUBB, TRV, TSE, TSR, TTI, TTT, TTW, TURBO, TVH, TVT, TWP, TWZ, TYCN, UAC, UBA, UMI, UMS, UNIQ, UNIX, UPOIC, UTP, UVAN, VARO, VPO, VRANDA, VS, WASH, WAVE, WFX, WGE, WINDOW, WINMED, WINNER, WORK, WSOL, XBIO, XPG, XYZ, YGG, YONG, ZAA

Explanations

Companies participating in Thailand's Private Sector Collective Action Coalition Against Corruption programme (Thai CAC) under Thai Institute of Directors (as of May 2, 2025) are categorised into: companies that have declared their intention to join CAC, and companies certified by CAC.