Daily Report

Sawasdee Thai Market

Monday, November 23, 2026

Market today

No market catalyst

The SET is expected to trade within a range with potential for some dip-buying after a sharp drop, alongside lower oil prices on hopes that Iran is ready to negotiate with the US. However, fresh catalysts remain absent and external headwinds persist—particularly selling pressure in global tech stocks—weighing on overall sentiment. Investors are expected to stay defensive and selectively favor stocks with limited exposure to external factors. Technically, the index gapped down to a new low before seeing dip-buying, though reversal candlesticks remain unclear.

Today's highlights

- President Trump threatened high tariffs to deter US tech firms from building AI data centers abroad. However, fundamental impact on the SET is seen as limited due to the lack of supporting laws. Risk-tolerant investors are advised to accumulate in tranches on pullbacks once selling stabilizes (HANA, WHA, GUNKUL).
- The Minister of Finance held talks with NTT Global Data Centers to expedite approval for expanding investment following an MOU with BGRIM worth over Bt140bn covering AI and energy infrastructure. Meanwhile, global HDD maker Toshiba plans to expand its production base, reflecting resilient foreign investment demand. Positive for industrial estates (WHA, AMATA) and utilities (BGRIM, GPSC, GULF, GUNKUL).
- Six Japanese automakers (Toyota, Honda, Isuzu, Mitsubishi, Mazda, Nissan) announced Bt134bn in investment plans in Thailand for 2026–2030 after welcoming the government's 35% excise tax structure on imported complete EVs effective Jan 1, 2027, and pledged cooperation on a cash-for-clunkers scheme, supporting the domestic supply chain. Positive for industrial estates (AMATA, WHA) and autos (AH, SAT, STANLY).
- The CAAT announced summer 2027 flight slot allocations across six main airports with higher frequencies and new routes, alongside requiring online travel agencies (Expedia, Agoda, Booking, Trip.com) to register in Thailand to cap airfare prices. Positive for tourism (AOT, CENTEL, ERW, MINT).
- TAT projects 1.83mn domestic tourist trips for the 2026 Loy Krathong festival, generating around Bt6bn in spending to support year-end consumption. Positive for tourism (AOT, CENTEL, ERW, MINT) and commerce (CPALL, CPAXT, BJC).

Strategy today

In the near term, we expect the SET to trade sideways, with no fresh catalysts and pressure from external factors, including concerns that the Fed will keep monetary policy tight to curb high inflation (with Core PCE due Nov 25) and heavy selling in global technology stocks. Lower energy prices, while positive for Real Sector stocks, weigh on the index through the energy and petrochemical sectors. On the domestic front, investment sentiment remains fragile after Thailand's 3Q26 GDP grew 2.9%, below expectations, while the market awaits clarity on a Thai-US trade agreement. Downside is nonetheless seen as limited, cushioned by tax-saving fund inflows that gradually enter the market toward year-end. The investment strategy is therefore "Selective Buy".

Support - Resistance: 1445/1440 – 1460/1465

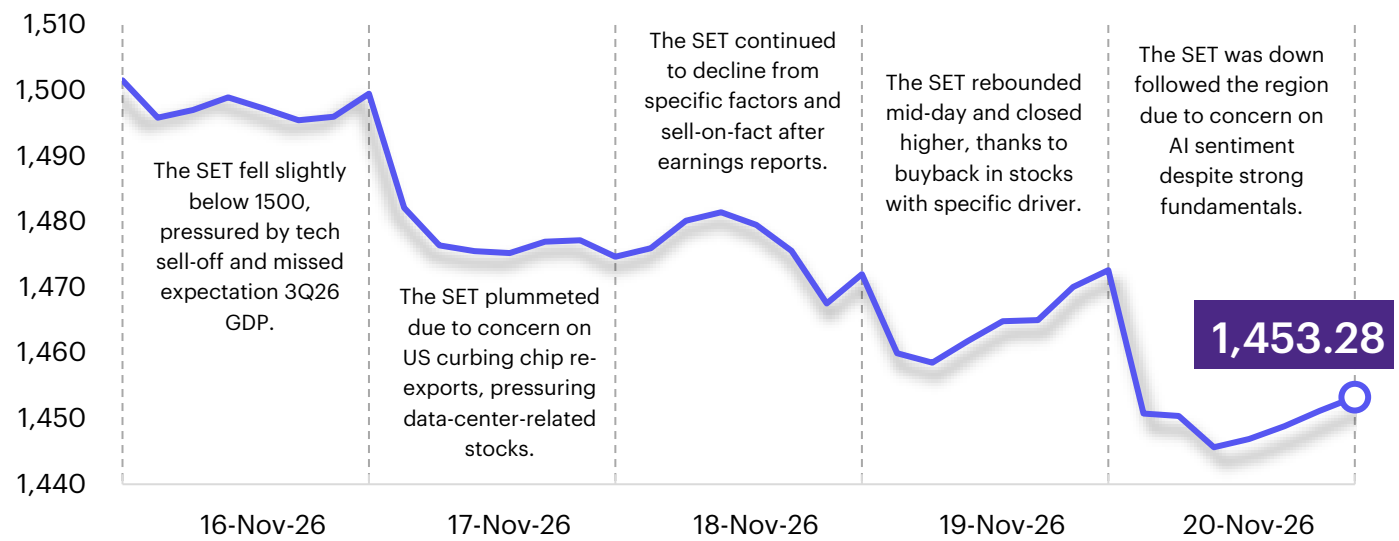

Trading today

We view the SET as likely to trade sideways, with no fresh catalysts and pressure from external factors, including the Fed's tightening policy bias, selling in tech stocks, and lower energy prices weighing on the index through the energy and petrochemical sectors. Our investment strategy is therefore "Selective Buy" across 4 themes with specific positives as follows:

1. Defensive & laggard plays — Used as a shield against global market volatility, focusing on defensive stocks with primarily domestic businesses and clear earnings stability, while share prices still lag, limiting downside: **BDMS, BCH,** CPALL, CPAXT, TRUE.
2. High season & weak baht plays — Focus on tourism stocks (**AOT,** ERW, **MINT,** CENTEL) benefiting from Thailand's entry into the tourism season alongside lower energy costs, and food exporters (TU, ITC) benefiting from the weaker baht.
3. Investment cycle plays — Stocks set to benefit from the investment cycle after the cabinet approved data center regulatory criteria, requiring projects of 20 MW or more to be located in industrial areas only, and approving in principle for EGAT to sell power directly to projects of 200 MW or more, combined with growing demand for technology infrastructure, clean energy, and electronic components: industrial estates (WHA, AMATA), renewable energy (**GULF, GPSC,** GUNKUL), and electronics (DELTA, HANA, KCE).
4. Quality dividend & tax fund plays — Positioned for investment inflows from tax-saving funds (Thai ESG and RMF) expected to accelerate into the market during Nov–Dec, focusing on fundamentally strong stocks with stable earnings, consistent cash flow, and an attractive expected Dividend Yield of above 5% p.a.: BBL, KTB, KKP, **HMPRO,** AP, SCCC, PTT, FTREIT, LHSC.

Daily Top Picks

CHG: Viewed as a stock with limited exposure to external factors. Total revenue remains on a recovery track, posting slight growth in October despite flood impacts and expanding further in November. EBITDA margin is expected to widen further, with 4Q26F profit projected to grow YoY and full-year 2026F profit forecast to rise 11.2%. Short-term TP is Bt1.74.

GPSC: Supported by downward trends in energy prices and bond yields alongside news of plans to invest in small modular reactors (SMRs) with foreign partners. Long-term growth drivers include PPA renewal opportunities, data center electricity demand, capacity expansion under the Power Development Plan (PDP2026), and Direct PPA. Short-term TP is Bt52.50.

innovestx
บริษัทหลักทรัพย์ในกลุ่ม SCBX

Daily Report

Sawasdee Thai Market

Monday, November 23, 2026

Today's reports

Bank – October modest loan growth; 2026F Upside
CHG – Operational improvement to continue in 4Q26

What to watch

Date	Event
23 Nov	**Economic release: EU** – Manufacturing, Services, and Composite PMI, Nov (preliminary) **US** – Chicago Fed National Activity Index, Oct; Manufacturing, Services, and Composite PMI, Nov (preliminary)
24 Nov	**Economic release: JP** – Manufacturing, Services, and Composite PMI, Nov (preliminary) **EU** – EU27 New Car Registrations, Oct **US** – FHFA House Price Index and Case-Shiller 20-City House Price Index, Sep; Richmond Fed Manufacturing Index and Conference Board Consumer Confidence, Nov
25 Nov	**Economic release: JP** – Services PPI and Machine Tool Orders (final), Oct **US** – Personal Income, Personal Spending, PCE Price Index, Core PCE Price Index, Durable Goods Orders (preliminary), and New Home Sales, Oct; GDP, Q3 (second estimate); Weekly Initial and Continuing Jobless Claims and MBA Mortgage Applications
26 Nov	**Economic release:** –
27 Nov	**Economic release: JP** – Tokyo CPI, CPI Excluding Fresh Food, and CPI Excluding Fresh Food and Energy, Nov **CN** – Industrial Profits, Oct and YTD **EU** – ECB 1-Year and 3-Year Inflation Expectations, Oct; Consumer Confidence, Nov (final) **US** – Wholesale Inventories, Oct (preliminary)

SET Index movement

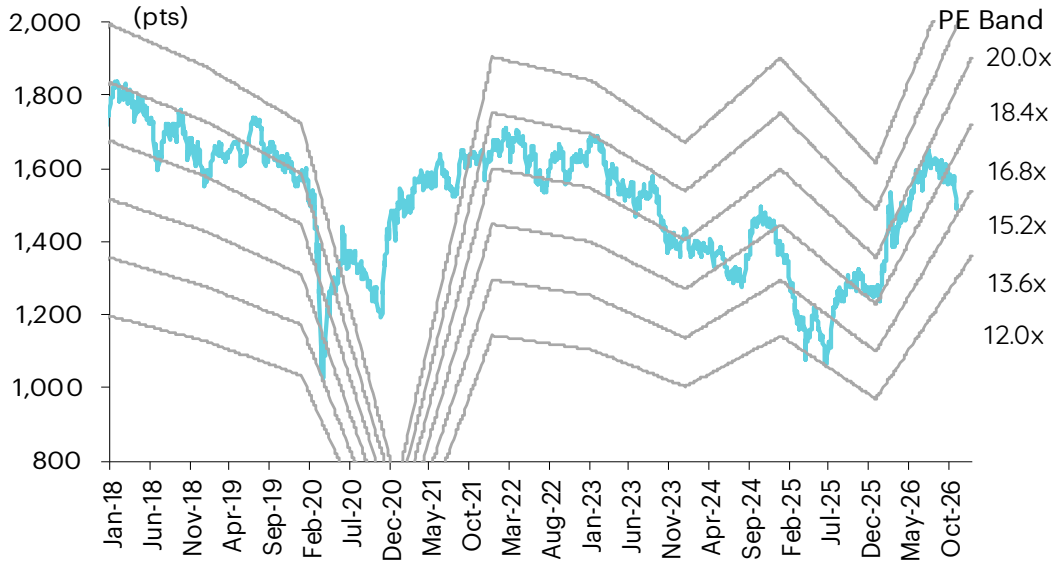

SET Index series

Index	20 Nov (pts)	Chg (pts)	Chg (%)	Value (Btmn)
SET	1,453.28	(19.36)	(1.31)	61,667.98
SET50	993.90	(10.26)	(1.02)	41,918.50
SET100	2,136.71	(25.83)	(1.19)	51,709.47
sSET	610.61	(9.85)	(1.59)	989.51
SETCLMV	772.09	(9.45)	(1.21)	28,644.02
SETHD	1,474.19	(9.92)	(0.67)	16,716.70
SETESG	974.75	(9.79)	(0.99)	43,861.02
SETWB	644.50	(6.49)	(1.00)	10,201.67
mai	206.48	(2.47)	(1.18)	213.53

Trading summary by investor type

(Btmn)	20 Nov	WTD	MTD	YTD
Foreign				
Net	(2,366)	(4,692)	(6,155)	12,358
Breakdown (%)	44.04	45.32	52.90	54.62
Institution				
Net	715	(2,059)	3,844	(77,087)
Breakdown (%)	4.06	5.36	6.54	7.51
PropTrade				
Net	(567)	(2,798)	(10,324)	(7,238)
Breakdown (%)	21.64	22.13	12.24	7.38
Individual				
Net	2,218	9,549	12,635	71,968
Breakdown (%)	30.25	27.19	28.32	30.49

S50 futures trading by foreign investors

(Contract)	20-Nov	WTD	MTD	YTD
Foreign	5,428	(15,917)	(23,768)	(48,377)
Institution	753	4,156	23,636	30,578
Customer	(6,181)	11,761	132	17,799

Bond trading by foreign investors

(Btmn)	20-Nov	WTD	MTD	YTD
Buy	5,985	15,946	94,651	1,017,800
Sell	4,221	38,429	112,326	994,733
Net	1,765	(22,483)	(17,675)	23,067

Market update

Global market movement

	20-Nov	Index	Performance (%) Chg (pts)	1D	WTD	MTD	YTD	PE (x) 26F	27F	EPS gth (%) 26F	27F	PBV (x) 26F	27F	ROE (%) 26F	27F
S&P 500		6,910	(265.44)	(3.7)	(8.6)	(8.8)	0.9	18.6	16.2	38.8	14.7	4.7	4.0	23.2	23.6
Euro Stoxx 600		626	(12.76)	(2.0)	(5.8)	(3.3)	5.7	14.5	13.4	20.3	8.2	2.2	2.1	14.5	15.0
Nikkei 225		56,437	(3,007.56)	(5.1)	(7.7)	(10.8)	12.1	19.4	16.9	30.4	14.9	2.4	2.3	12.5	13.7
Hang Seng		22,411	(430.82)	(1.9)	(5.2)	(3.8)	(12.6)	10.3	9.2	0.7	12.3	1.1	1.0	10.6	10.8
MSCI Asia x J		966	0.00	0.0	(5.3)	(7.0)	5.7	10.0	7.5	78.8	32.6	1.9	1.6	18.8	21.0
Philippines		5,307	(170.93)	(3.1)	(5.1)	(6.6)	(12.3)	8.3	7.7	3.0	8.0	1.0	0.9	12.0	12.0
Indonesia		5,146	(47.81)	(0.9)	(3.7)	1.8	(40.5)	8.2	7.3	51.1	12.5	1.1	1.0	14.0	14.4
Malaysia		1,557	(9.65)	(0.6)	(1.6)	(3.7)	(7.4)	13.9	13.0	7.4	7.0	1.4	1.3	10.1	10.4
Thailand		1,453	(19.36)	(1.3)	(3.4)	(4.3)	15.4	12.7	12.3	41.1	3.6	1.4	1.3	11.1	10.9
Asean 4 - simple avg.				**(1.5)**	**(3.5)**	**(3.2)**	**(11.2)**	**10.8**	**10.1**	**25.7**	**7.8**	**1.2**	**1.2**	**11.8**	**11.9**
China		3,534	(43.82)	(1.2)	(2.8)	(1.8)	(11.0)	13.1	11.3	21.1	16.1	1.3	1.2	10.2	10.8
India		83,920	897.96	1.1	2.9	12.7	(1.5)	21.4	18.5	(0.1)	15.3	3.1	2.8	14.2	14.6
Singapore		4,975	(104.32)	(2.1)	(4.9)	(7.5)	7.1	15.1	14.0	4.5	7.7	1.6	1.5	10.6	10.9
Taiwan		36,033	(2,393.60)	(6.2)	(17.5)	(20.3)	24.4	15.5	11.7	86.6	32.2	3.5	2.9	22.7	26.4
Korea		4,870	(267.93)	(5.2)	(7.9)	(15.0)	15.6	4.7	3.2	317.0	45.0	1.2	1.0	25.8	29.6
Others				**(2.7)**	**(6.1)**	**(6.4)**	**6.9**	**14.0**	**11.8**	**85.8**	**23.3**	**2.1**	**1.9**	**16.7**	**18.5**

Regional sector movement

	Price performance (%) * 20-Nov	WoW	MoM	YTD
Banking	(0.42)	(0.51)	(1.62)	3.52
Chemicals	(3.11)	(7.26)	(14.70)	(8.85)
Construction Mat.	(1.87)	(4.54)	(6.80)	(12.77)
Consumer Products	(2.05)	(4.24)	(7.65)	(20.44)
Health Care	(0.96)	(3.09)	(6.45)	(11.28)
Oil & Gas Supply Chain	(1.62)	(5.40)	(10.62)	(2.06)
Real Estate	(1.66)	(3.71)	(8.17)	8.95
Retail - Consumer Staples	(2.05)	(4.24)	(7.65)	(20.44)
Telecommunications	(1.73)	(4.20)	(8.85)	(12.43)
Transportation	(1.46)	(3.06)	(6.04)	(13.28)

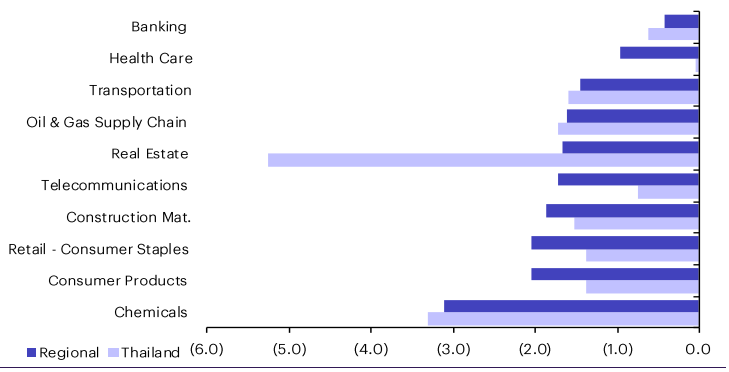

** Regional sector price performances (%) are based on US$ and Thai sector price performances (%) are based on baht*

Thailand sector movement

	Price performance (%) 20-Nov	WoW	MTD	YTD
Banking	(0.62)	(2.35)	(1.19)	27.81
Commerce	(0.97)	(1.16)	4.36	17.64
Construction Materials	(1.52)	(3.75)	(6.28)	20.87
Energy & Utilities	(0.34)	(2.29)	(6.34)	27.59
Food & Beverage	(0.70)	(3.09)	(0.40)	5.94
Health Care	(0.04)	(0.12)	0.64	6.60
ICT	(0.75)	(2.38)	(1.66)	5.84
Petrochemicals	(3.31)	(8.10)	(16.65)	50.01
Property	(1.20)	(3.11)	(0.91)	14.57
Transportation	(1.59)	(2.07)	(0.06)	7.22
SET	(1.31)	(3.43)	(4.30)	15.37
SET50	(1.02)	(3.03)	(3.85)	18.93
MAI	(1.18)	(3.32)	(3.55)	(4.87)

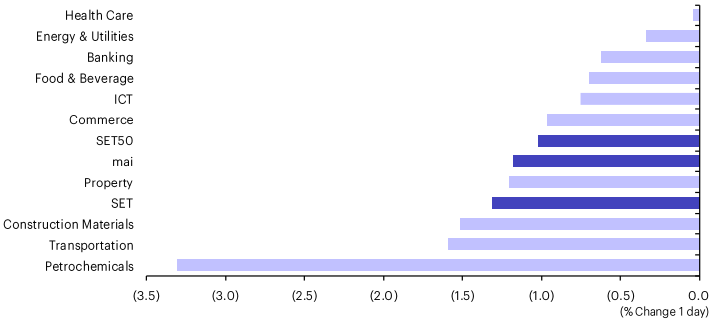

10 Most active stocks by value

Stock	Price (Bt)	Value (Btmn)	Chg (%)
DELTA	173.50	4,706	(3.88)
KBANK	249.00	4,251	(0.40)
GULF	61.25	2,954	0.41
KTB	41.90	2,392	(1.18)
PTT	37.40	2,224	0.00
KCE	50.50	2,128	(10.62)
HANA	43.60	2,042	(7.43)
BDMS	20.65	1,954	0.98
CPALL	49.40	1,767	(0.80)
ADVANC	336.00	1,448	(0.59)

Top 10 gainers

Stock	Price (Bt)	Value (Btmn)	Chg (%)
XBIO	0.04	0.05	33.33
M-PAT	1.66	0.00	29.69
MATCH	0.59	0.25	25.53
PRIME	0.05	0.01	25.00
PLE	0.05	0.00	25.00
MNIT2	5.96	0.00	20.16
PEACE	1.79	0.01	13.29
GJS	0.10	0.03	11.11
TGH	11.00	0.09	10.00
TOPP	120.00	0.22	9.09

Top 10 losers

Stock	Price (Bt)	Value (Btmn)	Chg (%)
AMARIN-F	1.20	0.00	(84.04)
B	0.02	0.37	(33.33)
TFI	0.04	0.04	(20.00)
KCE	50.50	2,128.46	(10.62)
B52	0.17	0.06	(10.53)
TSE	0.90	20.68	(10.00)
CSP	0.56	0.07	(9.68)
ALT	1.35	11.47	(9.40)
JTS	11.90	20.24	(9.16)
CRANE	0.20	0.14	(9.09)

Fund flow monitor

Regional foreign fund flows to equity

(US$ Mn)	Thailand	Indonesia	Philippines	Malaysia	Vietnam	India	Taiwan	South Korea	Japan
Daily									
20-Nov-26	(70)	(52)	(13)		(32)		6	(936)	
19-Nov-26	(74)	(31)	1	(14)	(39)	783	(666)	(464)	
18-Nov-26	(1)	(24)	(1)	(60)	(43)	935	(2,288)	(234)	
17-Nov-26	(30)	(26)	(2)	22	(14)	1,204	(964)	(1,129)	
16-Nov-26	35	(9)	(2)	20	0	543	(2,064)	(1,144)	
Weekly									
WTD	(138)	(143)	(18)	(32)	(127)	3,465	(5,978)	(3,908)	0
13-Nov-26	103	25	(5)	(67)	(29)	3,848	(2,881)	(236)	(1,403)
6-Nov-26	(149)	(9)	28	94	(33)	5,215	(15,699)	(7,889)	(664)
30-Oct-26	14	(168)	(5)	79	(104)	1,618	(5,246)	(389)	7,168
23-Oct-26	89	(370)	(144)	(74)	(38)	387	(7,591)	(1,045)	7,528
Monthly									
MTD	(184)	(127)	6	(5)	(190)	12,528	(24,558)	(12,033)	(2,067)
Oct-26	(197)	(936)	(236)	(211)	(915)	(2,169)	(31,784)	(14,576)	50,405
Sep-26	(781)	(574)	(134)	(416)	(184)	(4,143)	(2,333)	(16,984)	(7,722)
Aug-26	(746)	68	(223)	(486)	(67)	2,394	9,058	(8,638)	(3,020)
YTD	433	(5,728)	(766)	(1,743)	(4,739)	(17,903)	(93,264)	(153,291)	97,662

Thailand daily foreign net flows

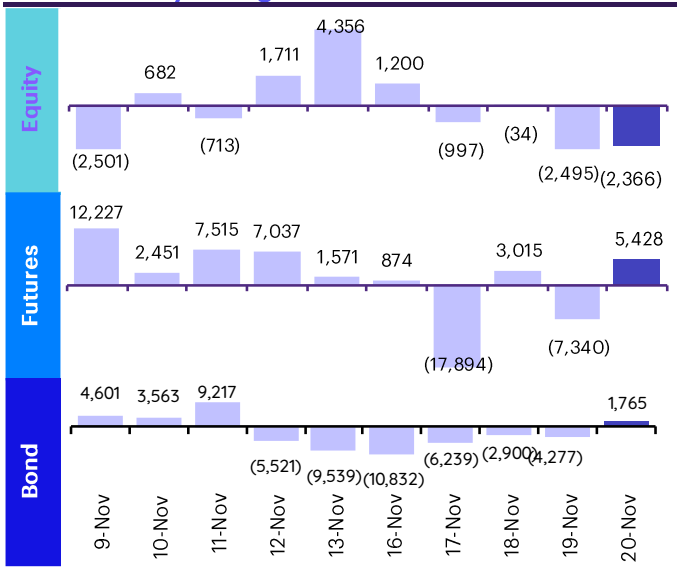

	Equity (Btmn)	SET50 futures (Contract)	SET50 futures (Btmn)*	Bond (Btmn)
Daily				
20-Nov-26	(2,366)	5,428	1,079	1,765
Weekly				
WTD	**(4,692)**	**(15,917)**	**(3,224)**	**(22,483)**
13-Nov-26	3,535	30,801	6,244	2,321
6-Nov-26	(4,998)	(38,652)	(7,871)	2,487
30-Oct-26	460	(23,961)	(4,958)	(2,184)
22-Oct-26	3,014	4,641	1,025	9,805
Monthly				
MTD	**(6,155)**	**(23,768)**	**(4,851)**	**(17,675)**
Oct-26	(6,597)	(1,065)	(88)	18,221
Sep-26	(26,259)	(56,514)	(11,786)	(21,185)
Aug-26	(24,565)	(38,457)	(8,160)	(3,805)
Quarterly				
QTD	**(12,752)**	**(24,833)**	**(4,939)**	**546**
3Q26	(2,063)	(140,060)	(29,428)	(33,249)
2Q26	7,987	87,213	18,149	29,953
1Q26	19,187	29,303	4,731	25,817
4Q25	(10,823)	50,038	8,551	61,667
YTD	**12,358**	**(48,377)**	**(11,486)**	**23,067**
2025	(107,060)	85,442	12,090	128,884
2024	(147,940)	(54,740)	(9,939)	(26,548)

Foreign net flow and SET movement

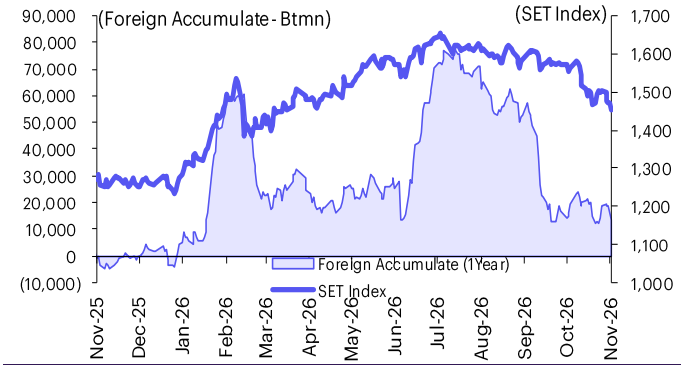

SET50 and its foreign ownership (excluding NVDR)

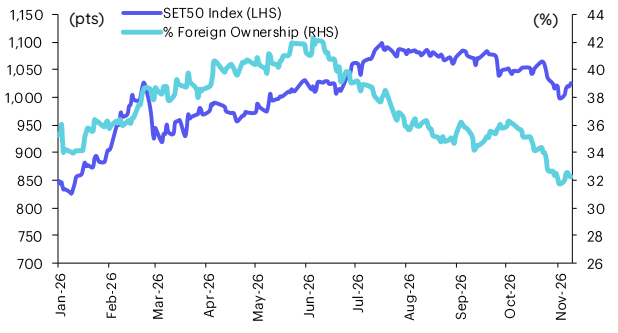

Foreign buy/sell activity monitor

Most foreign holding value change

	Fgn hld (%)	Δ Fgn (M.shares)	Buy* (Btmn)		Fgn hld (%)	Δ Fgn (M.shares)	Sell* (Btmn)
BDMS	20.72	27.12	560	BBL	28.69	(1.67)	(302)
CPALL	24.73	5.60	276	SCB	13.92	(1.48)	(225)
BH	33.88	0.94	168	PTT	9.26	(4.98)	(186)
MINT	30.14	6.34	139	BGRIM	35.61	(8.00)	(176)
KTB	11.08	2.37	99	KTC	11.59	(3.88)	(134)
PTTEP	9.32	0.48	68	GULF	38.81	(1.87)	(114)
PTTGC	11.91	1.10	41	KCE	18.37	(1.95)	(98)
PLANB	5.36	3.92	28	ADVANC	37.65	(0.19)	(62)
GUNKUL	4.56	5.25	24	TRUE	26.10	(2.71)	(34)
CRC	13.17	0.74	24	OSP	20.49	(1.66)	(32)

Top-5 NVDR net buy/sell

Buy* (Btmn)		Sell* (Btmn)
CPALL	301	GULF (569)
BDMS	255	KTB (467)
SCB	91	HANA (318)
PLANB	86	AOT (264)
AWC	61	PTT (237)
OSP	54	KBANK (232)
SPRC	48	KTC (142)
CHG	34	TIDLOR (128)
BJC	30	BBL (102)
STECON	28	ADVANC (94)

** InnovestX Investment Strategy & Research estimates*

Multi-asset price update

Key indicator update

	Close	20-Nov	WoW	MoM	YoY	YTD
Financial market condition						
VIX Index	35.89	26.20	85.96	115.17	35.84	140.07
Europe CDS (bps)	65.48	3.47	6.22	0.77	10.33	14.94
LIBOR OIS Spread (bps)	0.72	2.64	-0.03	-9.37	-35.23	-53.45
TED Spread (bps)	0.63	1.67	-0.26	-6.84	-36.35	-59.84
Exchange rate						
Dollar Index	103.84	-0.09	0.41	2.11	3.62	5.66
USD/THB	33.97	0.04	0.26	1.17	4.85	7.79
EUR/USD	1.10	-0.01	-0.50	-2.35	-4.88	-6.63
USD/JPY	158.53	-0.72	-0.71	0.27	0.68	1.43
Bond: (Change in basis points)						
TH Gov Bond 2Y	0.01	0.17	-2.44	-12.56	-12.92	8.24
TH Gov Bond 10Y	0.02	-0.86	-6.56	-29.43	30.23	36.89
US Gov Bond 2Y	0.05	-8.09	-21.51	-13.35	110.37	118.83
US Gov Bond 10Y	0.05	-7.22	-19.89	-14.39	85.16	79.45
Commodities						
CRB Index	127.66	-0.61	-4.36	-10.55	18.47	16.38
Gold (US$/oz)	3537.95	-2.40	-8.91	-14.54	-13.21	-18.07
Gross Refining Margin (US$/bbl)	0.91	0.00	-90.49	-90.49	-89.66	-85.80
Dubai Crude (US$/bbl)	91.38	-0.09	-2.59	15.87	41.31	47.30
NYMEX Crude (US$/bbl)	83.98	0.93	-5.17	-17.55	42.00	46.26
Baltic Dry Index (pts)	2898.00	-0.10	-2.75	8.13	27.67	54.40

Thai and US 10-year government bond yield

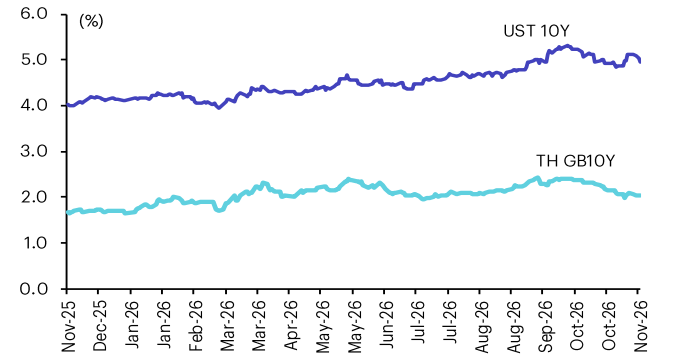

Thai and US 10-year government bond spread

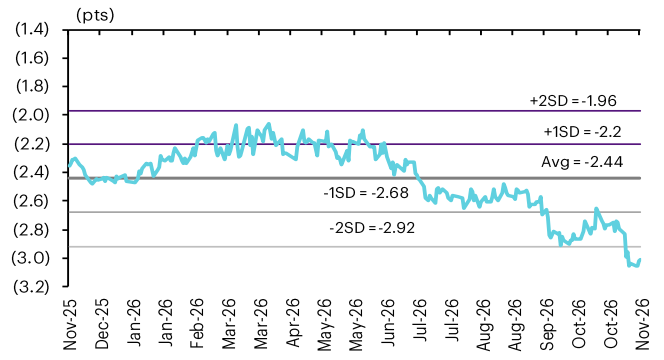

THB/USD exchange rate

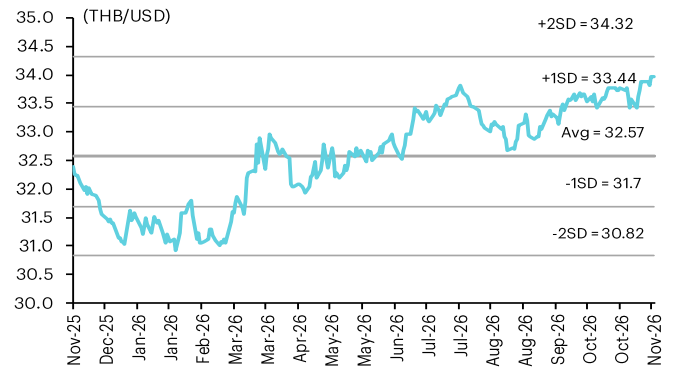

Regional foreign exchange rate spot return

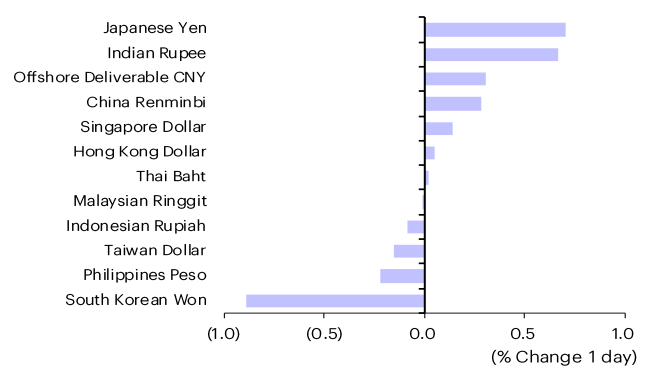

Gold

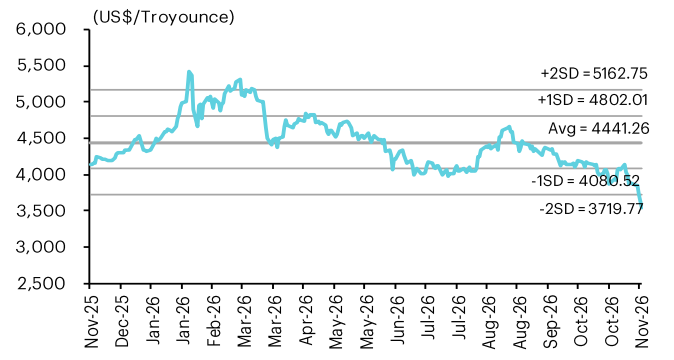

Brent crude

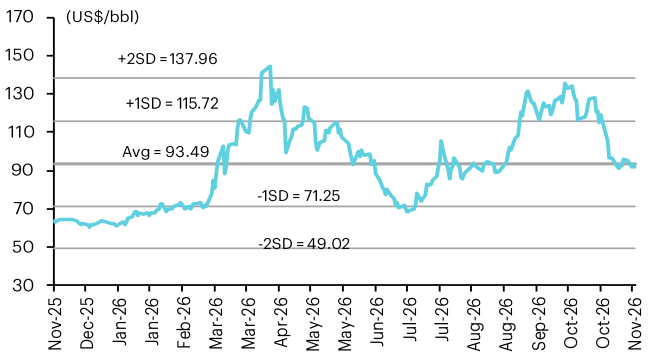

Source: Bloomberg Financial L.P., TQ Professional, BANPU, BOT, InnovestX Investment Strategy & Research

Short sales as of November 20, 2026

	Volume (Shares)	Turnover (Bt)	Average price (Bt)	Short sale volume comparing with main board
BCPG	1,685,600	10,950,646	6.50	37.70
AMATA	4,826,200	133,986,770	27.76	34.93
STGT	564,400	5,006,256	8.87	33.75
BLA	396,400	8,337,125	21.03	30.71
ERW	2,761,900	9,744,510	3.53	30.70
BTG	273,300	5,660,635	20.71	30.63
DOHOME	1,352,200	4,458,988	3.30	28.78
TIDLOR	7,063,800	118,811,130	16.82	28.72
CPF	5,005,300	96,982,090	19.38	28.09
HK01	24,944	489,881	19.64	27.63
ADVANC	1,183,400	396,767,700	335.28	27.36
TLI	4,410,300	46,711,680	10.59	26.81
PTT	15,786,200	592,466,780	37.53	26.59
GFPT	243,900	2,301,354	9.44	26.28
SCC	661,100	151,617,000	229.34	26.26
MTC	2,273,300	65,889,520	28.98	26.01
KTB	14,800,400	621,735,530	42.01	25.98
WHA	26,925,800	127,936,452	4.75	25.45
CRC	2,275,000	74,854,660	32.90	24.40
TPIPL	830,700	656,140	0.79	24.34
PTG	439,100	3,006,642	6.85	24.03
BAM	1,877,800	11,572,486	6.16	23.77
CBG	606,500	33,396,350	55.06	23.47
TFG	1,920,300	17,253,630	8.98	23.41
TISCO	312,600	39,353,650	125.89	22.92
SIRI	14,826,500	20,608,835	1.39	22.89
DELTA	6,333,600	1,077,548,450	170.13	22.86
BTS	8,921,500	15,168,279	1.70	22.66
KKP	865,400	98,099,500	113.36	22.39
BH	1,789,400	320,616,950	179.18	22.23
GLOBAL	1,611,600	11,023,190	6.84	22.14
TASCO	1,790,400	29,370,505	16.40	22.04
BANPU	2,047,900	27,338,440	13.35	21.66
TU	1,566,700	20,122,040	12.84	21.62
AWC	35,528,700	105,427,538	2.97	21.34
SCB	1,258,900	191,202,500	151.88	20.00
TOP	3,488,300	194,497,850	55.76	19.94
BEM	8,525,700	55,908,898	6.56	19.88
SAWAD	2,123,300	46,227,050	21.77	19.76
RATCH	1,172,100	42,148,800	35.96	19.41
TCAP	506,100	38,680,300	76.43	19.27
THAI	10,881,200	53,129,148	4.88	18.97
AOT	3,706,400	222,910,950	60.14	18.57
AP	1,553,200	12,626,618	8.13	18.44
SPALI	2,342,000	34,571,105	14.76	18.14
LH	4,670,400	16,375,110	3.51	17.82
M	66,400	1,298,320	19.55	17.58
BCP	2,353,300	100,295,630	42.62	17.38
PTTEP	1,371,800	197,707,800	144.12	17.12
EA	5,025,500	12,482,070	2.48	17.07
KTC	3,741,300	130,361,640	34.84	17.00
TPIPP	315,700	452,741	1.43	16.99
CPN	848,700	54,304,650	63.99	16.95
IRPC	17,131,700	37,609,612	2.20	16.90
MINT	3,507,000	76,516,325	21.82	16.50
SPRC	3,001,900	37,001,915	12.33	16.34
QH	1,669,800	2,224,377	1.33	16.21
BCH	1,720,300	19,129,450	11.12	15.43
STA	1,578,300	27,587,435	17.48	15.40
PTTGC	4,016,300	150,935,700	37.58	15.11
GULF	7,382,000	445,958,925	60.41	15.06
TRUE	13,632,200	172,037,905	12.62	15.04
COM7	1,669,700	50,577,270	30.29	14.58
OSP	1,948,300	37,271,180	19.13	14.44
KBANK	2,377,100	586,648,000	246.79	13.80
HMPRO	2,751,000	16,968,680	6.17	13.53
SPCG	191,900	1,898,106	9.89	13.13
CENTEL	309,300	13,593,360	43.95	12.69
PSL	587,900	4,832,900	8.22	12.59
IVL	3,467,400	72,298,195	20.85	12.48
BDMS	11,868,300	243,559,995	20.52	12.46
JMT	792,700	7,430,864	9.37	12.42

	Volume (Shares)	Turnover (Bt)	Average price (Bt)	Short sale volume comparing with main board
BJC	1,005,700	19,972,380	19.86	12.22
MOSHI	64,900	2,239,950	34.51	12.12
AAV	3,346,100	2,314,474	0.69	11.75
ICHI	871,400	12,787,515	14.67	11.75
TTB	38,508,300	101,996,142	2.65	11.68
SCGP	1,078,200	26,939,655	24.99	11.25
STPI	1,664,400	7,692,594	4.62	11.20
BBL	604,700	109,541,650	181.15	11.08
CCET	11,278,600	69,333,028	6.15	10.62
EPG	433,700	2,316,212	5.34	10.01
CPALL	3,394,300	167,437,370	49.33	9.48
CK	498,000	8,996,775	18.07	9.27
TVO	87,200	2,417,750	27.73	9.24
MBK	393,800	8,007,100	20.33	9.05
MEGA	59,300	2,101,560	35.44	8.86
WHAUP	933,200	6,685,306	7.16	8.70
EASTW	262,600	953,724	3.63	8.39
EGCO	82,000	10,879,250	132.67	8.28
CKP	137,100	296,438	2.16	8.02
BAY	57,300	2,235,070	39.01	7.94
GPSC	812,700	41,435,975	50.99	7.42
VGI	5,497,500	4,816,477	0.88	7.00
PRM	244,300	2,101,002	8.60	6.97
TTW	537,000	5,263,886	9.80	6.88
KCE	2,862,900	146,165,150	51.05	6.87
TTA	159,100	713,962	4.49	6.50
RCL	208,900	7,720,810	36.96	6.14
JAS	1,400,500	767,934	0.55	5.46
THANI	767,100	1,549,540	2.02	5.41
MAJOR	155,900	1,341,476	8.60	5.40
PSH	62,900	226,440	3.60	5.28
GST	24,300	200,670	8.26	4.99
AEONTS	8,500	753,400	88.64	4.76
BA	231,200	4,357,080	18.85	3.88
GUNKUL	1,588,800	7,351,460	4.63	3.85
TOA	45,200	678,280	15.01	3.81
CHG	5,009,600	8,515,739	1.70	3.79
BLAND	549,900	252,954	0.46	3.73
OR	660,400	8,118,615	12.29	3.55
TQM	24,700	341,060	13.81	3.46
BGRIM	1,216,900	26,756,345	21.99	3.35
MRDIYT	115,000	992,684	8.63	3.29
PLANB	2,253,100	16,217,190	7.20	2.60
TDEX	12,400	122,264	9.86	2.27

Source: SET, InnovestX Investment Strategy & Research

Director trade

Director trade as reported on November 20, 2026

Company	Name of Director	Product	Transaction date	Amount (Shares)	Average Price (Bt)	Amount (Bt)	Buy/Sell
APCO	Mr PICHAET WIRIYACHITRA	Common Share	19-11-26	83,000	2.54	210,820	Purchase
APCO	Mrs ARUNEE WIRIYACHITRA	Common Share	19-11-26	83,000	2.54	210,820	Purchase
ASEFA	Mr THANOMSAK CHOTIKAPRAKAI	Common Share	19-11-26	20,000	6.60	132,000	Purchase
BGC	Mr PA-VIN BHIROMBHAKDI	Common Share	19-11-26	24,500	5.71	139,895	Purchase
BKIH	Mr CHAI SOPHONPANICH	Common Share	19-11-26	100	402.00	40,200	Purchase
CH	Mr SAKSRI SRESANGNUM	Common Share	19-11-26	100,000	1.36	136,000	Purchase
CK	Miss SUPAMAS TRIVISVAVET	Common Share	17-11-26	100,000	17.31	1,731,000	Sale
CTW	Mr CHAI SOPHONPANICH	Common Share	19-11-26	29,000	6.07	176,030	Purchase
DEXON	Mr. Jarno De jonge	Common Share	19-11-26	70,000	0.88	61,600	Purchase
DEXON	Mr. Martin Stuvik	NVDR : underlying securities	13-11-26	80,000	0.94	75,200	Purchase
DEXON	Mr. Martin Stuvik	NVDR : underlying securities	17-11-26	66,200	0.88	58,256	Purchase
DEXON	Mr. Martin Stuvik	NVDR : underlying securities	18-11-26	100	0.88	88	Purchase
DEXON	Mr. Martin Stuvik	NVDR : underlying securities	19-11-26	197,900	0.85	168,215	Purchase
DTCENT	Mr APISIT RUJIKEATKAMJORN	Common Share	17-11-26	100,000	0.90	90,000	Purchase
DTCENT	Mr APISIT RUJIKEATKAMJORN	Common Share	18-11-26	200,000	0.88	176,000	Purchase
DTCENT	Mr APISIT RUJIKEATKAMJORN	Common Share	19-11-26	200,000	0.87	174,000	Purchase
EP	Mr YUTH CHINSUPAKUL	Common Share	18-11-26	9,100	1.05	9,555	Purchase
EP	Mr YUTH CHINSUPAKUL	Common Share	19-11-26	1,800	1.04	1,872	Purchase
FM	Mr SUMATE MASILEERUNGSRI	Common Share	13-11-26	12,800	4.30	55,040	Sale
FM	Mr SUMATE MASILEERUNGSRI	Common Share	16-11-26	10,000	4.36	43,600	Sale
FM	Mr SUMATE MASILEERUNGSRI	Common Share	18-11-26	33,000	4.12	135,960	Purchase
HPT	Mr NIPAT CHOURKITTISOPON	Common Share	17-11-26	1,000,000	0.22	220,000	Purchase
HPT	Mrs LADDA AHMAD-MAHIDI	Common Share	11-11-26	50,000	0.22	11,000	Sale
ICN	Mr MONCHAI MANEPAIROJ	Common Share	19-11-26	100,000	2.18	218,000	Purchase
IMH	Mr SITTIWAT KAMKATWONG	Common Share	18-11-26	15,000	2.89	43,350	Purchase
INSET	Mr VICHIEN JEARKJIRM	Common Share	19-11-26	23,000	3.68	84,640	Purchase
JR	Mr JARUN WIWATJESADAWUT	Common Share	19-11-26	13,000	1.78	23,140	Purchase
JR	Mr TEERANONT WIWATJESADAWUT	Common Share	19-11-26	19,900	1.78	35,422	Purchase
JR	Mr TEERANONT WIWATJESADAWUT	Common Share	19-11-26	9,200	1.79	16,468	Purchase
KCG	Mr SONGTHAM PHIANPATTANAWIT	Common Share	19-11-26	30,000	11.17	335,100	Purchase
KCG	Mr SONGTHAM PHIANPATTANAWIT	Common Share	19-11-26	18,000	11.15	200,700	Purchase
MASTEC	Mr ROMPO SUWANNIK	Common Share	19-11-26	124,700	1.54	192,038	Purchase
MITSIB	Mr NITIPAT YONGSANGUANCHAI	Common Share	19-11-26	63,100	0.63	39,753	Sale
NCAP	Miss SUTIDA MONGKOLSUTHREE	Common Share	18-11-26	840,000	3.03	2,545,200	Sale
NCAP	Miss SUTIDA MONGKOLSUTHREE	Common Share	19-11-26	500,000	3.02	1,510,000	Sale
NTV	Mr PIYASIL CHANPOO	Common Share	18-11-26	1,000	18.85	18,850	Purchase
NTV	Mr PIYASIL CHANPOO	Common Share	18-11-26	1,400	18.90	26,460	Purchase
PANEL	Mr KARN CHUSATAKARN	Common Share	16-11-26	150,400	1.12	168,448	Sale
PANEL	Mr KARN CHUSATAKARN	Warrant	16-11-26	460,000	0.07	32,200	Sale
PANEL	Mr KARN CHUSATAKARN	Warrant	17-11-26	857,000	0.05	42,850	Sale
PCE	Mr PRAKIT PRASITSUPAPHOL	Common Share	19-11-26	400,000	2.24	896,000	Purchase
PROSPECT	Miss RACHANEE MAHATDETKUL	Units	18-11-26	20,000	8.56	171,200	Purchase
PT	Mr VICHIEN PHONGSATHORN	Common Share	16-11-26	20,800,000	12.00	249,600,000	Sale
PYLON	Mr CHANET SANGARAYAKUL	Common Share	19-11-26	114,000	3.60	410,400	Purchase
QUICK	Mr PAISAN SAE-LEE	Common Share	17-11-26	210,000	4.68	982,800	Purchase
SAFE	Mr WIWAT QUANGKANANURUG	Common Share	19-11-26	25,000	4.73	118,250	Purchase
SE	Mr SITTICHAI LEEKASEM	Common Share	19-11-26	99,100	0.42	41,622	Purchase
SEAFCO	Mr NARONG THASNANIPAN	Common Share	19-11-26	221,200	2.61	577,332	Purchase
TATG	Mr PAYUNG SAKDASAWIT	Common Share	16-11-26	400,000	1.00	400,000	Purchase
TATG	Mr PAYUNG SAKDASAWIT	Common Share	18-11-26	220,000	1.00	220,000	Purchase
TATG	Mr PAYUNG SAKDASAWIT	Common Share	20-11-26	220,000	1.00	220,000	Purchase
TCOAT	Mr LERTCHAI CHAROENAPORNWATANA	Common Share	18-11-26	8,000	23.50	188,000	Purchase
TU	Mr CHENG NIRUTTINANON	Common Share	19-11-26	100,000	12.80	1,280,000	Purchase
UNIX	Mr SOROS YODMONGKOL	Common Share	19-11-26	174,700	1.97	344,159	Purchase
UNIX	Mr SOROS YODMONGKOL	Common Share	19-11-26	11,500	1.98	22,770	Purchase
UNIX	Mr SOROS YODMONGKOL	Common Share	19-11-26	88,500	1.99	176,115	Purchase
UNIX	Mr WORABUTR LERTITTHIPORN	Common Share	19-11-26	50,000	1.98	99,000	Purchase
VL	Mrs CHUTIPA KLINSUWAN	Common Share	19-11-26	117,100	0.79	92,509	Purchase
VRANDA	Mrs TOSAPORN ANGSUWARANGSI	Common Share	19-11-26	30,000	4.24	127,200	Purchase
WICE	Mr PATADON KONGSOONTHORN	Common Share	18-11-26	40,000	2.72	108,800	Purchase
WICE	Mr PATADON KONGSOONTHORN	Common Share	19-11-26	3,800	2.70	10,260	Purchase
WICE	Mr PATADON KONGSOONTHORN	Common Share	19-11-26	36,200	2.68	97,016	Purchase
				Total	Purchase	9,994,112	
					Sale	255,779,091	
					Net	(245,784,979)	

Corporate calendar

November 2026				
Monday	Tuesday	Wednesday	Thursday	Friday
23	**24**	**25**	**26**	**27**
XD GGC Bt0.25 HYDROGEN Bt0.15 ICN Bt0.15 ISSARA Bt0.06 ITNS Bt0.1 KISS Bt0.07 MRDIYT Bt0.06 S11 Bt0.16 SPC Bt0.8 STEG19 Bt0.1301 TER01 Bt0.0003 TER23 Bt0.001841 TER80 Bt0.00434 TRT Bt0.2 USDIV24 Bt0.35471 USTLTH24 Bt0.00958 **PD** DELL23 Bt0.003592 MICRON01 Bt0.0014 MICRON80 Bt0.00409 MRVL80 Bt0.00163 **Last trading day** PEER-W2 **Share listing** AJA 12,626,262 Shares CAZ 440,000 Shares KGEN 200,000,000 Shares STPI 27,374,050 Shares	**XD** AMARC Bt0.05 ANI Bt0.2 BGC Bt0.04 BOFFICE Bt0.0574 COSTCO19 Bt0.8509 COSTCO80 Bt0.09994 CPNREIT Bt0.27 CPTREIT Bt0.1012 FPT Bt0.35 JMART Bt0.21 JNJ03 Bt0.017933 KTBSTMR Bt0.1047 MEDEZE Bt0.08 PCE Bt0.07 SUPEREIF Bt0.03269 VRT01 Bt0.0005 VRT03 Bt0.000675 VRT23 Bt0.000844 VRT80 Bt0.00337 WASH Bt0.0458 **XR** META 1 : 33 @Bt0.1127 **XW** META 33 : 10 **PD** DELL80 Bt0.00343 FCX23 Bt0.005345	**XD** ASIA Bt0.089 AXTRART Bt0.2121 DMT Bt0.223 FTI Bt0.06 III Bt0.18 KPNREIT Bt0.0169 LHK Bt0.12 MKSI03 Bt0.001333 NEM06 Bt0.00741 NEM23 Bt0.004632 PRM Bt0.25 PTL Bt0.24 SIA19 Bt0.1811 STARM Bt0.03 TACC Bt0.2 TASCO Bt0.3 TFG Bt0.1 TKN Bt0.09 TPRIME Bt0.1 WHAUP Bt0.06 **PD** MC Bt0.36 OHTL Bt8 STANLY Bt10	**XD** AMATAR Bt0.16 BKIH Bt4.5 B-WORK Bt0.1546 DITTO Bt0.25 FUTURERT Bt0.2656 HANA Bt0.25 IMPACT Bt0.12 IVL Bt0.2 KAMART Bt0.11 LPH Bt0.05 PHAT Bt0.08 RJH Bt0.2 SEAOIL Bt0.1 SPI Bt0.1 SRICHA Bt1 TNR Bt0.3 WHA Bt0.0669 **XR** SOLAR 5.51 : 1 @Bt0.32 **PD** MICRON03 Bt0.001336 TMILL Bt0.06	**XD** EPG Bt0.12 FPTVN11 Bt0.02594 FPTVN19 Bt0.1302 KBSPIF Bt0.074 LPGOLD13 Bt0.0867681 NAM Bt0.03 NEE80 Bt0.02085 PROSPECT Bt0.04 QHHRREIT Bt0.18 SINO Bt0.043269 SKN Bt0.25 TIPCO Bt0.15 TTLPF Bt0.1972 **XR** B52 2 : 3 @Bt0.15 **PD** ASML01 Bt0.0398 COSTCO19 Bt0.0415 LHSC Bt0.22 MMM Bt0.04 SGX19 Bt0.06 TSTE Bt0.08
30				
XD CCJ23 Bt0.004296 ESTEE80 Bt0.00392 ORI Bt0.0123 SINGTEL80 Bt0.23453 TIF1 Bt0.14 **PD** SPBOND80 Bt0.02517				

December 2026

Monday	Tuesday	Wednesday	Thursday	Friday
	1	**2**	**3**	**4**
	XD APDIV24 Bt0.23589 HKDIV24 Bt0.13306 JEPI19 Bt0.0324 KO80 Bt0.01771 LVMH01 Bt0.0954 NIKE80 Bt0.00692 SPBOND80 Bt0.02921 USTR24 Bt0.00962 **PD** AXP06 Bt0.00664 MIXUE80 Bt0.11267 UNIQLO80 Bt0.09024 YOFC23 Bt0.046948 TRUE Bt0.16	**XD** GSUS06 Bt0.02023 LRCX01 Bt0.002 LRCX19 Bt0.0035 LRCX23 Bt0.003602 LRCX80 Bt0.01099 MJLF Bt0.19 NETEASE11 Bt0.019771 NETEASE80 Bt0.03954 NVDA01 Bt0.0172 NVDA03 Bt0.004498 NVDA06 Bt0.00477 NVDA19 Bt0.0285 NVDA23 Bt0.003417 VISHAY03 Bt0.005397 **PD** DCC Bt0.02 MA80 Bt0.00234	**XD** HPF Bt0.14 MII Bt0.12 MNIT Bt0.034 MNIT2 Bt0.06 MNRF Bt0.035 M-STOR Bt0.07 QCOM03 Bt0.012312 QCOM06 Bt0.01312 QCOM23 Bt0.011921 QCOM80 Bt0.01811 **PD** D Bt0.045 FPTVN11 Bt0.12965 NTF Bt0.4 PCE Bt0.07	**XD** BAC03 Bt0.01713 NDAQ06 Bt0.00884 PEP80 Bt0.00997 PYPL06 Bt0.00799 WDC03 Bt0.000585 **PD** AAPL19 Bt0.0051 ABBV19 Bt0.0472 AMARC Bt0.05 CAT19 Bt0.0092 FPTVN19 Bt0.6482 GGC Bt0.25 GUNKUL Bt0.02 HXL03 Bt0.003211 INETREIT Bt0.0675 ITNS Bt0.1 LPH Bt0.05 MS06 Bt0.02171 POPF Bt0.1655 PSL Bt0.1 RCL Bt0.5 SPRIME Bt0.1 TASCO Bt0.3
7	**8**	**9**	**10**	**11**
Substitution for H.M. King Bhumibol Adulyadej the Great's Birthday / National Day / Father's Day (Saturday 5th December 2026)	**XD** BLK06 Bt0.01646 GOOG06 Bt0.00207 GOOG23 Bt0.001576 GOOG80 Bt0.0037 GOOGL01 Bt0.0135 GOOGL03 Bt0.002953 GOOGL19 Bt0.0031 TNH Bt0.55 UNH19 Bt0.033 **PD** BLC Bt0.05 DIF Bt0.2222 ISSARA Bt0.06 PTL Bt0.24 SIRIPRT Bt0.08 TAIWANAI13 Bt0.11163288 TRT Bt0.2 TXN03 Bt0.01012 WHABT Bt0.13 WHART Bt0.193	**XD** AMKR23 Bt0.002421 LENOVO13 Bt0.0192591 LHHOTEL Bt0.405 **PD** AIMIRT Bt0.205 ANI Bt0.2 ASIA Bt0.089 BGC Bt0.04 COSTCO80 Bt0.00401 CPTREIT Bt0.1012 EPG Bt0.12 GASVN11 Bt0.1259 HYDROGEN Bt0.15 ICN Bt0.15 III Bt0.18 JMART Bt0.21 KISS Bt0.07 MEDEZE Bt0.08 MRDIYT Bt0.06 PHAT Bt0.08 S11 Bt0.16 SINO Bt0.043269 SPC Bt0.8 STARM Bt0.03 TACC Bt0.2 TKN Bt0.09 TPRIME Bt0.1	Constitution Day	**XD** BDX06 Bt0.01 BKNG03 Bt0.004676 BKNG80 Bt0.00701 CME03 Bt0.011578 OXY03 Bt0.007494 SP500US19 Bt0.0336 SP500US80 Bt0.00763 TRVUS06 Bt0.01416 WMT06 Bt0.00701 WMT80 Bt0.00821 **PD** AAPL01 Bt0.0054 AAPL80 Bt0.00737 ABBV80 Bt0.04724 AMATAR Bt0.16 AXTRART Bt0.2121 BKIH Bt4.5 BOFFICE Bt0.0574 CPNREIT Bt0.27 DITTO Bt0.25 DMT Bt0.223 FTI Bt0.06 HANA Bt0.25 IMPACT Bt0.12 IVL Bt0.2 KAMART Bt0.11 KTBSTMR Bt0.1047 LHK Bt0.12 PNG80 Bt0.02972 PRM Bt0.25 PROSPECT Bt0.04 RJH Bt0.2 SEAOIL Bt0.1 SKN Bt0.25 SPI Bt0.1 SRICHA Bt1 SUPEREIF Bt0.03269 TFG Bt0.1 TIPCO Bt0.15 TNR Bt0.3 WASH Bt0.0458 WHA Bt0.0669 WHAUP Bt0.06

XD - Cash Dividend
XD(ST) - Stock Dividend
PD – Payment Date
XR - Rights for Common
XW - Rights for Warrant
XT - Rights for Transferable Subscription Right
XE - Warrant Exercise
CW - Capital write-down
SP - Suspension

Disclaimer

This document has been prepared by the research function of InnovestX Securities Company Limited (the "Company") solely for the purpose of providing general information to investors and shall not be construed as investment advice, an offer to purchase securities, an offer for sale of securities, or a solicitation of any person to subscribe for securities or enter into any securities-related transaction. The information contained herein is derived from publicly available sources generally accessible to investors. The Company makes no representation or warranty as to the accuracy, completeness or adequacy of such information. Any opinions, forecasts, projections, or estimates expressed in this document represent the views of the Company only as of the date appearing herein and are subject to change without notice to public or investors of any such changes.

The Company and The Siam Commercial Bank Public Company Limited ("SCB") are subsidiaries of SCB X Public Company Limited ("SCBX"), whereby SCBX is their major shareholder. Accordingly, the Company and SCB are under the same corporate group.

SCB is acting as Financial Advisor and Underwriter of Trust Units in connection with the initial public offering of units of AWC Lifestyle Property Real Estate Investment Trust. Notwithstanding the foregoing, the research function of the Company operates independently from the business unit providing financial advisory business of SCB and is not under control of such business unit in the preparation of this document.

Trading in futures and options involves a high degree of risk and may result in substantial losses. Accordingly, such products may not be suitable for all investors. Before making any investment decision involving futures and options, investors should carefully consider their financial condition, investment objectives, investment experience, and risk tolerance as it is possible that losses incurred may exceed the amount of the initial investment. Investors are advised to thoroughly review and understand the nature of the products, applicable terms and conditions, and all associated risks before investing. Investors should exercise independent judgment in making investment decisions and, in the event of any doubt, seek professional advice from an investment advisor.

Neither the Company, SCB, nor any of their respective affiliates, directors, executives, officers or employees shall be liable for any damage, loss, expense, or consequence, whether direct or indirect, arising from the use of, or reliance upon, any opinion, analysis, or information contained in this document, including, without limitation, any loss of profit or contractual loss. In addition, the Company, SCB, and/or their affiliates, as well as their respective directors, executives, employees, representatives, or related persons, may have interests in, or relationships with, the issuer referred to in this document or its related persons. Investors should therefore conduct their own independent assessment and exercise their own judgment before making any investment decision.

The Company reserves the right, at its sole discretion, to amend, modify, revise, supplement, or update any information contained in this document from time to time without prior notice.

This document is intended solely for the intended recipient(s). No person may reproduce, modify, distribute, publish, transmit, sell, copy, display, disclose, or otherwise exploit, whether in whole or in part, any information contained in this document for any purpose, including commercial purposes, without the Company's prior written consent.

© Copyright 2026 InnovestX Securities Co., Ltd. All right reserved.

CG Rating 2026 Companies with CG Rating

Companies with Excellent CG Scoring

A5, AAV, ACE, ACG, ADB, ADVANC, ADVICE, AE*, AEONTS, AF, AGE, AIRA, AJ, AKP, AKR, ALLA, ALT, AMA, AMARIN, AMATA, AMATAV, AOT, AP, ARIP, ASIAN, ASIMAR, ASK, ASP, ASW, AUCT, AURA, AWC, BA, BAFS, BAM, BANPU, BAY, BBGI, BBIK, BBL, BCH, BCP, BCPG, BDMS, BE8, BEM, BEYOND, BGC, BGRIM, BH, BIZ, BJC, BKIH, BLA, BLC, BOL, BPS, BRI, BRR, BTG, BTS, BWG, BYD, CBG, CENTEL, CFRESH, CGH, CHAO, CHASE, CHEWA, CHG, CIVIL, CK, CKP, CMC, COCOCO, COLOUR, COM7, CPALL, CPAXT, CPF, CPN, CRC, CREDIT, CSS, DCC, DDD, DELTA, DEMCO, DITTO, DMT, DOHOME, DRT, DUSIT, EA, EASTW, EGCO, EPG, ERW, ETC, ETE, EURO, FLOYD, FN, FPI, FPT, FTI, GABLE, GCAP, GEL, GFC, GFPT, GGC, GLOBAL, GPSC, GRAMMY, GST, GULF, GUNKUL, HANA, HARN, HENG, HTC, ICC, ICHI, IFS, III, ILINK, ILM, IMH, INET, INSURE, IP, IRC, IRPC, IT, ITC, IVL, J, JAS, JDF, JMART, JMT, JTS, KBANK, KCAR, KCC, KCE, KCG, KJL, KKP, KSL, KTB, KTC, LALIN, LEO, LH, LHFG, LIT, LOXLEY, LPN, LST, M, M-CHAI, MAJOR, MBK, MC, MCOT, MEDEZE, MEGA, METCO, MFC, MFEC, MGC, MINT, MITSIB, MODERN, MONO, MOONG, MOSHI, MRDIYT, MSC, MTC, MTI, NEO, NEP, NER, NOBLE, NPK, NRF*, NTF, NTV, NVD, NYT, OCC, ONEE, OR, ORI, ORN, OSP, PAP, PB, PCC, PCE, PCSGH, PDG, PDJ, PG, PHOL, PIMO, PIN, PIS, PL, PLANB, PLAT, PLUS, PM, PMC, PORT, PPP, PPS, PR9, PRG, PRI, PRM, PRTR, PSGC, PSH, PSL, PSP, PTC, PTG, PTT, PTTEP, PTTGC, Q-CON, QH, QLT, QTC, RABBIT, RATCH, RBF, RCL, ROCTEC, RPH, RS, RT, S, S&J, SA, SABINA, SAK, SAMART, SAMTEL, SAPPE, SAT, SAV, SAWAD, SC, SCAP, SCB, SCC, SCCC, SCG, SCGD, SCGP, SCI, SCM, SDC, SE, SEAFCO, SEAOIL, SECURE, SELIC, SENA, SENX, SGC, SGF, SGP, SHR, SICT, SIRI, SIS, SITHAI, SJWD, SKR, SKY, SMPC, SNC, SNNP, SNP, SO, SONIC, SPA, SPALI, SPC, SPCG, SPI, SPRC, SPVI, SR, SSF, SSP, SSSC, STA, STARM, STECON, STGT, STI, STPI, SUC, SUN, SUSCO, SUTHA, SVOA, SVT, SWC, SYMC, TACC, TASCO, TBN, TCAP, TCMC, TEAMG, TEGH, TFM, TFMAMA, TGE, TGH, THANA, THANI, THIP, THRE, THREL, TIDLOR, TIPH, TISCO, TITLE, TK, TKC, TKS, TKT, TLI, TM, TMC, TMD, TMILL, TMT, TNDT, TNITY*, TNL, TOA, TOG, TOP, TOPP, TPAC, TPBI, TPCS, TPIPP, TPLAS, TPS, TQM, TRP, TRU*, TRUBB, TRUE, TSC, TSTH, TTA, TTB, TTW, TU, TURTLE, TVDH, TVO, TWPC, UAC, UBA, UBE, UBIS, UPF, UPOIC, UV, VGI, VIBHA, VIH, VNG, VRANDA, WACOAL, WARRIX, WGE, WHA, WHAUP, WICE, WINMED, WINNER, WP, WPH, ZEN

Companies with Very Good CG Scoring

AAI, ABM, ADD, AH*, AIT, ALUCON, AMC, ANAN*, APCO, APCS, ASAP, ATP30, AYUD, BEC, BIS, BR, BSBM, BTW, BVG, CFARM, CH, CHAYO, CIG*, CM, CNT, COMAN*, CPI, CPL, CPW, CSC, CSP, DTCENT, EAST, EKH, ETL, EVER, FE, FM, FNS, FORTH, FSMART, FVC, GC, GPI*, HMPRO*, HUMAN, ICN, IND, INSET, ITEL, ITTHI, IVF, JSP, JUBILE, K, KGI*, KISS, KTIS, KTMS, KUMWEL, KUN, L&E, LANNA, LEE, LTMH, MALEE, MASTEC, MCA, MEB, MICRO, MPJ, MST, NAM, NC, NCAP, NDR, NKI, NL, NSL, NTSC, OKJ, ONSENS, PEER*, PJW, PLANET, PLT, POWER, PQS, PRAPAT, PRIME*, PRINC*, PROUD, PT, PYLON, RAM, READY, ROCK, SAAM, SALEE, SAMCO, SFLEX, SFT, SINO, SISB, SKE, SMD100, SMT, SORKON, SPREME, SRS, STANLY, STX, SUPER, SYNEX, SYNTEC, TAN, TATG, TEKA, TFG, THG*, TIPCO, TKN, TL, TMAN, TMI, TNP, TNR, TPCH*, TPIPL*, TQR, TRC, TSTE, TURBO, TVH, TVT, UMI, VCOM, VL, WIN, XPG, ZIGA

Companies with Good CG Scoring

2S, 88TH, AHC, AIE, AMR, ANI, APO, APURE, ARIN, ARROW, ASEFA, ASIA, ASN, ASTR, ATLAS, B*, BC, BIG*, BJCHI, BKA, BLESS, BTC, CAZ, CEN, CGD, CHARAN*, CHIC, CHOTI, CHOW, CMAN, CMO, CWT*, DCON, DEXON*, DIMET, DPAINT, EASON, EFORL, ESTAR, FSX*, FTE, GBX, GJS, GTB, HANN, IDG, ITNS, JCK, JPARK, KK, KWC, KWM, KYE, LDC, LHK, LTS, MAGURO, MATCH, MBAX, MDX*, MENA, MGI, MK, ML, MMM, MOTHER, NAT, NATION, NCL, NCP, NKT, NNCL, NV, OGC, PACO, PANEL, PATO, PEACE, PHG, POLY, PREB, PRIN, PROEN, RJH, S11, SAF, SAFE, SANKO, SCN, SE-ED, SIAM, SINGER, SKN, SLP, SMART, SMO, SNPS, SST, STC, STECH, TAE, TC, TCC, TFI, THAI, TIGER, TPA, TRT, TRV, TSE, UKEM, UP, UREKA, VARO, VIBE, WASH, WAVE*, WFX, WIIK, WORK, XO, XYZ*, YUASA

Corporate Governance Report

The material contained in this publication is for general information only and is not intended as advice on any of the matters discussed herein. Readers and others should perform their own independent analysis as to the accuracy or completeness or legality of such information. The Thai Institute of Directors, its officers, the authors and editor make no representation or warranty as to the accuracy, completeness or legality of any of the information contained herein. By accepting this document, each recipient agrees that the Thai Institute of Directors Association, its officers, the authors and editor shall not have any liability for any information contained in, or for any omission from, this publication.
The survey result is as of the date appearing in the Corporate Governance Report of Thai Listed Companies. As a result, the survey result may be changed after that date. InnovestX Securities Company Limited does not conform nor certify the accuracy of such survey result.
* The listed companies or their directors or executives have any scandalous corporate governance issues such as regulatory wrong-doings, bribery, and corruption. In this case, the CGR information should be used with care and in conjunction with the related governance news.

Anti-corruption Progress Indicator

Certified (ได้รับการรับรอง)

2S, AAI, ACE, ADB, ADVANC, AE, AF, AH, AI, AIE, AIRA, AIT, AJ, AKP, AMA, AMANAH, AMARIN, AMATA, AMATAV, ANI, AP, APCS, AS, ASIAN, ASK, ASP, ASW, AUCT, AWC, AYUD, B, BAFS, BAM, BAY, BBGI, BBL, BCH, BCP, BCPG, BE8, BEC, BEYOND, BGC, BGRIM, BKIH, BLA, BPS, BRI, BRR, BSBM, BTC, BTG, BTS, BWG, CAZ, CBG, CEN, CENTEL, CFRESH, CGH, CHASE, CHEWA, CHOTI, CHOW, CI, CIG, CM, CMC, COM7, CPALL, CPAXT, CPF, CPI, CPL, CPN, CPW, CRC, CREDIT, CSC, CV, DCC, DELTA, DEMCO, DEXON, DITTO, DMT, DOHOME, DRT, DUSIT, EAST, EASTW, EGCO, EMC, EP, EPG, ERW, ESTAR, ETC, ETE, FNS, FPI, FPT, FSMART, FSX, FTE, GABLE, GBX, GC, GCAP, GEL, GFPT, GGC, GLOBAL, GPI, GPSC, GST, GULF, GUNKUL, HANA, HARN, HENG, HL, HMPRO, HTC, ICC, ICHI, ICN, IFS, III, ILINK, ILM, INET, INOX, INSURE, IRPC, IT, ITC, ITEL, IVL, JAS, JMART, JMT, JR, JTS, K, KBANK, KCAR, KCC, KCE, KCG, KGEN, KGI, KJL, KKP, KSL, KTB, KTC, L&E, LANNA, LH, LHFG, LHK, LIT, LPN, M, MAGURO, MAJOR, MALEE, MATCH, MBAX, MBK, MC, MCOT, MEDEZE, MEGA, MENA, MFC, MFEC, MGC, MINT, MODERN, MONO, MOONG, MOSHI, MSC, MST, MTC, MTI, NATION, NCAP, NEP, NER, NKI, NOBLE, NRF, NWR, OCC, OR, ORI, OSP, PAP, PATO, PB, PCE, PCSGH, PDG, PDJ, PG, PHOL, PIMO, PK, PL, PLANB, PLANET, PLAT, PLUS, PM, PMC, POWER, PPP, PPPM, PPS, PQS, PR9, PREB, PRG, PRIME, PRINC, PRM, PROEN, PROUD, PRTR, PSH, PSL, PT, PTG, PTT, PTTEP, PTTGC, PYLON, Q-CON, QH, QLT, QTC, RABBIT, RATCH, RBF, RCL, RS, RWI, S, S&J, SA, SABINA, SAK, SAPPE, SAT, SAWAD, SC, SCAP, SCB, SCC, SCCC, SCG, SCGD, SCGP, SCL, SCM, SCN, SEAOIL, SE-ED, SELIC, SENA, SENX, SFLEX, SFT, SGC, SGP, SHR, SINGER, SINO, SIRI, SIS, SITHAI, SJWD, SKE, SKR, SMIT, SMPC, SNC, SNNP, SNP, SORKON, SPACK, SPALI, SPC, SPI, SPRC, SPREME, SRICHA, SSF, SSP, SSSC, SST, STA, STARM, STGT, STOWER, SUSCO, SVOA, SVT, SYMC, SYNTEC, TACC, TAE, TAKUNI, TASCO, TATG, TBN, TBSP, TCAP, TCMC, TEGH, TFG, TFI, TFMAMA, TGE, TGH, THANI, THIP, THRE, THREL, TIDLOR, TIPCO, TIPH, TISCO, TKN, TKS, TKT, TMC, TMD, TMILL, TMT, TNITY, TNL, TNP, TNR, TOG, TOP, TOPP, TPA, TPAC, TPBI, TPCS, TPLAS, TQM, TRT, TRU, TRUE, TSI, TSTE, TSTH, TTA, TTB, TTCL, TU, TURBO, TURTLE, TVDH, TVO, TWPC, UBE, UBIS, UEC, UKEM, UPF, UREKA, UV, VCOM, VGI, VIBE, VIBHA, VIH, VNG, WACOAL, WHA, WHAUP, WICE, WIIK, WP, WPH, XO, YUASA, ZEN, ZIGA

Declared (ประกาศเจตนารมณ์)

ADD, ADVICE, ALLA, ALT, ASEFA, ATLAS, AURA, BANPU, BIG, BIS, BIZ, BLESS, BOL, BYD, CEYE, CFARM, CHAO, CHAYO, CIVIL, CMAN, DCON, EKH, FLE, FLOYD, GFC, GREEN, HANN, I2, IIG, INSET, IP, IVF, J, KUMWEL, LTMH, M-CHAI, MCA, MITSIB, MMM, MPJ, NAT, NEO, NKT, NL, NOVA, NSL, NTF, NTSC, ORN, PCC, PIN, PRI, ROCTEC, SAF, SANKO, SE, SISB, SKIN, SKY, SMD100, SMO, SNPS, SUN, TEAMG, TFM, THAI, TL, TMAN, TMI, TPS, UP, VARO, VL, WELL, WGE, WIN

N/A

88TH, A, A5, AAV, ABM, ACAP, ACC, ACG, AEONTS, AFC, AGE, AHC, AJA, AKR, ALPHAX, ALUCON, AMARC, AMC, AMR, ANAN, AOT, APCO, APO, APP, APURE, AQUA, ARIN, ARIP, ARROW, ASAP, ASIA, ASIMAR, ASN, ASTR, ATP30, AU, B52, BA, BBIK, BC, BCT, BDMS, BEAUTY, BEM, BGT, BH, BIOTEC, BJC, BJCHI, BKA, BKD, BKGI, BLAND, BLC, BLISS, BM, BR, BROCK, BSM, BTNC, BTW, BUI, BVG, CCET, CCP, CGD, CH, CHARAN, CHG, CHIC, CHO, CITY, CK, CKP, CMO, CMR, CNT, COCOCO, COLOUR, COMAN, CPANEL, CPH, CPR, CPT, CRANE, CRD, CSP, CSR, CSS, CTW, CWT, D, DDD, DHOUSE, DIMET, DOD, DPAINT, DTCENT, DTCI, EA, EASON, ECF, EFORL, EMPIRE, ETL, EURO, EVER, F&D, FANCY, FE, FM, FMT, FN, FORTH, FTI, FVC, GENCO, GJS, GLORY, GRAMMY, GRAND, GSTEEL, GTB, GTV, GYT, HFT, HPT, HTECH, HUMAN, HYDRO, IDG, IHL, IMH, IND, INGRS, IRC, IRCP, IROYAL, ITD, ITNS, ITTHI, JAK, JCK, JCT, JDF, JPARK, JSP, JUBILE, KAMART, KASET, KBS, KC, KCM, KDH, KIAT, KISS, KK, KKC, KLINIQ, KOOL, KTIS, KTMS, KUN, KWC, KWI, KWM, KYE, LALIN, LDC, LEE, LEO, LOXLEY, LPH, LST, LTS, MADAME, MANRIN, MASTEC, MASTER, MATI, MCS, MDX, MEB, META, METCO, MGI, MGT, MICRO, MIDA, MILL, MJD, MK, ML, MORE, MOTHER, MRDIYT, MTW, MUD, MVP, NAM, NC, NCH, NCL, NCP, NDR, NETBAY, NEW, NEX, NFC, NNCL, NPK, NTV, NUT, NV, NVD, NYT, OGC, OHTL, OKJ, ONEE, ONSENS, PACO, PAF, PANEL, PEACE, PEER, PERM, PF, PHAT, PHG, PICO, PIS, PJW, PLE, PLT, PMTA, POLY, PORT, PPM, PRAKIT, PRAPAT, PRECHA, PRIN, PROS, PSGC, PSP, PTC, PTL, QDC, QTCG, QUICK, RAM, READY, RICHY, RJH, RML, ROCK, ROH, ROJNA, RP, RPC, RPH, RSP, RT, S11, SAAM, SAFE, SALEE, SAM, SAMART, SAMCO, SAMTEL, SAUCE, SAV, SAWANG, SCI, SCP, SDC, SEAFCO, SECURE, SEI, SGF, SHANG, SIAM, SICT, SIMAT, SK, SKN, SLP, SMART, SMT, SO, SOLAR, SONIC, SPA, SPCG, SPG, SPTX, SPVI, SQ, SR, SRS, STANLY, STC, STECH, STECON, STELLA, STI, STP, STPI, STX, SUC, SUPER, SUTHA, SVR, SWC, SYNEX, TAN, TAPAC, TC, TCC, TCJ, TCOAT, TEAM, TEKA, TERA, TGPRO, TH, THANA, THE, THG, THMUI, TIGER, TIPAK, TITLE, TK, TKC, TLI, TM, TMW, TNDT, TNH, TNPC, TOA, TPCH, TPIPL, TPIPP, TPL, TPOLY, TPP, TQR, TRC, TRITN, TRP, TRUBB, TRV, TSC, TSE, TSR, TTI, TTT, TTW, TVH, TVT, TWP, TWZ, TYCN, UAC, UBA, UMI, UMS, UNIQ, UNIX, UPOIC, UTP, UVAN, VPO, VRANDA, VS, WARRIX, WASH, WAVE, WFX, WINDOW, WINMED, WINNER, WORK, WSOL, XBIO, XPG, XYZ, YGG, YONG, ZAA

Explanations

Companies participating in Thailand's Private Sector Collective Action Coalition Against Corruption programme (Thai CAC) under Thai Institute of Directors are categorised into: companies that have declared their intention to join CAC, and companies certified by CAC.