Daily Report

Sawasdee Thai Market

Thursday, November 12, 2026

Market today

Expect a sideways up

The SET is expected to trade sideways-up, with electronics stocks gaining support from rising global tech equities. However, oil prices remain volatile due to ongoing nuclear disputes between Iran and the US, while the semi-annual MSCI Rebalance (effective December 1) features no Thai stocks added to or removed from the Global Standard index, leaving minimal impact on fund flows into the Thai market. Technically, the index is hovering just above the 1500 level, keeping the recovery within a limited range.

Today's highlights

- Russia announced the upcoming APEC meeting on Nov 18–19 will include an agenda for negotiations between the leaders of Russia, Ukraine, and the US to seek a preliminary resolution to the conflict. OPEC+ report showing Oct oil production increased by 2.04 million bbl/day from Sep or 97% of Feb's level, negative for energy stocks (PTTEP) but positive for SPP power producers (BGRIM, GPSC).
- BOI and GWM, hosted the "GWM Sourcing Day" event to match business negotiations, increasing the proportion of local content to replace imports and integrating Thai manufacturers into the global supply chain, to drive domestic parts utilization to 45–52% by 2027, positive for automotive stocks (AH, SAT, STANLY).
- The government is scheduled to welcome the official visit of Chinese Premier Li Qiang on Nov 13, reaffirming bilateral ties and advancing cooperation in trade, investment, and infrastructure, positive for tourism (AOT, CENTEL, ERW) and industrial estates stocks (WHA, AMATA).
- The Minister of Finance revealed the government will prioritize investment-led growth over short-term consumption stimulus. Net FDI maintained 27–28%YoY growth for three consecutive quarters, aligning with industrial estate vacancy rates declined to 5.49% while selling prices surged to Bt8.65mn/rai, underscoring demand from Data Centers, positive for industrial estates (WHA, AMATA) and utilities (GULF, GPSC, BGRIM, GUNKUL, WHAUP).
- The Minister of Foreign Affairs announced trade negotiations with the US have reached a core agreement and details will be submitted for parliamentary review, with leaders potentially signing at the ASEAN and APEC summits, positive sentiment for Thailand's export sector (TU, ITC, DELTA, HANA, KCE).

Strategy today

In the near term, we see scope for a technical rebound in the SET after the index's sharp decline on concerns that the Democrats could push for tighter regulation of the technology and AI industries. The US midterm outcome of a divided government, however, helps ease concerns over extreme policy measures and geopolitical issues, significantly reducing risks to global oil prices and pressure from tighter monetary policy. On the domestic front, the market is expected to focus on the final stretch of 3Q26 earnings from Real Sector stocks, which will influence market earnings revisions — better-than-expected results would help support recovery momentum. The investment strategy is therefore "Selective Buy".

Support - Resistance: 1490/1485 – 1510/1515

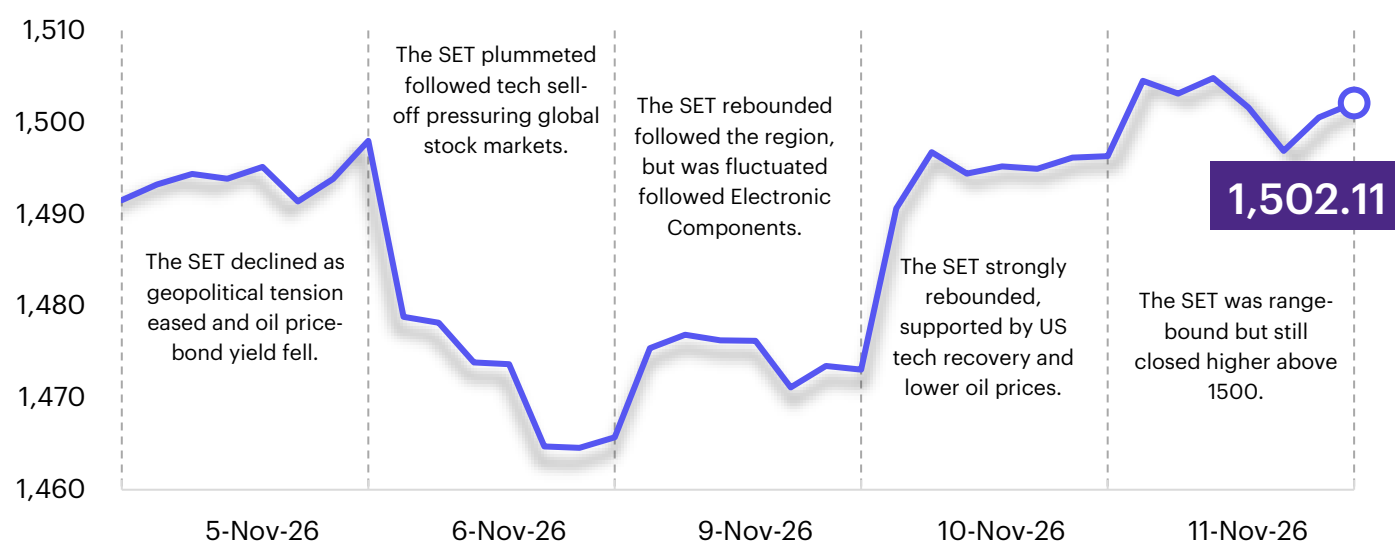

Trading today

We view the SET as having scope for a technical rebound after a sharp decline on concerns over US technology policy. A divided government outcome, however, helps ease the risk of extreme policy measures and geopolitical issues. On the domestic front, attention turns to 3Q26 earnings, where better-than-expected results would help support recovery momentum. Our investment strategy is therefore "Selective Buy" across 4 themes with specific positives as follows:

1. Earnings momentum & laggard plays — Short-term speculation on stocks expected to report YoY earnings growth in 3Q26, with share prices still lagging for a high margin of safety, and strong financial positions. Our Outperform picks are: AOT, AP, BCH, **BDMS, BJC, ERW.**
2. Geopolitical & yield relief plays — Stocks expected to benefit from eased geopolitical concerns, which would slow crude oil prices and support lower bond yields, while also reviving travel and tourism activity from the Middle East: airlines (AAV, THAI), SPP power plants (**GPSC, BGRIM**), healthcare (BH, BDMS), tourism (AOT, MINT, **ERW**), and finance (MTC, SAWAD, TIDLOR).
3. FDI & tech-infrastructure plays — Stocks set to benefit from the accelerating domestic investment cycle and the government's clean energy restructuring plan, as well as speculation on the cabinet's upcoming consideration of data center regulatory criteria: industrial estates (**WHA, AMATA**) and renewable energy (GULF, **GPSC,** GUNKUL).
4. Quality dividend plays — Capturing year-end tax-saving fund inflows (TESG, RMF) that gradually accumulate fundamentally sound stocks during Nov–Dec, focusing on high-quality dividend stocks with stable earnings, consistent cash flow, and an attractive expected Dividend Yield of above 5% p.a.: BBL, KTB, **KKP,** HMPRO, AP, **SCCC,** PTT, FTREIT, LHSC.

Daily Top Picks

CPALL: Supported by declining domestic retail energy prices and the entry into the tourism season, which is bolstering consumer spending. Meanwhile, 3Q26 core profit came in higher than expected, reflecting a robust CVS business, with continued growth anticipated in 4Q26F alongside a recovery in CPAXT's operating results. Short-term TP is Bt48.25.

HANA: Supported by 3Q26 net profit coming in significantly above market consensus, driven by higher sales of AI-related products, a gross profit margin reaching a 9-quarter high, and foreign exchange gains. Earnings growth momentum is projected to continue into 4Q26F and over the next 2–3 years, backed by strong AI demand. Short-term TP is Bt41.00.

innovestX
บริษัทหลักทรัพย์ในกลุ่ม SCBX

Daily Report

Sawasdee Thai Market

Thursday, November 12, 2026

Today's reports

CPALL (Conviction List) – Earnings momentum is back
PR9 (Conviction List) – 3Q26: Stronger earnings as expected
AH – 3Q26: Stronger than estimate
BAM – Expect a big jump in 4Q26F cash collection
BTG – 3Q26: Slightly above estimates on solid revenue
PTTGC – 3Q26: Earnings beat; forecasts raised
QH – 3Q26: Net profit down YoY and QoQ

What to watch

Date	Event
9 Nov	**Economic release: CN** – CPI and PPI, Oct **US** – Wholesale Inventories, Sep (final)
10 Nov	**Economic release: JP** – Current Account Balance and Trade Balance on a Balance-of-Payments Basis, Sep **CN** – Exports, Imports, and Trade Balance, Oct **US** – CPI and Core CPI, Oct
11 Nov	**Economic release: JP** – Machine Tool Orders, Oct (preliminary) **US** – Weekly MBA Mortgage Applications
12 Nov	**Economic release: JP** – PPI, Oct **US** – Existing Home Sales, Oct; Weekly Initial and Continuing Jobless Claims
13 Nov	**Economic release: EU** – GDP, Q3 (second estimate); Trade Balance, Sep **US** – PPI, Oct

SET Index movement

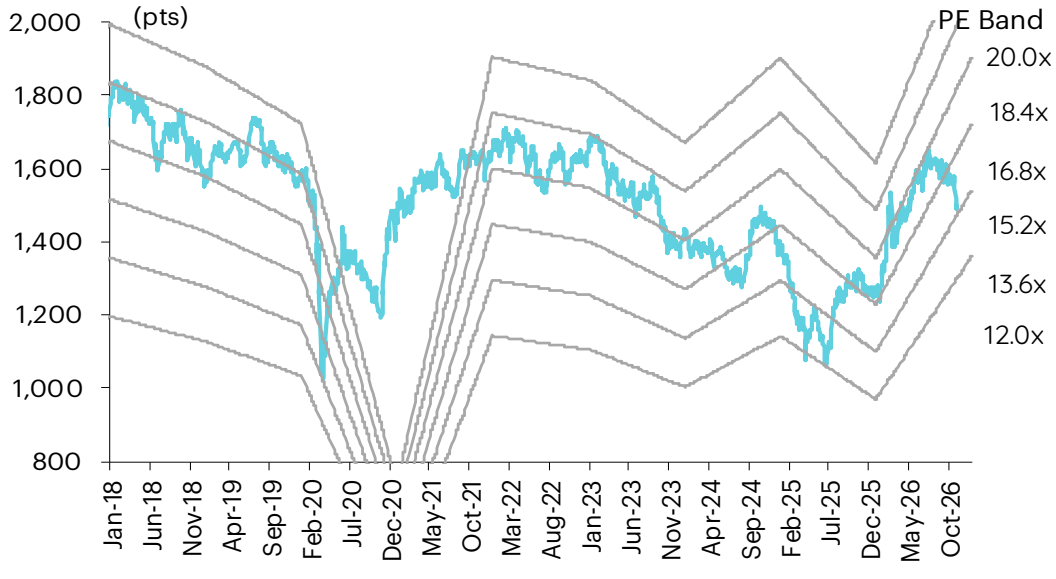

SET Index series

Index	11 Nov (pts)	Chg (pts)	Chg (%)	Value (Btmn)
SET	1,502.11	5.80	0.39	56,793.19
SET50	1,019.46	4.63	0.46	38,754.06
SET100	2,198.56	9.20	0.42	48,465.23
sSET	636.37	2.45	0.39	1,210.35
SETCLMV	795.25	2.25	0.28	25,814.75
SETHD	1,488.40	5.99	0.40	15,649.00
SETESG	993.01	3.15	0.32	41,290.09
SETWB	650.94	(0.38)	(0.06)	8,583.25
mai	213.79	0.62	0.29	225.60

Trading summary by investor type

(Btmn)	11 Nov	WTD	MTD	YTD
Foreign				
Net	(713)	(2,532)	(7,530)	10,983
Breakdown (%)	57.59	57.59	57.31	54.84
Institution				
Net	1,395	4,813	6,585	(74,346)
Breakdown (%)	6.56	7.29	7.30	7.57
PropTrade				
Net	(493)	(1,223)	(6,761)	(3,675)
Breakdown (%)	7.45	6.82	7.07	7.02
Individual				
Net	(189)	(1,059)	7,705	67,038
Breakdown (%)	28.41	28.29	28.32	30.56

S50 futures trading by foreign investors

(Contract)	11-Nov	WTD	MTD	YTD
Foreign	7,515	22,193	(16,459)	(41,068)
Institution	1,503	(1,945)	20,423	27,365
Customer	(9,018)	(20,248)	(3,964)	13,703

Bond trading by foreign investors

(Btmn)	11-Nov	WTD	MTD	YTD
Buy	13,485	24,612	75,474	998,622
Sell	4,268	7,232	55,606	938,013
Net	9,217	17,381	19,868	60,610

Market update

Global market movement

	11-Nov	Index	Performance (%) Chg (pts)	1D	WTD	MTD	YTD	PE (x) 26F	27F	EPS gth (%) 26F	27F	PBV (x) 26F	27F	ROE (%) 26F	27F
S&P 500		7,619	98.45	1.3	3.3	0.5	11.3	20.6	18.0	38.2	14.8	5.1	4.4	23.0	23.5
Euro Stoxx 600		663	4.73	0.7	2.3	2.5	12.0	15.4	14.3	19.7	8.3	2.3	2.2	14.4	14.9
Nikkei 225		61,249	789.01	1.3	6.6	(3.2)	21.7	20.9	18.1	31.7	15.4	2.6	2.5	12.4	13.5
Hang Seng		24,316	(241.12)	(1.0)	(0.7)	4.4	(5.1)	11.1	10.0	1.2	12.0	1.2	1.1	10.4	10.9
MSCI Asia x J		1,019	0.00	0.0	3.3	(1.9)	11.6	10.6	8.0	78.0	32.2	2.0	1.7	18.6	20.9
Philippines		5,693	(22.95)	(0.4)	(1.2)	0.2	(5.9)	8.9	8.2	2.9	8.6	1.1	1.0	12.0	12.0
Indonesia		5,115	(10.69)	(0.2)	1.3	1.1	(40.8)	8.1	7.2	51.0	12.5	1.1	1.0	14.1	14.4
Malaysia		1,595	(8.88)	(0.6)	(1.3)	(1.3)	(5.1)	14.3	13.4	7.2	7.2	1.4	1.4	10.1	10.4
Thailand		1,502	5.80	0.4	2.5	(1.1)	19.2	13.3	12.8	39.5	4.2	1.5	1.4	11.1	10.8
Asean 4 - simple avg.				**(0.2)**	**0.3**	**(0.2)**	**(8.1)**	**11.2**	**10.4**	**25.2**	**8.1**	**1.3**	**1.2**	**11.8**	**11.9**
China		3,681	16.92	0.5	0.9	2.3	(7.3)	13.6	11.7	22.1	16.0	1.4	1.2	10.2	10.8
India		81,879	772.75	1.0	1.1	10.0	(3.9)	20.9	18.1	(0.2)	15.3	3.0	2.7	14.2	14.6
Singapore		5,290	31.07	0.6	2.1	(1.6)	13.8	16.1	14.9	4.3	8.0	1.7	1.6	10.6	11.0
Taiwan		44,257	1,545.23	3.6	11.5	(2.1)	52.8	19.2	14.5	84.9	31.9	4.3	3.6	22.7	27.3
Korea		5,375	136.23	2.6	6.2	(6.2)	27.6	5.2	3.6	313.2	44.7	1.3	1.1	25.6	29.2
Others				**1.6**	**4.4**	**0.5**	**16.6**	**15.0**	**12.6**	**84.9**	**23.2**	**2.3**	**2.0**	**16.7**	**18.6**

Regional sector movement

	Price performance (%) * 11-Nov	WoW	MoM	YTD
Banking	0.16	2.05	(2.56)	4.51
Chemicals	1.22	1.52	(6.57)	0.30
Construction Mat.	0.43	1.71	(3.58)	(7.76)
Consumer Products	0.14	0.42	(3.71)	(16.90)
Health Care	0.13	0.92	(3.17)	(7.88)
Oil & Gas Supply Chain	0.73	(0.64)	(5.36)	3.24
Real Estate	(0.18)	0.69	(5.02)	16.86
Retail - Consumer Staples	0.14	0.42	(3.71)	(16.90)
Telecommunications	0.76	1.82	(3.99)	(7.96)
Transportation	0.53	1.71	(2.86)	(10.17)

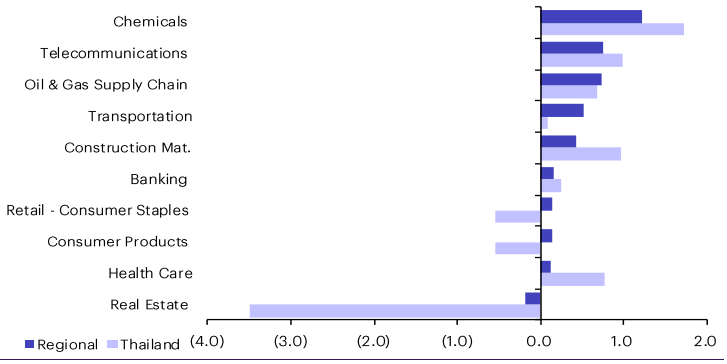

** Regional sector price performances (%) are based on US$ and Thai sector price performances (%) are based on baht*

Thailand sector movement

	Price performance (%) 11-Nov	WoW	MTD	YTD
Banking	0.26	(0.22)	(1.36)	27.59
Commerce	(0.39)	2.16	2.96	16.07
Construction Materials	0.97	(1.01)	(3.30)	24.70
Energy & Utilities	0.47	(0.75)	(3.71)	31.18
Food & Beverage	0.18	0.61	2.40	8.93
Health Care	0.77	1.18	1.31	7.32
ICT	0.99	1.32	1.55	9.29
Petrochemicals	1.74	(6.84)	(9.37)	63.11
Property	(0.53)	1.80	3.02	19.11
Transportation	0.09	0.78	1.61	9.01
SET	0.39	0.00	(1.09)	19.25
SET50	0.46	(0.10)	(1.37)	21.99
MAI	0.29	0.50	(0.14)	(1.50)

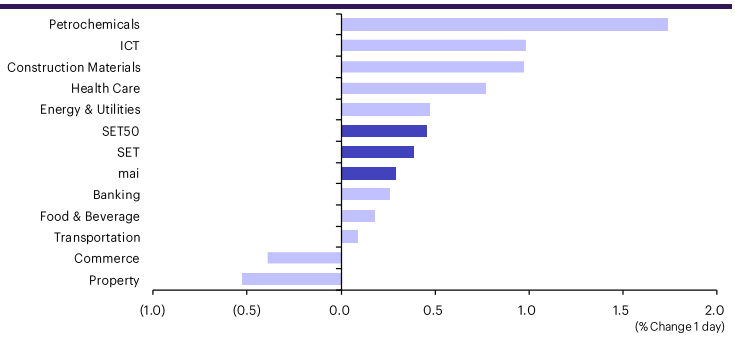

10 Most active stocks by value

Stock	Price (Bt)	Value (Btmn)	Chg (%)
DELTA	194.50	3,351	0.78
PTT	38.25	2,781	0.66
ADVANC	344.00	2,304	1.78
KCE	59.25	2,200	3.04
GULF	63.25	2,142	0.00
SCB	153.00	1,931	1.32
KTB	42.25	1,918	0.60
TRUE	13.10	1,820	0.00
CPALL	47.00	1,472	(0.53)
HANA	39.75	1,432	5.30

Top 10 gainers

Stock	Price (Bt)	Value (Btmn)	Chg (%)
TGPRO	0.04	0.03	33.33
A	1.39	0.00	29.91
PRIME	0.05	0.00	25.00
SLP	0.50	4.88	21.95
THG	7.75	67.35	13.97
GJS	0.10	0.31	11.11
SUPER	0.13	2.06	8.33
TCC	0.27	0.06	8.00
S11	4.86	2.79	8.00
DCON	0.15	0.00	7.14

Top 10 losers

Stock	Price (Bt)	Value (Btmn)	Chg (%)
KC	0.01	0.00	(50.00)
EMC	0.01	0.02	(50.00)
GEL	0.03	0.00	(25.00)
TFI	0.04	0.00	(20.00)
BCP-F	45.25	0.20	(15.42)
OHTL	266.00	0.91	(9.83)
NCAP	3.24	95.01	(8.99)
J	0.68	0.41	(8.11)
SCM	0.12	0.15	(7.69)
THANI	2.18	142.45	(7.63)

Fund flow monitor

Regional foreign fund flows to equity

(US$ Mn)	Thailand	Indonesia	Philippines	Malaysia	Vietnam	India	Taiwan	South Korea	Japan
Daily									
11-Nov-26	(21)	(1)	1	(5)	4		(90)	402	
10-Nov-26	20	9	(3)	(45)	18		(1,006)	221	
9-Nov-26	(75)	5	(4)		(31)	741	(2,812)	(435)	
6-Nov-26	(143)	18	16	10	14	1,569	(2,341)	(2,043)	
5-Nov-26	1	(4)	9	14	(9)	1,724	(3,064)	(2,535)	
Weekly									
WTD	(76)	14	(6)	(51)	(9)	741	(3,908)	188	0
6-Nov-26	(149)	(9)	28	94	(33)	5,215	(15,699)	(7,889)	0
30-Oct-26	14	(168)	(5)	79	(104)	1,618	(5,246)	(389)	7,168
23-Oct-26	89	(370)	(144)	(74)	(38)	387	(7,591)	(1,045)	7,528
16-Oct-26	114	(176)	(23)	(66)	(111)	(216)	(18,897)	(8,329)	(421)
Monthly									
MTD	(225)	5	22	43	(42)	5,957	(19,607)	(7,701)	0
Oct-26	(197)	(936)	(236)	(211)	(915)	(2,169)	(31,784)	(14,576)	50,405
Sep-26	(781)	(574)	(134)	(416)	(184)	(4,143)	(2,333)	(16,984)	(7,722)
Aug-26	(746)	68	(223)	(486)	(67)	2,394	9,058	(8,638)	(3,020)
YTD	392	(5,597)	(749)	(1,695)	(4,592)	(24,473)	(88,313)	(148,959)	99,729

Thailand daily foreign net flows

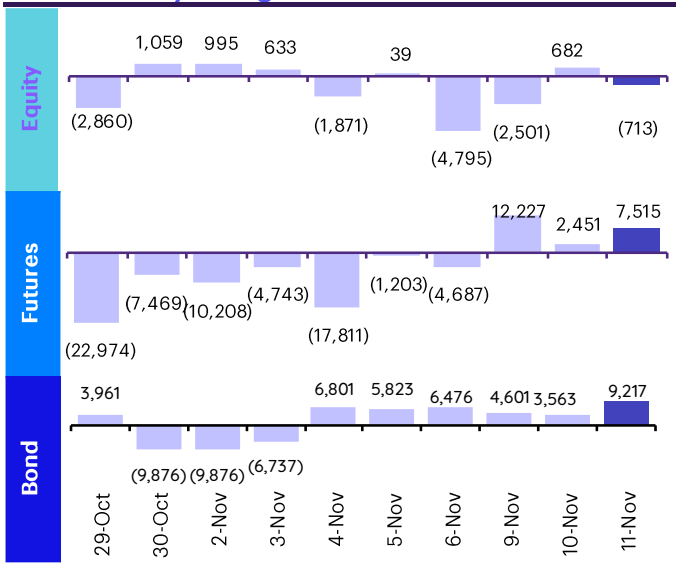

	Equity (Btmn)	SET50 futures (Contract)	SET50 futures (Btmn)*	Bond (Btmn)
Daily				
11-Nov-26	(713)	7,515	1,531	9,217
Weekly				
WTD	**(2,532)**	**22,193**	**4,485**	**17,381**
6-Nov-26	(4,998)	(38,652)	(7,871)	2,487
30-Oct-26	460	(23,961)	(4,958)	(2,184)
22-Oct-26	3,014	4,641	1,025	9,805
15-Oct-26	3,846	9,326	1,962	5,791
Monthly				
MTD	**(7,530)**	**(16,459)**	**(3,386)**	**19,868**
Oct-26	(6,597)	(1,065)	(88)	18,221
Sep-26	(26,259)	(56,514)	(11,786)	(21,185)
Aug-26	(24,565)	(38,457)	(8,160)	(3,805)
Quarterly				
QTD	**(14,127)**	**(17,524)**	**(3,474)**	**38,089**
3Q26	(2,063)	(140,060)	(29,428)	(33,249)
2Q26	7,987	87,213	18,149	29,953
1Q26	19,187	29,303	4,731	25,817
4Q25	(10,823)	50,038	8,551	61,667
YTD	**10,983**	**(41,068)**	**(10,021)**	**60,610**
2025	(107,060)	85,442	12,090	128,884
2024	(147,940)	(73,153)	(13,366)	(26,548)

Foreign net flow and SET movement

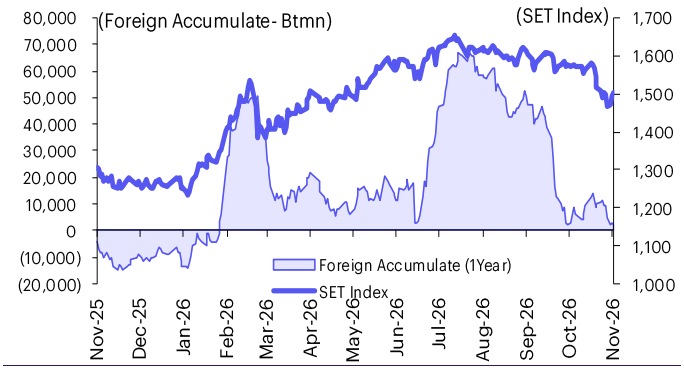

SET50 and its foreign ownership (excluding NVDR)

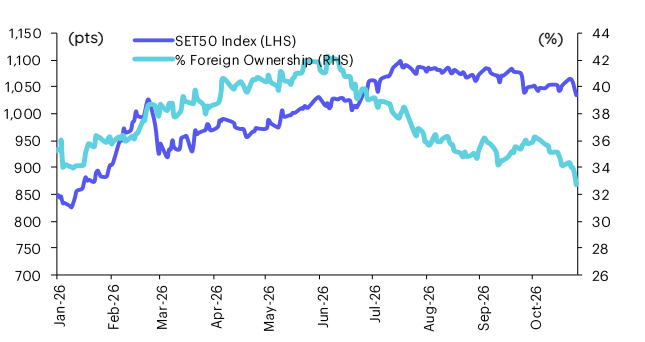

Foreign buy/sell activity monitor

Most foreign holding value change

	Fgn hld (%)	Δ Fgn (M.shares)	Buy* (Btmn)
DELTA	92.18	3.18	618
ADVANC	37.71	1.18	404
BH	32.74	1.02	202
CPN	19.49	2.68	179
MINT	29.28	6.42	139
AOT	6.09	1.89	116
BCP	19.68	2.49	112
CPALL	23.94	2.35	110
GULF	38.85	1.48	93
OSP	20.42	3.37	67

	Fgn hld (%)	Δ Fgn (M.shares)	Sell* (Btmn)
TRUE	26.27	(14.48)	(190)
HMPRO	4.15	(17.37)	(108)
PTT	9.46	(2.53)	(97)
KTB	11.12	(1.46)	(62)
HANA	41.23	(0.64)	(26)
SCB	14.00	(0.15)	(23)
TISCO	27.66	(0.16)	(20)
IRPC	8.13	(6.61)	(17)
TTB	20.06	(4.99)	(13)
PLANB	5.59	(1.43)	(13)

Top-5 NVDR net buy/sell

	Buy* (Btmn)
SCB	559
ADVANC	382
BBL	225
KTB	185
GULF	172
STECON	172
TRUE	151
BH	132
CPN	107
HMPRO	87

	Sell* (Btmn)
DELTA	(285)
PTTGC	(186)
SCC	(141)
AMATA	(129)
TIDLOR	(104)
PTT	(96)
STA	(91)
MTC	(84)
KKP	(82)
TCAP	(75)

** InnovestX Investment Strategy & Research estimates*

Multi-asset price update

Key indicator update

	Close	11-Nov	WoW	MoM	YoY	YTD
Financial market condition						
VIX Index	17.49	-10.12	5.30	14.99	1.22	16.99
Europe CDS (bps)	58.93	-1.31	-2.80	-4.27	4.43	8.40
LIBOR OIS Spread (bps)	0.72	-0.65	-9.72	-11.19	-37.97	-53.47
TED Spread (bps)	0.64	0.00	-9.24	-6.91	-38.45	-58.66
Exchange rate						
Dollar Index	102.90	0.64	1.35	0.32	3.45	4.70
USD/THB	33.76	0.48	0.48	0.48	4.20	7.11
EUR/USD	1.11	-0.66	-1.21	-0.57	-4.26	-5.58
USD/JPY	159.70	0.60	0.84	0.68	3.61	2.17
Bond: (Change in basis points)						
TH Gov Bond 2Y	0.01	0.88	-5.28	-15.86	-22.97	4.83
TH Gov Bond 10Y	0.02	3.94	-10.96	-33.60	22.29	37.52
US Gov Bond 2Y	0.05	1.10	21.25	1.42	121.22	131.73
US Gov Bond 10Y	0.05	-1.25	14.68	-20.19	90.47	84.03
Commodities						
CRB Index	133.88	0.79	-0.31	-7.38	21.68	22.05
Gold (US$/oz)	3986.60	-1.13	-1.81	-4.43	-3.40	-7.68
Gross Refining Margin (US$/bbl)	7.21	0.00	0.28	0.28	100.84	12.48
Dubai Crude (US$/bbl)	92.16	0.50	-2.30	16.28	39.72	48.56
NYMEX Crude (US$/bbl)	86.53	0.57	-1.80	-7.69	41.76	50.70
Baltic Dry Index (pts)	2959.00	3.39	9.84	3.75	42.81	57.65

Thai and US 10-year government bond yield

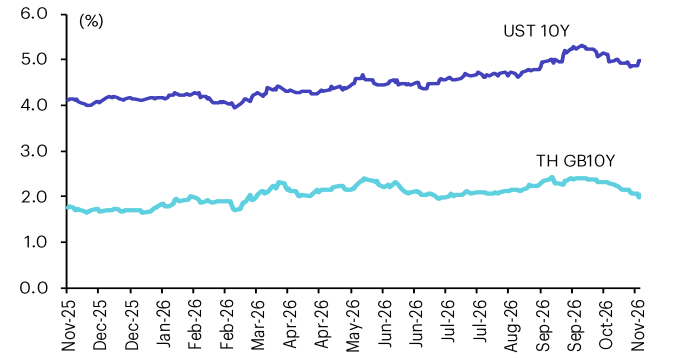

Thai and US 10-year government bond spread

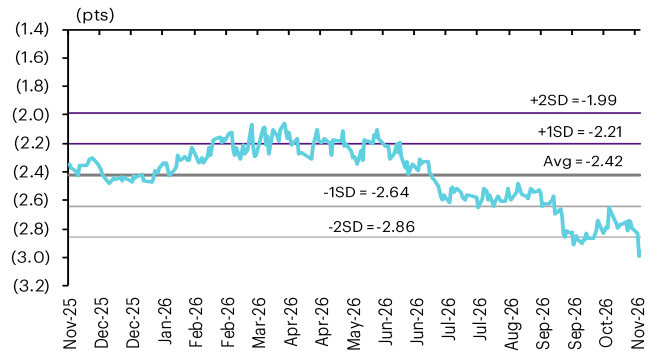

THB/USD exchange rate

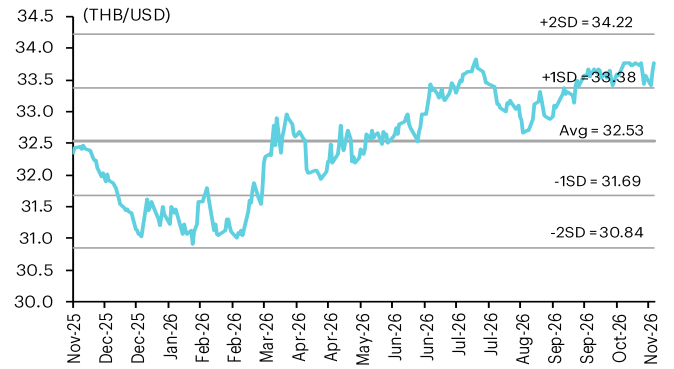

Regional foreign exchange rate spot return

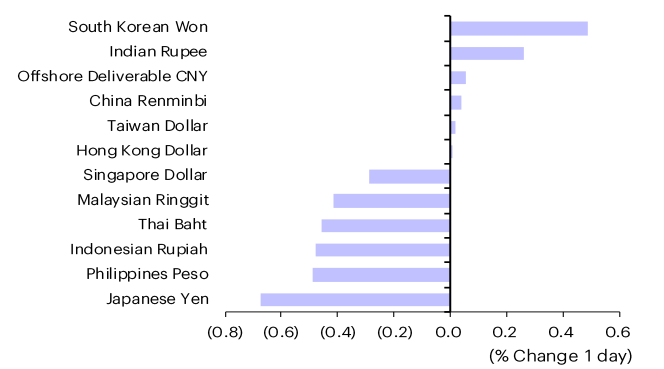

Gold

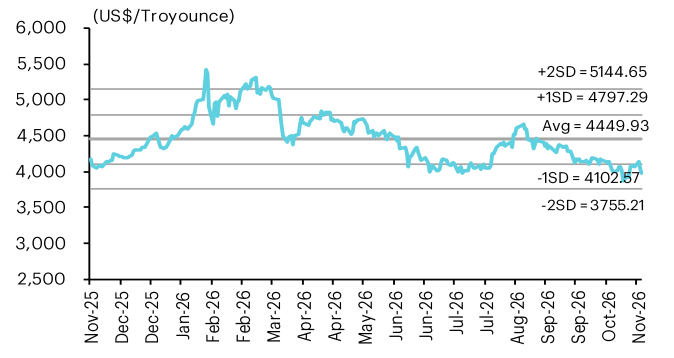

Brent crude

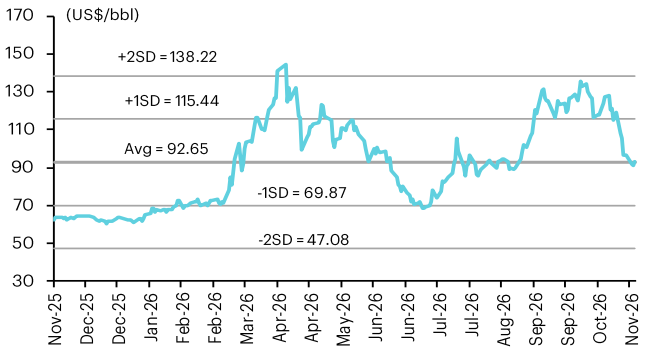

Source: Bloomberg Financial L.P., TQ Professional, BANPU, BOT, InnovestX Investment Strategy & Research

Short sales as of November 11, 2026

	Volume (Shares)	Turnover (Bt)	Average price (Bt)	Short sale volume comparing with main board
SMIC01	978,566	2,857,413	2.92	42.76
BAM	7,342,000	46,831,755	6.38	23.25
DOHOME	702,200	2,429,612	3.46	13.94
AWC	11,288,100	35,856,554	3.18	13.74
IRPC	7,979,300	20,216,366	2.53	12.81
MOSHI	34,500	1,254,375	36.36	12.76
BCH	482,800	5,310,800	11.00	12.07
SPALI	691,200	10,731,260	15.53	11.96
BANPU	1,243,600	17,467,630	14.05	11.82
MINT	2,639,300	57,527,770	21.80	11.34
BLA	186,200	4,175,890	22.43	10.91
CKP	250,900	576,660	2.30	8.94
SPRC	1,917,300	26,082,160	13.60	8.77
KTC	741,000	26,178,775	35.33	8.70
SCCC	3,900	593,000	152.05	8.67
TFG	1,393,800	13,511,920	9.69	8.42
NDX01	140,600	3,472,820	24.70	8.24
CPF	1,695,300	34,020,750	20.07	7.95
AMATA	1,209,300	34,259,825	28.33	7.78
PTTGC	2,457,000	101,604,225	41.35	7.71
SCC	420,700	100,983,400	240.04	7.65
STGT	165,700	1,526,455	9.21	7.57
SIRI	2,163,100	3,071,602	1.42	7.21
SCB	871,600	133,371,000	153.02	6.90
TLI	233,900	2,666,460	11.40	6.45
MTC	1,540,000	46,040,975	29.90	6.37
QH	1,216,600	1,677,794	1.38	6.24
WHAUP	713,700	5,201,485	7.29	5.79
CENTEL	166,300	7,330,450	44.08	5.71
TCAP	271,100	20,176,525	74.42	5.63
GFPT	61,900	598,330	9.67	5.45
BTS	1,681,700	3,147,080	1.87	5.26
TU	922,000	12,189,650	13.22	5.23
BH	164,400	32,576,200	198.15	5.02
STA	906,100	17,277,010	19.07	4.99
AP	279,300	2,240,980	8.02	4.90
TIDLOR	1,111,500	18,265,550	16.43	4.86
EGCO	43,800	5,861,350	133.82	4.77
VRT01	201,090	530,878	2.64	4.67
CRC	295,400	9,231,250	31.25	4.48
ICHI	136,400	1,950,520	14.30	4.45
TASCO	198,500	3,323,790	16.74	4.41
AAV	763,200	600,361	0.79	4.22
PTG	96,800	711,480	7.35	4.20
PTTEP	357,600	51,243,350	143.30	4.11
ERW	379,900	1,408,062	3.71	4.10
ASML01	20,073	883,212	44.00	4.09
TKN	21,600	101,876	4.72	4.02
EA	1,984,900	4,806,172	2.42	3.99
TOP	949,600	55,968,025	58.94	3.99
DELTA	666,200	128,162,250	192.38	3.81
GUNKUL	2,604,600	13,058,395	5.01	3.76
SCGP	218,500	5,932,225	27.15	3.72
ITD	230,600	78,404	0.34	3.68
MEGA	26,900	952,675	35.42	3.66
TPIPP	153,100	236,818	1.55	3.64
GLOBAL	628,500	4,468,615	7.11	3.53
THAI	970,200	5,045,040	5.20	3.11
BCPG	162,600	1,105,680	6.80	3.01
RATCH	97,600	3,586,800	36.75	2.97
MBK	169,900	3,459,980	20.36	2.73
AURA	115,200	1,592,360	13.82	2.70
PSL	189,000	1,604,645	8.49	2.66
NER	83,000	378,480	4.56	2.58
JMT	211,500	2,218,640	10.49	2.55
WHA	3,875,200	19,960,765	5.15	2.50
ADVANC	170,500	58,529,200	343.28	2.48
CPALL	735,100	34,458,750	46.88	2.33
OR	191,400	2,392,500	12.50	2.22
TISCO	36,100	4,523,100	125.29	2.21
EPG	246,300	1,390,740	5.65	2.19
M	5,200	104,000	20.00	2.17

	Volume (Shares)	Turnover (Bt)	Average price (Bt)	Short sale volume comparing with main board
CPN	202,500	13,453,200	66.44	2.09
KCE	790,700	46,143,950	58.36	2.09
GULF	680,400	42,959,550	63.14	2.01
BAY	7,100	278,675	39.25	1.97
TTA	12,300	57,522	4.68	1.91
VGI	3,429,000	3,291,089	0.96	1.90
COM7	203,200	6,553,200	32.25	1.88
PRM	65,300	556,625	8.52	1.88
TOA	23,900	373,820	15.64	1.88
BTG	141,800	3,137,180	22.12	1.87
AOT	228,800	14,054,600	61.43	1.86
BDMS	811,600	16,232,000	20.00	1.85
JAS	261,100	172,344	0.66	1.83
ITC	95,000	1,650,820	17.38	1.82
CBG	75,400	4,270,775	56.64	1.80
PTT	1,302,500	50,095,675	38.46	1.80
CCET	885,200	6,792,740	7.67	1.69
CHG	261,500	413,355	1.58	1.64
SJWD	43,000	475,790	11.06	1.58
IVL	289,200	6,555,350	22.67	1.43
BBL	75,400	13,723,850	182.01	1.27
HMPRO	1,155,300	7,199,100	6.23	1.24
OSP	157,500	3,118,340	19.80	1.15
STPI	168,000	948,240	5.64	1.14
SAWAD	129,900	2,925,040	22.52	1.13
BGRIM	253,300	5,817,810	22.97	0.98
LH	97,900	342,746	3.50	0.97
HANA	333,400	13,168,750	39.50	0.92
PLANB	88,000	774,420	8.80	0.92
MAJOR	33,400	291,515	8.73	0.84
BEM	139,900	867,380	6.20	0.76
KKP	38,900	4,432,950	113.96	0.74
KBANK	41,600	10,187,100	244.88	0.73
JMART	41,700	421,170	10.10	0.58
LRCX01	3,000	9,780	3.26	0.57
THANI	313,800	699,620	2.23	0.49
BJC	14,500	288,610	19.90	0.42
MRDIYT	21,300	185,785	8.72	0.42
KTB	190,900	8,160,975	42.75	0.37
SPCG	7,800	83,460	10.70	0.35
BLAND	82,700	40,523	0.49	0.29
STECON	110,000	2,025,000	18.41	0.29
GST	1,700	15,045	8.85	0.24
CATL01	4,582	17,412	3.80	0.15

Source: SET, InnovestX Investment Strategy & Research

Director trade

Director trade as reported on November 11, 2026

Company	Name of Director	Product	Transaction date	Amount (Shares)	Average Price (Bt)	Amount (Bt)	Buy/Sell
ADB	Mr Wei-kai Wang	Warrant	11-11-26	1,400,000	0.11	154,000	Purchase
ASW	Mr KROMCHET VIPANPONG	Common Share	10-11-26	16,800	7.35	123,480	Purchase
ASW	Mr NUTHAPON LUCKKANALAWAN	Common Share	10-11-26	595,912	7.60	4,528,931	Purchase
CPN	Mr WUTTIKIAT TECHAMONGKLAPIWAT	Common Share	11-11-26	31,500	67.20	2,116,800	Sale
CSR	Mr SUKUMA JAYANANDA	Common Share	06-11-26	100	82.75	8,275	Purchase
CSR	Mr SUKUMA JAYANANDA	Common Share	06-11-26	4,000	83.00	332,000	Purchase
CSR	Mr SUKUMA JAYANANDA	Common Share	06-11-26	200	83.50	16,700	Purchase
CSR	Mr SUKUMA JAYANANDA	Common Share	06-11-26	100	84.50	8,450	Purchase
CSR	Mr SUKUMA JAYANANDA	Common Share	06-11-26	5,000	85.00	425,000	Purchase
EP	Mr YUTH CHINSUPAKUL	Common Share	10-11-26	178,200	1.02	181,764	Purchase
NTF	Mr APICHET PAIBOONPAN	Common Share	06-11-26	10,000	12.30	123,000	Purchase
PROEN	Mr KITTIPAN SRI-BUA-IAM	Common Share	06-11-26	9,383,275	0.84	7,881,951	Purchase
SEAFCO	Mr NARONG THASNANIPAN	Common Share	10-11-26	154,900	2.88	446,112	Purchase
TITLE	Mr DARONG HUTAJUTA	Common Share	10-11-26	50,000	7.50	375,000	Purchase
TITLE	Mr KITJAPONG WATHISOONTHORN	Common Share	10-11-26	10,000	7.50	75,000	Purchase
TRUE	Mr Sigve Brekke	Common Share	06-11-26	1,000,000	13.00	13,000,000	Purchase
				Total	Purchase	27,679,663	
					Sale	2,116,800	
					Net	25,562,863	

Corporate calendar

November 2026

Monday	Tuesday	Wednesday	Thursday	Friday
9	**10**	**11**	**12**	**13**
XD LHSC Bt0.22 **PD** LRCX01 Bt0.0024 LRCX23 Bt0.003621 ORCL19 Bt0.0135 PWR03 Bt0.000281 ZJINNO80 Bt0.00514	**XD** ETN23 Bt0.015744 IBM03 Bt0.015078 IBM06 Bt0.01929 IBM23 Bt0.016059 LUXSHARE80 Bt0.00332 STANLY Bt10 VISA06 Bt0.00278 VISA80 Bt0.00327 **PD** DEYE80 Bt0.05708 LRCX80 Bt0.00893 MPWR23 Bt0.005707 TAIWANAI13 Bt0.11397764 TAIWANHD13 Bt0.59238414 **New warrant** ADB-W1	**XD** OHTL Bt8 VNM19 Bt0.325 **XR** SCM 1 : 3 @Bt0.15 **PD** HPE80 Bt0.00642 INETREIT Bt0.0675 PINGAN01 Bt0.0959 PINGAN80 Bt0.04138 **Share listing** ITTHI 344,000 Shares PROEN 13,358 Shares	**XD** AAPL01 Bt0.0054 AAPL03 Bt0.002416 AAPL19 Bt0.0051 AAPL80 Bt0.00907 MMM Bt0.04 TMILL Bt0.06 TSTE Bt0.08 **PD** CSCO06 Bt0.01478 OXY03 Bt0.007404	**XD** DBS19 Bt0.2107 GLW80 Bt0.00937 LLY23 Bt0.004956 LLY80 Bt0.0029 SBUX80 Bt0.01054 SGX19 Bt0.0305 TRUE Bt0.16 **PD** DOLLARG80 Bt0.01601 LRCX19 Bt0.0035 MAOGEP80 Bt0.02629
16	**17**	**18**	**19**	**20**
XD CEG23 Bt0.003053 DCC Bt0.02 DIF Bt0.2222 KLAC01 Bt0.0015 KLAC03 Bt0.002058 KLAC19 Bt0.0032 KLAC23 Bt0.006528 POPF Bt0.1655 **PD** JCI03 Bt0.003923 MONTAGE80 Bt0.00845 ORCL06 Bt0.00571 ORCL23 Bt0.007152	**XD** TAIWANAI13 Bt0.123492 **XR** BTW 2 : 3 @Bt0.05 **XW** BTW 1 : 12,100 BTW 2 : 1 **XB** BTW 25,200 : 1 **PD** LUXSHARE80 Bt0.00519 ORCL80 Bt0.01363	**XD** EXPE06 Bt0.00543 NTF Bt0.4 **XR** FORTH 34.475238 : 1 @Bt- **PD** ORCL01 Bt0.0085 PETROCN80 Bt0.11043	**XD** AMAT01 Bt0.0023 AMAT19 Bt0.0036 AMAT23 Bt0.007054 AMAT80 Bt0.00316 MSFT01 Bt0.0068 MSFT03 Bt0.005186 MSFT06 Bt0.00693 MSFT19 Bt0.0091 MSFT23 Bt0.006038 MSFT80 Bt0.01621 MTRN03 Bt0.00097 PSL Bt0.1 RCL Bt0.5 SPRIME Bt0.1 WHABT Bt0.13 WHART Bt0.193 **PD** BAREIT Bt0.2	**XD** AIMIRT Bt0.205 AMGN06 Bt0.01797 BLC Bt0.05 D Bt0.045 GUNKUL Bt0.02 INETREIT Bt0.0675 SIRIPRT Bt0.08 WHAIR Bt0.2634 **PD** DELL19 Bt0.0172 HANSOH19 Bt0.047 JEPI19 Bt0.0324 JPMUS06 Bt0.01547 JPMUS19 Bt0.0925 MICRON19 Bt0.0028 MICRON23 Bt0.000855 MRVL06 Bt0.00171 MRVL23 Bt0.001425 PCC Bt0.09
23	**24**	**25**	**26**	**27**
XD GGC Bt0.25 HYDROGEN Bt0.15 ICN Bt0.15 ISSARA Bt0.06 ITNS Bt0.1 KISS Bt0.07 MRDIYT Bt0.06 S11 Bt0.16 SPC Bt0.8 TER23 Bt0.001841 TER80 Bt0.00434 TRT Bt0.2 **PD** DELL23 Bt0.003592 MICRON01 Bt0.0014 MICRON80 Bt0.00409 MRVL80 Bt0.00163	**XD** AMARC Bt0.05 ANI Bt0.2 BGC Bt0.04 BOFFICE Bt0.0574 COSTCO80 Bt0.09994 FPT Bt0.35 JMART Bt0.21 JNJ03 Bt0.017933 KTBSTMR Bt0.1047 MEDEZE Bt0.08 PCE Bt0.07 WASH Bt0.0458 **PD** DELL80 Bt0.00343 FCX23 Bt0.005345	**XD** ASIA Bt0.089 MKSI03 Bt0.001333 NEM06 Bt0.00741 NEM23 Bt0.004632 TFG Bt0.1 TKN Bt0.09 TPRIME Bt0.1 **PD** MC Bt0.36 OHTL Bt8 STANLY Bt10	**XD** HANA Bt0.25 **PD** MICRON03 Bt0.001336 TMILL Bt0.06	**XD** FPTVN11 Bt0.02594 FPTVN19 Bt0.1302 LPGOLD13 Bt0.0867681 NEE80 Bt0.02085 **PD** ASML01 Bt0.0343 LHSC Bt0.22 MMM Bt0.04 TSTE Bt0.08

XD - Cash Dividend
XD(ST) - Stock Dividend
PD – Payment Date
XR - Rights for Common
XW - Rights for Warrant
XT - Rights for Transferable Subscription Right
XE - Warrant Exercise
CW - Capital write-down
SP - Suspension

Disclaimer

This document has been prepared by the research function of InnovestX Securities Company Limited (the "Company") solely for the purpose of providing general information to investors and shall not be construed as investment advice, an offer to purchase securities, an offer for sale of securities, or a solicitation of any person to subscribe for securities or enter into any securities-related transaction. The information contained herein is derived from publicly available sources generally accessible to investors. The Company makes no representation or warranty as to the accuracy, completeness or adequacy of such information. Any opinions, forecasts, projections, or estimates expressed in this document represent the views of the Company only as of the date appearing herein and are subject to change without notice to public or investors of any such changes.

The Company and The Siam Commercial Bank Public Company Limited ("SCB") are subsidiaries of SCB X Public Company Limited ("SCBX"), whereby SCBX is their major shareholder. Accordingly, the Company and SCB are under the same corporate group.

SCB is acting as Financial Advisor and Underwriter of Trust Units in connection with the initial public offering of units of AWC Lifestyle Property Real Estate Investment Trust. Notwithstanding the foregoing, the research function of the Company operates independently from the business unit providing financial advisory business of SCB and is not under control of such business unit in the preparation of this document.

Trading in futures and options involves a high degree of risk and may result in substantial losses. Accordingly, such products may not be suitable for all investors. Before making any investment decision involving futures and options, investors should carefully consider their financial condition, investment objectives, investment experience, and risk tolerance as it is possible that losses incurred may exceed the amount of the initial investment. Investors are advised to thoroughly review and understand the nature of the products, applicable terms and conditions, and all associated risks before investing. Investors should exercise independent judgment in making investment decisions and, in the event of any doubt, seek professional advice from an investment advisor.

Neither the Company, SCB, nor any of their respective affiliates, directors, executives, officers or employees shall be liable for any damage, loss, expense, or consequence, whether direct or indirect, arising from the use of, or reliance upon, any opinion, analysis, or information contained in this document, including, without limitation, any loss of profit or contractual loss. In addition, the Company, SCB, and/or their affiliates, as well as their respective directors, executives, employees, representatives, or related persons, may have interests in, or relationships with, the issuer referred to in this document or its related persons. Investors should therefore conduct their own independent assessment and exercise their own judgment before making any investment decision.

The Company reserves the right, at its sole discretion, to amend, modify, revise, supplement, or update any information contained in this document from time to time without prior notice.

This document is intended solely for the intended recipient(s). No person may reproduce, modify, distribute, publish, transmit, sell, copy, display, disclose, or otherwise exploit, whether in whole or in part, any information contained in this document for any purpose, including commercial purposes, without the Company's prior written consent.

© Copyright 2026 InnovestX Securities Co., Ltd. All right reserved.

CG Rating 2026 Companies with CG Rating

Companies with Excellent CG Scoring

A5, AAV, ACE, ACG, ADB, ADVANC, ADVICE, AE*, AEONTS, AF, AGE, AIRA, AJ, AKP, AKR, ALLA, ALT, AMA, AMARIN, AMATA, AMATAV, AOT, AP, ARIP, ASIAN, ASIMAR, ASK, ASP, ASW, AUCT, AURA, AWC, BA, BAFS, BAM, BANPU, BAY, BBGI, BBIK, BBL, BCH, BCP, BCPG, BDMS, BE8, BEM, BEYOND, BGC, BGRIM, BH, BIZ, BJC, BKIH, BLA, BLC, BOL, BPS, BRI, BRR, BTG, BTS, BWG, BYD, CBG, CENTEL, CFRESH, CGH, CHAO, CHASE, CHEWA, CHG, CIVIL, CK, CKP, CMC, COCOCO, COLOUR, COM7, CPALL, CPAXT, CPF, CPN, CRC, CREDIT, CSS, DCC, DDD, DELTA, DEMCO, DITTO, DMT, DOHOME, DRT, DUSIT, EA, EASTW, EGCO, EPG, ERW, ETC, ETE, EURO, FLOYD, FN, FPI, FPT, FTI, GABLE, GCAP, GEL, GFC, GFPT, GGC, GLOBAL, GPSC, GRAMMY, GST, GULF, GUNKUL, HANA, HARN, HENG, HTC, ICC, ICHI, IFS, III, ILINK, ILM, IMH, INET, INSURE, IP, IRC, IRPC, IT, ITC, IVL, J, JAS, JDF, JMART, JMT, JTS, KBANK, KCAR, KCC, KCE, KCG, KJL, KKP, KSL, KTB, KTC, LALIN, LEO, LH, LHFG, LIT, LOXLEY, LPN, LST, M, M-CHAI, MAJOR, MBK, MC, MCOT, MEDEZE, MEGA, METCO, MFC, MFEC, MGC, MINT, MITSIB, MODERN, MONO, MOONG, MOSHI, MRDIYT, MSC, MTC, MTI, NEO, NEP, NER, NOBLE, NPK, NRF*, NTF, NTV, NVD, NYT, OCC, ONEE, OR, ORI, ORN, OSP, PAP, PB, PCC, PCE, PCSGH, PDG, PDJ, PG, PHOL, PIMO, PIN, PIS, PL, PLANB, PLAT, PLUS, PM, PMC, PORT, PPP, PPS, PR9, PRG, PRI, PRM, PRTR, PSGC, PSH, PSL, PSP, PTC, PTG, PTT, PTTEP, PTTGC, Q-CON, QH, QLT, QTC, RABBIT, RATCH, RBF, RCL, ROCTEC, RPH, RS, RT, S, S&J, SA, SABINA, SAK, SAMART, SAMTEL, SAPPE, SAT, SAV, SAWAD, SC, SCAP, SCB, SCC, SCCC, SCG, SCGD, SCGP, SCI, SCM, SDC, SE, SEAFCO, SEAOIL, SECURE, SELIC, SENA, SENX, SGC, SGF, SGP, SHR, SICT, SIRI, SIS, SITHAI, SJWD, SKR, SKY, SMPC, SNC, SNNP, SNP, SO, SONIC, SPA, SPALI, SPC, SPCG, SPI, SPRC, SPVI, SR, SSF, SSP, SSSC, STA, STARM, STECON, STGT, STI, STPI, SUC, SUN, SUSCO, SUTHA, SVOA, SVT, SWC, SYMC, TACC, TASCO, TBN, TCAP, TCMC, TEAMG, TEGH, TFM, TFMAMA, TGE, TGH, THANA, THANI, THIP, THRE, THREL, TIDLOR, TIPH, TISCO, TITLE, TK, TKC, TKS, TKT, TLI, TM, TMC, TMD, TMILL, TMT, TNDT, TNITY*, TNL, TOA, TOG, TOP, TOPP, TPAC, TPBI, TPCS, TPIPP, TPLAS, TPS, TQM, TRP, TRU*, TRUBB, TRUE, TSC, TSTH, TTA, TTB, TTW, TU, TURTLE, TVDH, TVO, TWPC, UAC, UBA, UBE, UBIS, UPF, UPOIC, UV, VGI, VIBHA, VIH, VNG, VRANDA, WACOAL, WARRIX, WGE, WHA, WHAUP, WICE, WINMED, WINNER, WP, WPH, ZEN

Companies with Very Good CG Scoring

AAI, ABM, ADD, AH*, AIT, ALUCON, AMC, ANAN*, APCO, APCS, ASAP, ATP30, AYUD, BEC, BIS, BR, BSBM, BTW, BVG, CFARM, CH, CHAYO, CIG*, CM, CNT, COMAN*, CPI, CPL, CPW, CSC, CSP, DTCENT, EAST, EKH, ETL, EVER, FE, FM, FNS, FORTH, FSMART, FVC, GC, GPI*, HMPRO*, HUMAN, ICN, IND, INSET, ITEL, ITTHI, IVF, JSP, JUBILE, K, KGI*, KISS, KTIS, KTMS, KUMWEL, KUN, L&E, LANNA, LEE, LTMH, MALEE, MASTEC, MCA, MEB, MICRO, MPJ, MST, NAM, NC, NCAP, NDR, NKI, NL, NSL, NTSC, OKJ, ONSENS, PEER*, PJW, PLANET, PLT, POWER, PQS, PRAPAT, PRIME*, PRINC*, PROUD, PT, PYLON, RAM, READY, ROCK, SAAM, SALEE, SAMCO, SFLEX, SFT, SINO, SISB, SKE, SMD100, SMT, SORKON, SPREME, SRS, STANLY, STX, SUPER, SYNEX, SYNTEC, TAN, TATG, TEKA, TFG, THG*, TIPCO, TKN, TL, TMAN, TMI, TNP, TNR, TPCH*, TPIPL*, TQR, TRC, TSTE, TURBO, TVH, TVT, UMI, VCOM, VL, WIN, XPG, ZIGA

Companies with Good CG Scoring

2S, 88TH, AHC, AIE, AMR, ANI, APO, APURE, ARIN, ARROW, ASEFA, ASIA, ASN, ASTR, ATLAS, B*, BC, BIG*, BJCHI, BKA, BLESS, BTC, CAZ, CEN, CGD, CHARAN*, CHIC, CHOTI, CHOW, CMAN, CMO, CWT*, DCON, DEXON*, DIMET, DPAINT, EASON, EFORL, ESTAR, FSX*, FTE, GBX, GJS, GTB, HANN, IDG, ITNS, JCK, JPARK, KK, KWC, KWM, KYE, LDC, LHK, LTS, MAGURO, MATCH, MBAX, MDX*, MENA, MGI, MK, ML, MMM, MOTHER, NAT, NATION, NCL, NCP, NKT, NNCL, NV, OGC, PACO, PANEL, PATO, PEACE, PHG, POLY, PREB, PRIN, PROEN, RJH, S11, SAF, SAFE, SANKO, SCN, SE-ED, SIAM, SINGER, SKN, SLP, SMART, SMO, SNPS, SST, STC, STECH, TAE, TC, TCC, TFI, THAI, TIGER, TPA, TRT, TRV, TSE, UKEM, UP, UREKA, VARO, VIBE, WASH, WAVE*, WFX, WIIK, WORK, XO, XYZ*, YUASA

Corporate Governance Report

The material contained in this publication is for general information only and is not intended as advice on any of the matters discussed herein. Readers and others should perform their own independent analysis as to the accuracy or completeness or legality of such information. The Thai Institute of Directors, its officers, the authors and editor make no representation or warranty as to the accuracy, completeness or legality of any of the information contained herein. By accepting this document, each recipient agrees that the Thai Institute of Directors Association, its officers, the authors and editor shall not have any liability for any information contained in, or for any omission from, this publication.
The survey result is as of the date appearing in the Corporate Governance Report of Thai Listed Companies. As a result, the survey result may be changed after that date. InnovestX Securities Company Limited does not conform nor certify the accuracy of such survey result.
* The listed companies or their directors or executives have any scandalous corporate governance issues such as regulatory wrong-doings, bribery, and corruption. In this case, the CGR information should be used with care and in conjunction with the related governance news.

Anti-corruption Progress Indicator

Certified (ได้รับการรับรอง)

2S, AAI, ACE, ADB, ADVANC, AE, AF, AH, AI, AIE, AIRA, AIT, AJ, AKP, AMA, AMANAH, AMARIN, AMATA, AMATAV, ANI, AP, APCS, AS, ASIAN, ASK, ASP, ASW, AUCT, AWC, AYUD, B, BAFS, BAM, BAY, BBGI, BBL, BCH, BCP, BCPG, BE8, BEC, BEYOND, BGC, BGRIM, BKIH, BLA, BPS, BRI, BRR, BSBM, BTC, BTG, BTS, BWG, CAZ, CBG, CEN, CENTEL, CFRESH, CGH, CHASE, CHEWA, CHOTI, CHOW, CI, CIG, CM, CMC, COM7, CPALL, CPAXT, CPF, CPI, CPL, CPN, CPW, CRC, CREDIT, CSC, CV, DCC, DELTA, DEMCO, DEXON, DITTO, DMT, DOHOME, DRT, DUSIT, EAST, EASTW, EGCO, EMC, EP, EPG, ERW, ESTAR, ETC, ETE, FNS, FPI, FPT, FSMART, FSX, FTE, GABLE, GBX, GC, GCAP, GEL, GFPT, GGC, GLOBAL, GPI, GPSC, GST, GULF, GUNKUL, HANA, HARN, HENG, HL, HMPRO, HTC, ICC, ICHI, ICN, IFS, III, ILINK, ILM, INET, INOX, INSURE, IRPC, IT, ITC, ITEL, IVL, JAS, JMART, JMT, JR, JTS, K, KBANK, KCAR, KCC, KCE, KCG, KGEN, KGI, KJL, KKP, KSL, KTB, KTC, L&E, LANNA, LH, LHFG, LHK, LIT, LPN, M, MAGURO, MAJOR, MALEE, MATCH, MBAX, MBK, MC, MCOT, MEDEZE, MEGA, MENA, MFC, MFEC, MGC, MINT, MODERN, MONO, MOONG, MOSHI, MSC, MST, MTC, MTI, NATION, NCAP, NEP, NER, NKI, NOBLE, NRF, NWR, OCC, OR, ORI, OSP, PAP, PATO, PB, PCE, PCSGH, PDG, PDJ, PG, PHOL, PIMO, PK, PL, PLANB, PLANET, PLAT, PLUS, PM, PMC, POWER, PPP, PPPM, PPS, PQS, PR9, PREB, PRG, PRIME, PRINC, PRM, PROEN, PROUD, PRTR, PSH, PSL, PT, PTG, PTT, PTTEP, PTTGC, PYLON, Q-CON, QH, QLT, QTC, RABBIT, RATCH, RBF, RCL, RS, RWI, S, S&J, SA, SABINA, SAK, SAPPE, SAT, SAWAD, SC, SCAP, SCB, SCC, SCCC, SCG, SCGD, SCGP, SCL, SCM, SCN, SEAOIL, SE-ED, SELIC, SENA, SENX, SFLEX, SFT, SGC, SGP, SHR, SINGER, SINO, SIRI, SIS, SITHAI, SJWD, SKE, SKR, SMIT, SMPC, SNC, SNNP, SNP, SORKON, SPACK, SPALI, SPC, SPI, SPRC, SPREME, SRICHA, SSF, SSP, SSSC, SST, STA, STARM, STGT, STOWER, SUSCO, SVOA, SVT, SYMC, SYNTEC, TACC, TAE, TAKUNI, TASCO, TATG, TBN, TBSP, TCAP, TCMC, TEGH, TFG, TFI, TFMAMA, TGE, TGH, THANI, THIP, THRE, THREL, TIDLOR, TIPCO, TIPH, TISCO, TKN, TKS, TKT, TMC, TMD, TMILL, TMT, TNITY, TNL, TNP, TNR, TOG, TOP, TOPP, TPA, TPAC, TPBI, TPCS, TPLAS, TQM, TRT, TRU, TRUE, TSI, TSTE, TSTH, TTA, TTB, TTCL, TU, TURBO, TURTLE, TVDH, TVO, TWPC, UBE, UBIS, UEC, UKEM, UPF, UREKA, UV, VCOM, VGI, VIBE, VIBHA, VIH, VNG, WACOAL, WHA, WHAUP, WICE, WIIK, WP, WPH, XO, YUASA, ZEN, ZIGA

Declared (ประกาศเจตนารมณ์)

ADD, ADVICE, ALLA, ALT, ASEFA, ATLAS, AURA, BANPU, BIG, BIS, BIZ, BLESS, BOL, BYD, CEYE, CFARM, CHAO, CHAYO, CIVIL, CMAN, DCON, EKH, FLE, FLOYD, GFC, GREEN, HANN, I2, IIG, INSET, IP, IVF, J, KUMWEL, LTMH, M-CHAI, MCA, MITSIB, MMM, MPJ, NAT, NEO, NKT, NL, NOVA, NSL, NTF, NTSC, ORN, PCC, PIN, PRI, ROCTEC, SAF, SANKO, SE, SISB, SKIN, SKY, SMD100, SMO, SNPS, SUN, TEAMG, TFM, THAI, TL, TMAN, TMI, TPS, UP, VARO, VL, WELL, WGE, WIN

N/A

88TH, A, A5, AAV, ABM, ACAP, ACC, ACG, AEONTS, AFC, AGE, AHC, AJA, AKR, ALPHAX, ALUCON, AMARC, AMC, AMR, ANAN, AOT, APCO, APO, APP, APURE, AQUA, ARIN, ARIP, ARROW, ASAP, ASIA, ASIMAR, ASN, ASTR, ATP30, AU, B52, BA, BBIK, BC, BCT, BDMS, BEAUTY, BEM, BGT, BH, BIOTEC, BJC, BJCHI, BKA, BKD, BKGI, BLAND, BLC, BLISS, BM, BR, BROCK, BSM, BTNC, BTW, BUI, BVG, CCET, CCP, CGD, CH, CHARAN, CHG, CHIC, CHO, CITY, CK, CKP, CMO, CMR, CNT, COCOCO, COLOUR, COMAN, CPANEL, CPH, CPR, CPT, CRANE, CRD, CSP, CSR, CSS, CTW, CWT, D, DDD, DHOUSE, DIMET, DOD, DPAINT, DTCENT, DTCI, EA, EASON, ECF, EFORL, EMPIRE, ETL, EURO, EVER, F&D, FANCY, FE, FM, FMT, FN, FORTH, FTI, FVC, GENCO, GJS, GLORY, GRAMMY, GRAND, GSTEEL, GTB, GTV, GYT, HFT, HPT, HTECH, HUMAN, HYDRO, IDG, IHL, IMH, IND, INGRS, IRC, IRCP, IROYAL, ITD, ITNS, ITTHI, JAK, JCK, JCT, JDF, JPARK, JSP, JUBILE, KAMART, KASET, KBS, KC, KCM, KDH, KIAT, KISS, KK, KKC, KLINIQ, KOOL, KTIS, KTMS, KUN, KWC, KWI, KWM, KYE, LALIN, LDC, LEE, LEO, LOXLEY, LPH, LST, LTS, MADAME, MANRIN, MASTEC, MASTER, MATI, MCS, MDX, MEB, META, METCO, MGI, MGT, MICRO, MIDA, MILL, MJD, MK, ML, MORE, MOTHER, MRDIYT, MTW, MUD, MVP, NAM, NC, NCH, NCL, NCP, NDR, NETBAY, NEW, NEX, NFC, NNCL, NPK, NTV, NUT, NV, NVD, NYT, OGC, OHTL, OKJ, ONEE, ONSENS, PACO, PAF, PANEL, PEACE, PEER, PERM, PF, PHAT, PHG, PICO, PIS, PJW, PLE, PLT, PMTA, POLY, PORT, PPM, PRAKIT, PRAPAT, PRECHA, PRIN, PROS, PSGC, PSP, PTC, PTL, QDC, QTCG, QUICK, RAM, READY, RICHY, RJH, RML, ROCK, ROH, ROJNA, RP, RPC, RPH, RSP, RT, S11, SAAM, SAFE, SALEE, SAM, SAMART, SAMCO, SAMTEL, SAUCE, SAV, SAWANG, SCI, SCP, SDC, SEAFCO, SECURE, SEI, SGF, SHANG, SIAM, SICT, SIMAT, SK, SKN, SLP, SMART, SMT, SO, SOLAR, SONIC, SPA, SPCG, SPG, SPTX, SPVI, SQ, SR, SRS, STANLY, STC, STECH, STECON, STELLA, STI, STP, STPI, STX, SUC, SUPER, SUTHA, SVR, SWC, SYNEX, TAN, TAPAC, TC, TCC, TCJ, TCOAT, TEAM, TEKA, TERA, TGPRO, TH, THANA, THE, THG, THMUI, TIGER, TIPAK, TITLE, TK, TKC, TLI, TM, TMW, TNDT, TNH, TNPC, TOA, TPCH, TPIPL, TPIPP, TPL, TPOLY, TPP, TQR, TRC, TRITN, TRP, TRUBB, TRV, TSC, TSE, TSR, TTI, TTT, TTW, TVH, TVT, TWP, TWZ, TYCN, UAC, UBA, UMI, UMS, UNIQ, UNIX, UPOIC, UTP, UVAN, VPO, VRANDA, VS, WARRIX, WASH, WAVE, WFX, WINDOW, WINMED, WINNER, WORK, WSOL, XBIO, XPG, XYZ, YGG, YONG, ZAA

Explanations

Companies participating in Thailand's Private Sector Collective Action Coalition Against Corruption programme (Thai CAC) under Thai Institute of Directors are categorised into: companies that have declared their intention to join CAC, and companies certified by CAC.