

สวัสดี ตอนเช้า

Market today

Indicators still weak

The SET's indicators are still weak, meaning any recovery will be limited, with resistances at 1380 and 1385; the index is likely to continue falling with supports at 1360 and a previous low of 1350. Follow US PCE tonight.

Today's highlights

- The third estimate of US 4Q23 GDP showed 3.4% growth, higher than the first and second estimates of 3.3% and 3.2%, beating market expectations, driven by consumer and government spending and business investment.
- The OIE reported February MPI at 99.27, down for the seventh month, at 2.84%YoY on lower automobile production. Trade partners, especially China, slowed down, and household debt remains high.
- The Ministry of Finance is considering revising measures to assist the real estate sector by reducing the registration fee from 2% to 1% and the mortgage fee from 1% to 0.01%, which will be applicable for purchases of over Bt3mn but capped to the first Bt3mn.
- The BOI revised investment promotion measures for electronics circuit board (PCB) cluster supply chain investment, aiming to attract over 10 major global companies with an additional 40 companies investing a total of over Bt100bn.
- PwC's CEO Confidence Survey in Thailand found 67% of CEOs are concerned their businesses may not survive in the next 10 years if they continue operating in the same traditional manner due to various pressures such as inflation, global economic slowdown, climate change and GenAI technology.
- The Supreme Administrative Court issued a ruling to reverse the lower court's decision and dismiss the petition by Wind Energy Co., Ltd., a company in the EA Group, to suspend the selection of wind power purchase as per the ERC's resolution. This is viewed as sentimentally positive for stocks in the power plant and renewable energy sectors.

Strategy today

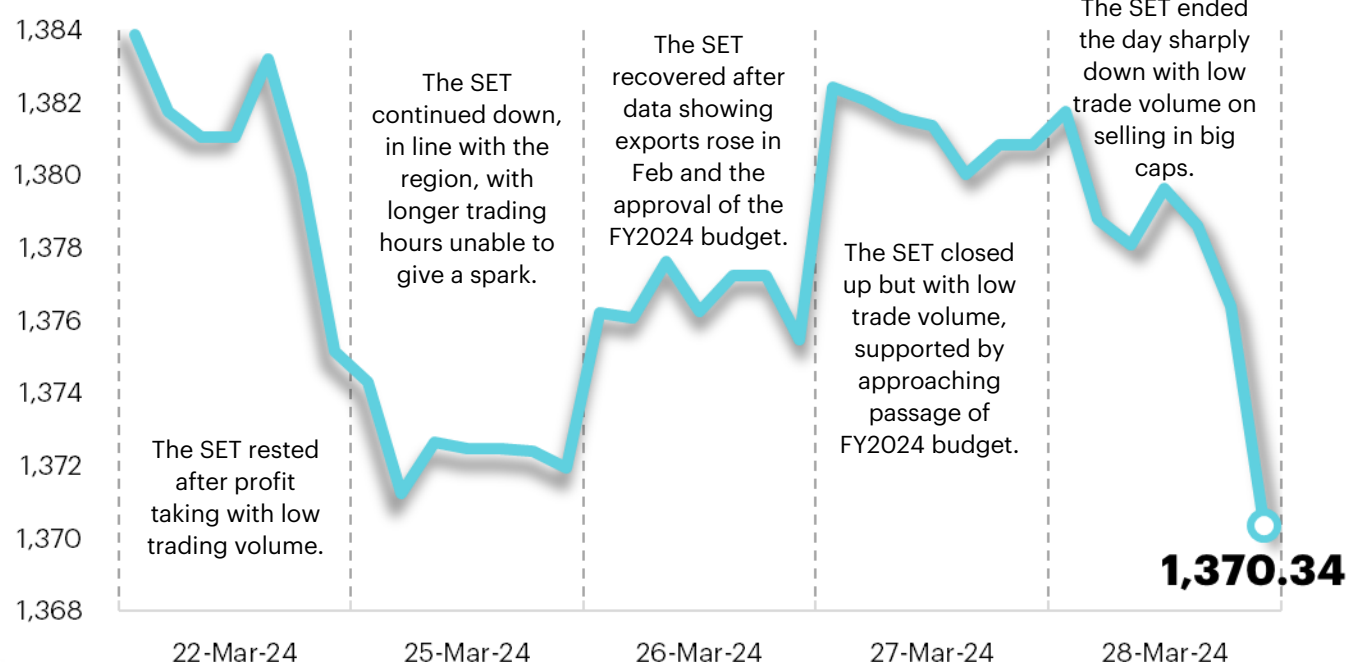
In the short term, the Thai capital market is expected to recover after China signalled a recovery in manufacturing and investment, while the Fed signalled it would interest rate three times this year, as expected. The strategy is "Selective Buy".

Daily report

Friday, March 29, 2024

Support - Resistances

1360/1350 - 1380/1385



Trading today

In the short term the SET is expected to recover, backed by better Chinese economic figures and Fed signals that it will relax monetary policy. We recommend "Selective Buy" in three main themes:

- 1) Speculative stocks after Brent exceeded US\$85/bbl, with demand aided by lower recession concerns and the effect on supply from Russian and Ukraine tension. For **high risk-takers**, we recommend trading PTTEP (long-term oil price up by US\$1/bbl raises target price by Bt5/share) and TOP (refinery margin and inventory gain); the rise in price is negative to oil retailing (low marketing margin) and the aviation sector (higher cost).
- 2) Speculative stocks on the beginning of a downtrend in interest rate - finance (TIDLOR), utilities (GULF) and transportation (AOT).
- 3) Technically speculative stocks after prices have broken out of a downtrend and NVDR began to turn to a net buy in March - IVL, GULF, PTTGC and GPSC.

Daily top picks

GULF: The company benefits from a downward interest rate cycle, while 1Q24 profit is expected to grow QoQ off higher electricity demand from industrial users after passing low season and the startup of another generation unit, GULF PD (IPP) in March.

TOP: 1Q24 profit is expected to grow QoQ from a recovery of GRM off high crack spread for gasoline and fuel oil and low inventory loss. The stock is trading at PBV 0.7x (-1.4S.D.), slightly higher than the 0.5x in the COVID-19 period.



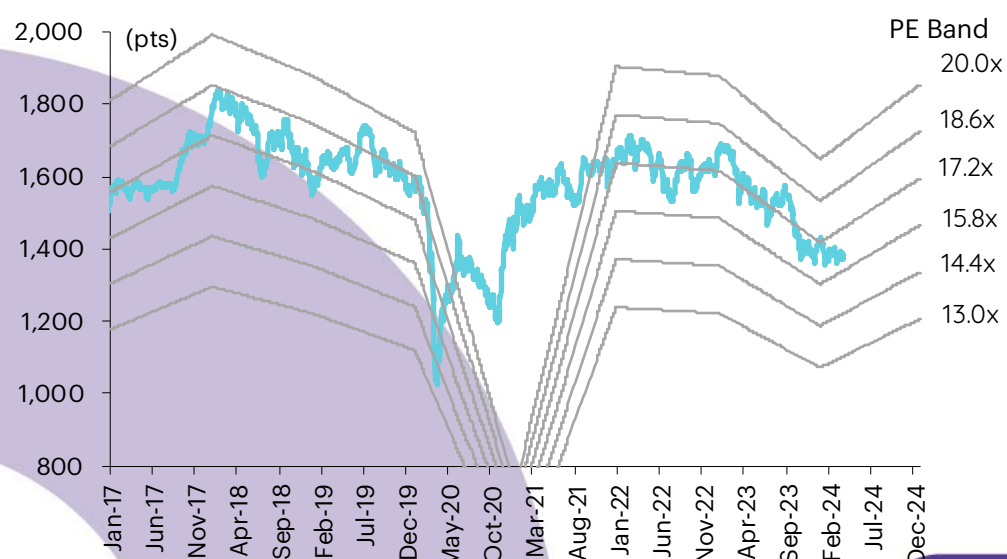
Today's reports

LHHOTEL (Initiate coverage) – A Grande yield play

What to watch

Date	Event
25 Mar	Economic release: TH – Exports for Feb
26 Mar	Event: US – Durable goods orders for Feb, Conference Board's consumer confidence for Mar
27 Mar	Economic release: US – Crude oil inventories
28 Mar	Economic release: US – Unemployment claims, final GDP for 4Q23
29 Mar	Economic release: JP – Unemployment rate for Feb, prelim industrial production for Feb, retail sales for Feb; US – Core PCE price index, personal income and spending for Feb

SET Index movement



Daily report Friday, March 29, 2024

SET Index series

Index	28 Mar (pts)	Chg (pts)	Chg (%)	Value (Btmn)
SET	1,370.34	(10.49)	(0.76)	33,639.12
SET50	838.31	(7.35)	(0.87)	18,090.13
SET100	1,857.90	(15.32)	(0.82)	22,630.56
sSET	893.23	(10.38)	(1.15)	3,541.12
SETCLMV	814.60	(5.73)	(0.70)	10,323.27
SETHD	1,076.35	(10.65)	(0.98)	7,332.06
SETESG	891.29	(6.49)	(0.72)	19,574.63
SETWB	812.53	(5.80)	(0.71)	6,460.37
mai	411.29	(1.34)	(0.32)	1,485.56

Trading summary by investor type

(Btmn)	28 Mar	WTD	MTD	YTD
Foreign				
Net	(1,808)	(758)	(41,959)	(69,971)
Breakdown (%)	50.58	51.28	53.20	54.13
Institution				
Net	228	(2,469)	1,977	(5,885)
Breakdown (%)	7.83	9.16	8.47	9.12
PropTrade				
Net	(447)	(308)	(1,385)	(2,710)
Breakdown (%)	9.27	7.57	6.76	6.99
Individual				
Net	2,027	3,535	41,367	78,566
Breakdown (%)	32.33	31.98	31.57	29.76

S50 futures trading by foreign investors

(Contract)	28-Mar	WTD	MTD	YTD
Foreign	(12,692)	(25,806)	84,697	(11,782)
Institution	(1,650)	(3,877)	(9,583)	1,645
Customer	14,342	29,683	(75,114)	10,137

Bond trading by foreign investors

(Btmn)	28-Mar	WTD	MTD	YTD
Buy	6,849	20,822	63,104	212,995
Sell	2,609	7,209	73,710	243,160
Net	4,240	13,613	(10,606)	(30,165)

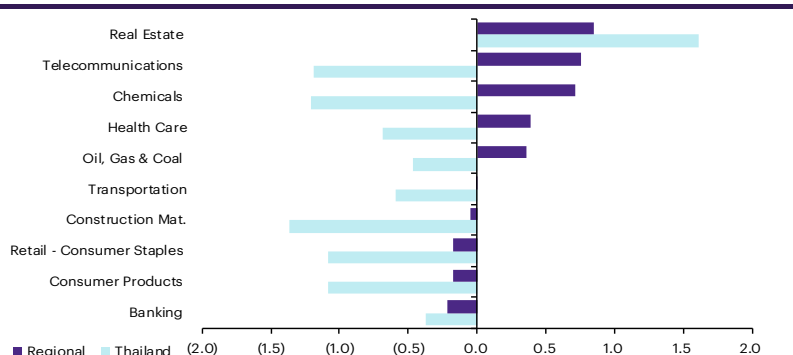
Market update

Global market movement

	28-Mar	Index	Chg (pts)	Performance (%)				PE (x)		EPS gth (%)		PBV (x)		ROE (%)	
				1D	WTD	MTD	YTD	24F	25F	24F	25F	24F	25F	24F	25F
S&P 500		5,254	5.86	0.1	0.4	3.1	10.2	21.9	19.2	8.2	14.1	4.3	3.9	18.5	18.9
Euro Stoxx 600		513	0.92	0.2	0.6	3.7	7.0	14.1	12.7	(3.1)	11.5	1.9	1.8	12.9	13.3
Japan		40,168	(594.66)	(1.5)	(1.8)	2.6	20.0	23.8	20.8	37.6	14.4	2.2	2.0	9.3	9.6
Hang Seng		16,541	148.58	0.9	0.3	0.2	(3.0)	8.2	7.5	9.3	9.6	0.9	0.8	10.4	10.2
MSCI Asia x J		653	1.86	0.3	(0.1)	2.0	1.7	13.5	11.3	19.8	19.0	1.5	1.3	10.8	11.5
Philippines		6,904	0.00	0.0	0.3	(0.6)	7.0	11.8	10.8	17.2	9.4	1.4	1.3	12.0	12.2
Indonesia		7,289	(21.28)	(0.3)	(0.8)	(0.4)	0.2	14.2	12.9	31.8	9.9	1.9	1.8	13.6	13.8
Malaysia		1,531	0.00	0.0	(0.8)	(1.3)	5.2	13.8	12.8	0.6	7.6	1.3	1.2	9.6	9.6
Thailand		1,370	(10.49)	(0.8)	(0.8)	(0.0)	(3.2)	14.6	13.1	14.1	11.1	1.3	1.3	9.0	9.6
Asean 4 - simple avg.				(0.3)	(0.5)	(0.6)	2.3	13.6	12.4	15.9	9.5	1.5	1.4	11.0	11.3
China		3,011	17.53	0.6	(1.2)	(0.1)	1.2	10.7	10.6	27.5	0.8	1.2	1.1	10.1	10.8
India		73,651	655.04	0.9	1.1	1.6	2.0	24.2	18.6	8.2	29.9	3.2	2.9	15.7	16.2
Singapore		3,224	(27.70)	(0.9)	0.2	2.6	(0.5)	10.6	10.2	3.1	4.4	1.0	1.0	9.9	9.9
Taiwan		20,147	(53.57)	(0.3)	(0.4)	6.2	12.4	18.5	15.4	27.7	19.6	2.4	2.3	13.2	14.6
Korea		2,746	(9.29)	(0.3)	(0.1)	3.9	3.4	10.9	9.1	66.4	19.2	0.9	0.9	8.2	9.6
Others				0.0	(0.1)	2.8	3.7	15.0	12.8	26.6	14.8	1.8	1.6	11.4	12.2

Regional sector movement

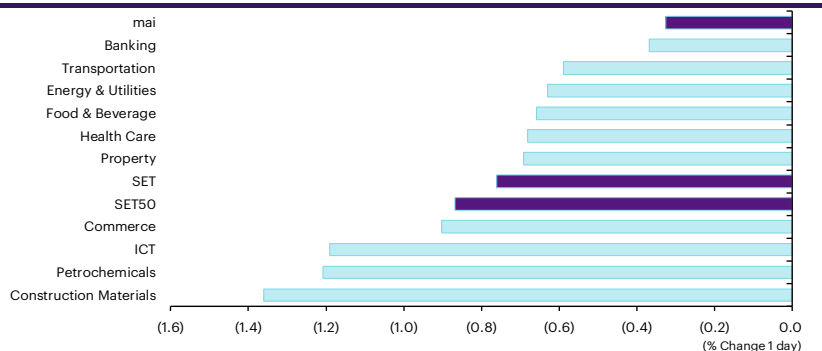
	Price performance (%) *			
	28-Mar	WoW	MoM	YTD
Banking	(0.22)	(0.75)	0.24	2.63
Chemicals	0.71	(2.58)	3.39	(9.64)
Construction Mat.	(0.05)	(2.01)	(0.33)	(3.50)
Consumer Products	(0.17)	(1.86)	(0.66)	(6.93)
Health Care	0.39	(1.79)	(1.18)	(6.48)
Oil, Gas & Coal	0.36	(1.12)	1.07	(2.97)
Real Estate	0.85	0.06	2.75	(2.43)
Retail - Consumer Staples	(0.17)	(1.86)	(0.66)	(6.93)
Telecommunications	0.76	(1.16)	2.91	(2.98)
Transportation	(0.01)	(1.65)	(0.68)	(4.58)



* Regional sector price performances (%) are based on US\$ and Thai sector price performances (%) are based on baht

Thailand sector movement

	Price performance (%)			
	28-Mar	WoW	MTD	YTD
Banking	(0.37)	0.10	0.36	(2.95)
Commerce	(0.90)	(1.10)	(3.03)	(1.64)
Construction Materials	(1.36)	(1.20)	(2.88)	(11.49)
Energy & Utilities	(0.63)	(2.56)	(0.70)	(3.72)
Food & Beverage	(0.66)	(0.66)	(1.94)	(5.39)
Health Care	(0.68)	(1.92)	(0.53)	(1.16)
ICT	(1.19)	(2.44)	1.52	1.21
Petrochemicals	(1.21)	(2.23)	1.31	(4.72)
Property	(0.69)	0.75	0.32	(2.88)
Transportation	(0.59)	(0.82)	2.03	4.76
SET	(0.76)	(1.25)	(0.02)	(3.21)
SET50	(0.87)	(1.47)	0.25	(4.22)
MAI	(0.32)	(1.37)	(0.87)	(0.08)



10 Most active stocks by value

Stock	Price (Bt)	Value (Btmn)	Chg (%)
KTB	16.80	1,052.97	-
AOT	65.25	876.18	(0.38)
CPALL	54.50	857.10	(0.46)
PTTEP	149.00	837.80	(1.32)
ADVANC	204.00	786.53	(0.97)
DELTA	72.25	761.43	(1.70)
MALEE	12.10	755.80	(17.12)
TRUE	7.70	716.34	(3.75)
SCB	114.00	588.99	(0.44)
PTT	33.50	568.93	(0.74)

Top 10 gainers

Stock	Price (Bt)	Value (Btmn)	Chg (%)
SDC	0.05	5.41	25.00
AFC	5.90	2.12	18.47
CV	0.61	280.77	10.91
TGPRO	0.14	0.07	7.69
DUSIT	9.95	22.16	7.57
NL	2.74	197.75	7.03
APCS	3.36	0.27	7.01
EVER	0.16	0.71	6.67
WAVE	0.16	0.29	6.67
URBNPF	0.38	0.11	5.56

Top 10 losers

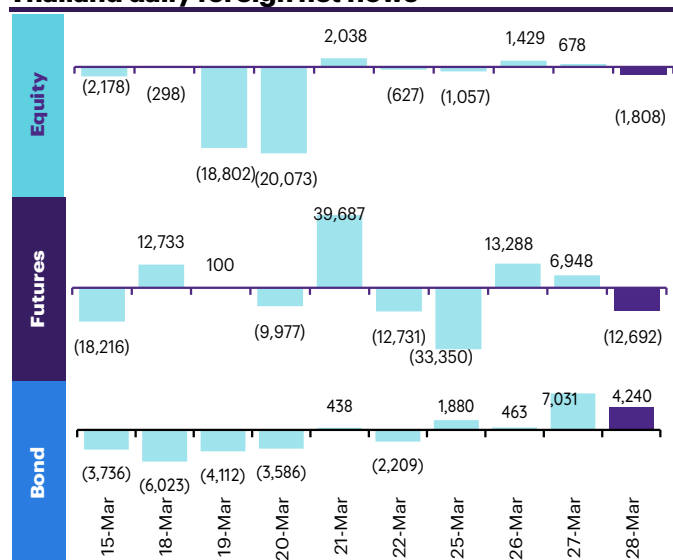
Stock	Price (Bt)	Value (Btmn)	Chg (%)
MALEE	12.10	755.77	(17.12)
TPP	14.90	0.14	(9.15)
UMI	0.73	1.37	(7.59)
NUSA	0.37	20.59	(7.50)
TSI	0.13	0.13	(7.14)
WGE	0.66	0.08	(7.04)
ONEE	4.80	258.99	(6.80)
SAM	0.48	2.12	(5.88)
TPOLY	1.54	39.74	(5.52)
ECL	1.38	8.14	(5.48)

Fund flow monitor

Regional foreign fund flows to equity

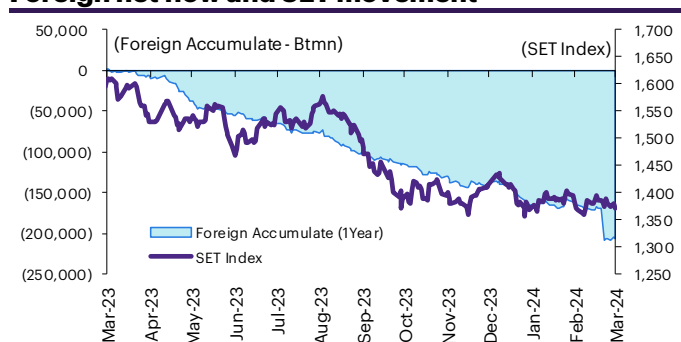
(US\$ Mn)	Thailand	Indonesia	Philippines	Malaysia	Vietnam	India	Taiwan	South Korea	Japan
Daily									
28-Mar-24	(50)	(25)			(54)		(831)	50	
27-Mar-24	19	(54)	(6)	(66)	(76)	485	(236)	257	
26-Mar-24	39	(26)	(32)	(7)	(7)	(380)	(336)	516	
25-Mar-24	(29)	(20)	(4)	3	(22)		(280)	114	
22-Mar-24	(17)	24	(10)	33	(19)	(464)	138	458	(5,887)
Weekly									
WTD	(21)	(125)	(42)	(70)	(158)	105	(1,684)	937	(5,887)
22-Mar-24	(1,046)	136	9	(66)	(128)	(872)	(1,445)	2,613	(5,887)
15-Mar-24	(0)	475	(56)	(88)	(106)	2,302	(497)	(771)	(9,807)
8-Mar-24	(72)	43	31	(320)	(40)	1,937	3,436	434	2,561
1-Mar-24	(188)	(193)	22	(106)	4	818	(11)	756	1,891
Monthly									
MTD	(1,163)	506	(46)	(586)	(424)	3,733	76	3,213	(11,242)
Feb-24	82	646	129	277	(113)	483	3,390	6,120	7,415
Jan-24	(870)	534	80	145	7	(3,141)	1,433	2,254	17,148
Dec-23	(2)	497	18	56	(411)	7,024	5,361	3,637	(8,192)
YTD	(1,951)	1,686	163	(164)	(530)	1,076	4,899	11,586	13,320

Thailand daily foreign net flows

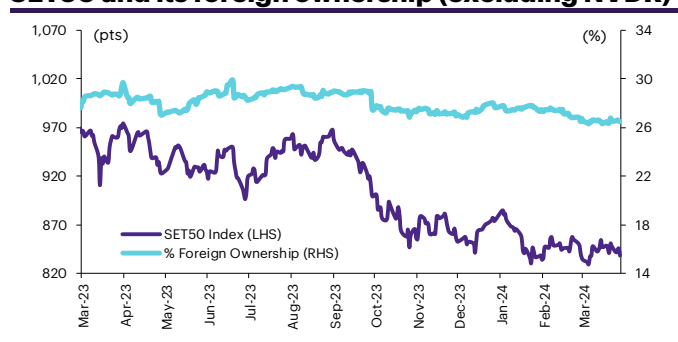


	Equity (Btmn)	SET50 futures (Contract)	Bond (Btmn)*	Bond (Btmn)
Daily				
28-Mar-24	(1,808)	(12,692)	(2,126)	4,240
Weekly				
WTD	(758)	(25,806)	(4,329)	13,613
22-Mar-24	(37,762)	29,812	5,095	(15,492)
15-Mar-24	(5)	23,612	4,045	(11,167)
8-Mar-24	(2,602)	75,843	12,703	203
1-Mar-24	(6,725)	(80,577)	(13,544)	1,306
Monthly				
MTD	(41,959)	84,697	14,414	(10,606)
Feb-24	2,862	(3,311)	(487)	(15,327)
Jan-24	(30,874)	(93,168)	(15,963)	(4,233)
Dec-23	(204)	79,565	13,853	(11,508)
Quarterly				
QTD	(69,971)	(11,782)	(2,036)	(30,165)
4Q23	(35,319)	73,626	13,162	21,611
3Q23	(50,031)	(123,844)	(22,416)	(26,109)
2Q23	(50,263)	(85,648)	(15,901)	(7,364)
1Q23	(56,876)	(107,230)	(22,225)	22,792
YTD	(69,971)	(11,782)	(2,036)	(30,165)
2023	(192,490)	(243,096)	(47,380)	10,930
2022	202,694	129,391	27,512	213,107

Foreign net flow and SET movement



SET50 and its foreign ownership (excluding NVDR)



Foreign buy/sell activity monitor

Most foreign holding value change

	Fgn hld (%)	Δ Fgn (M.shares)	Buy* (Btmn)
SCC	10.07	1.02	261
KCE	22.55	3.57	140
OSP	21.71	5.97	123
TOP	18.06	0.89	52
KKP	9.46	1.00	52
SCB	19.05	0.40	46
AP	21.41	4.12	44
AWC	11.47	6.58	27
BTS	9.23	3.13	18
WHA	15.42	3.55	17

Top-5 NVDR net buy/sell

	Fgn hld (%)	Δ Fgn (M.shares)	Sell* (Btmn)	Buy* (Btmn)	Sell* (Btmn)
CPN	19.46	(5.85)	(367)	87	(134)
ADVANC	36.87	(1.10)	(224)	53	(125)
CPN	19.46	(5.85)	(367)	51	(110)
KBANK	42.04	(0.93)	(115)	49	(100)
PTTGC	11.31	(2.13)	(81)	39	(94)
BBL	26.91	(0.49)	(68)	34	(81)
BCP	17.42	(1.32)	(59)	32	(79)
HANA	44.86	(1.15)	(46)	30	(68)
CK	18.27	(1.75)	(40)	29	(60)
CPALL	27.25	(0.50)	(27)	28	(54)
MINT				87	(134)
JMT				53	(125)
KTB				51	(110)
BTS				49	(100)
MASTER				39	(94)
SAFE				34	(81)
OSP				32	(79)
DELTA				30	(68)
AWC				29	(60)
KBANK				28	(54)
PTTEP					(134)
TISCO					(125)
PTT					(110)
AOT					(100)
BDMS					(94)
SCB					(81)
OR					(79)
CPALL					(68)
TTB					(60)
BJC					(54)

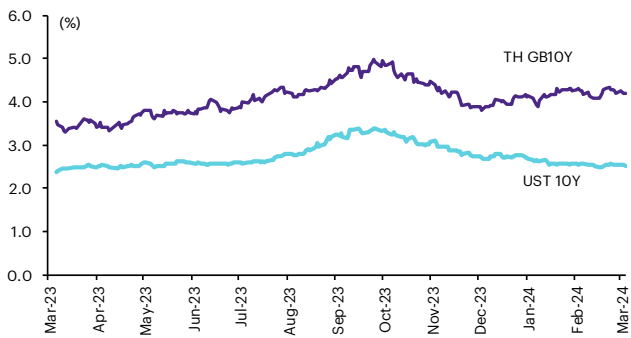
* InnovestX Research estimates

Multi-asset price update

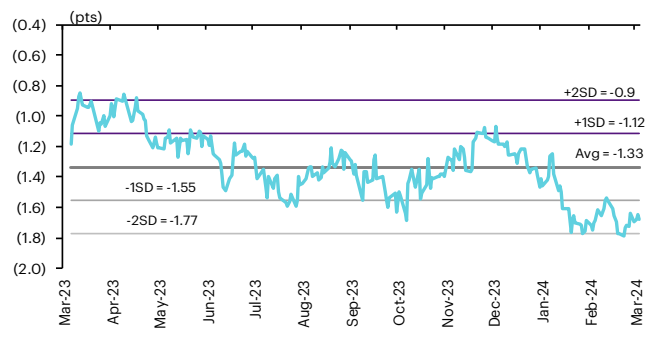
Key indicator update

	Close	28-Mar	WoW	MoM	YoY	YTD
Financial market condition						
VIX Index	13.01	1.80	0.70	(3.13)	(31.96)	4.50
Europe CDS (bps)	54.188	(0.75)	0.71	(1.23)	(36.92)	(4.39)
LIBOR OIS Spread (bps)	0	0.00	0.00	0.00	(25.37)	0.00
TED Spread (bps)	0.2018	0.58	(0.26)	(2.42)	(23.34)	(5.89)
Exchange rate						
Dollar Index	104.53	0.15	0.51	0.70	1.84	3.11
USD/THB	36.46	0.24	0.54	1.72	6.69	6.07
EUR/USD	1.08	(0.24)	(0.66)	(0.52)	(0.50)	(2.25)
USD/JPY	151.43	0.09	(0.12)	0.63	14.10	7.40
Bond: (Change in basis points)						
TH Gov Bond 2Y	2.15%	(0.61)	0.97	1.03	38.79	(18.89)
TH Gov Bond 10Y	2.52%	(2.52)	(2.50)	(3.77)	16.96	(17.67)
US Gov Bond 2Y	4.63%	1.66	0.91	(5.67)	50.88	36.81
US Gov Bond 10Y	4.20%	(0.77)	(4.29)	(9.30)	62.52	31.78
Commodities						
CRB Index	535.19	(0.25)	0.04	1.91	(2.49)	4.87
Gold (US\$/oz)	2,232.10	1.78	2.30	9.96	13.64	8.21
Gross Refining Margin (US\$/bbl)	5.43	(2.34)	(9.50)	(27.41)	(29.66)	(13.67)
Dubai Crude (US\$/bbl)	84.11	(0.04)	(0.04)	(3.92)	7.27	8.76
NYMEX Crude (US\$/bbl)	83.17	2.24	2.59	5.45	13.98	71.70
Baltic Dry Index (pts)	1,821.00	(1.30)	(18.71)	(4.11)	29.42	(13.04)

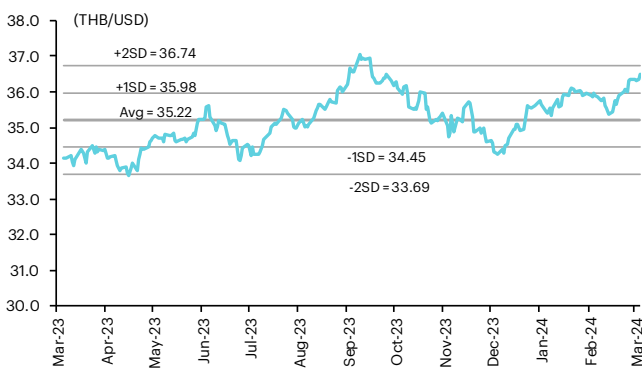
Thai and US 10-year government bond yield



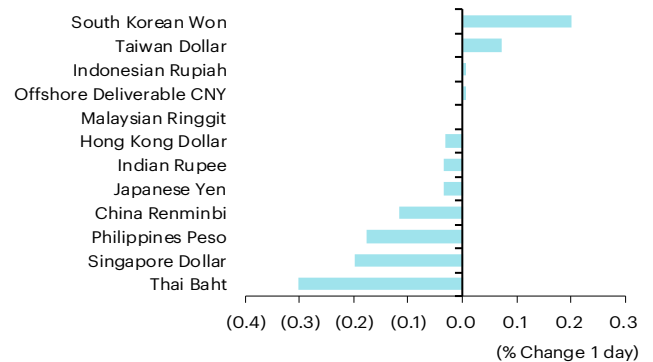
Thai and US 10-year government bond spread



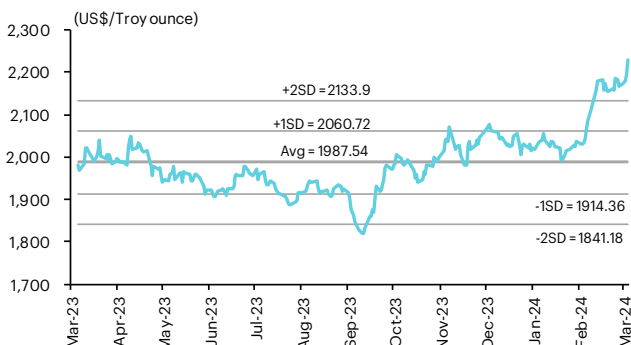
THB/USD exchange rate



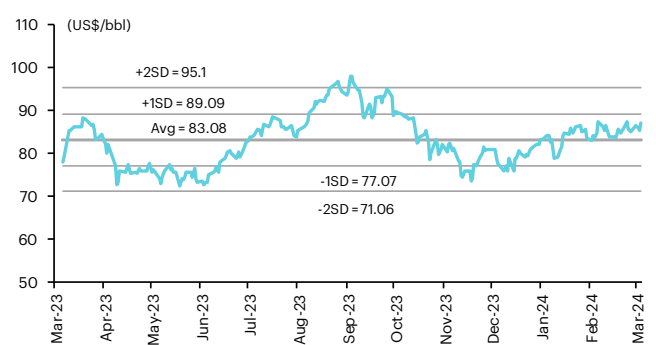
Regional foreign exchange rate spot return



Gold



Brent crude



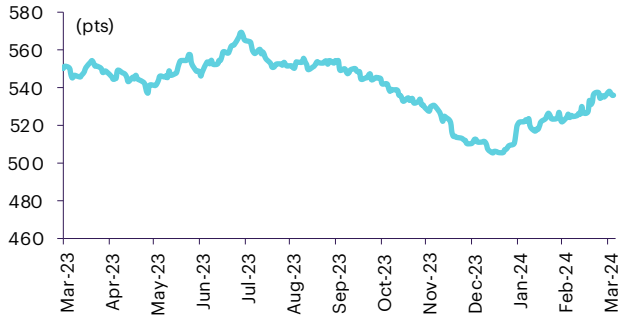
Commodities daily price update

	As of 28-Mar-24	-1W %	Avg. Price QTD in 1Q24	% QoQ	% YoY	Avg. Price in '23	% YoY	Avg. Price in '24	% YoY	Update
CRB Index	535.19	0.3	520.96	(2.0)	(5.6)	546.31	(7.81)	520.96	(4.6)	Daily
Energy Prices										
Crude Oil - Dubai (US\$/bbl)	85.35	(1.0)	81.41	(2.9)	2.4	81.93	(15.62)	81.41	(0.6)	Daily
Brent Crude (US\$/bbl)	86.96	(0.3)	82.98	(1.5)	2.2	82.60	(18.40)	82.98	0.5	Daily
West Texas Int. Cushing (US\$/bbl)	83.17	(0.4)	76.90	(2.0)	(5.3)	77.59	(17.93)	76.90	(0.9)	Daily
Crude Oil - Asia-Pacific Tapis Oil Spot (US\$/bbl)	89.97	(1.1)	86.16	(3.3)	6.1	86.52	(19.56)	86.16	(0.4)	Daily
Natural Gas Henry Hub (US\$/mmBTU)	1.75	(6.9)	2.11	(25.8)	(37.0)	3.10	(21.05)	2.11	(32.0)	Daily
Coal Price NEX (US\$/MT)	126.04	(5.6)	129.42	(5.2)	(51.2)	178.13	(51.19)	129.42	(27.3)	Friday
Oil Product Prices and Gross Refinery Margin										
Gas Oil 500 ppm Sulfur Singapore (US\$/bbl)	104.74	0.5	101.22	(3.3)	(4.3)	103.11	(21.20)	101.22	(1.8)	Daily
Gas Oil - Dubai (US\$/bbl)	19.39	7.6	19.81	(4.9)	(24.5)	21.18	(37.25)	19.81	(6.5)	Daily
Gasoline, 92 RON Spot (US\$/bbl)	104.74	5.2	101.22	(3.3)	(4.3)	103.11	(21.20)	101.22	(1.8)	Daily
Gasoline - Dubai (US\$/bbl)	19.39	44.9	19.81	(4.9)	(24.5)	21.18	(37.25)	19.81	(6.5)	Daily
Fuel Oil 180 Singapore Spot (US\$/bbl)	76.06	0.8	69.78	(33.4)	11.4	70.05	(12.98)	69.78	(0.4)	Daily
Fuel Oil - Dubai (US\$/bbl)	(9.29)	(13.5)	(11.63)	(9.7)	(30.9)	-11.88	(28.43)	(11.63)	(2.1)	Daily
Jet Kerosene - Spot Price (US\$/bbl)	100.75	(5.3)	102.57	(5.0)	(4.5)	105.01	(16.72)	102.57	(2.3)	Daily
Jet Kerosene - Dubai (US\$/bbl)	15.40	(23.9)	21.16	(12.0)	(24.1)	23.08	(20.38)	21.16	(8.3)	Daily
SG Refinery Margin (US\$/bbl)	5.43	(9.5)	5.47	(42.7)	(33.7)	6.86	95.65	7.36	7.28876	Daily
Olefins Product Prices and Spread										
Ethylene, FOB Japan Spot (US\$/MT)	900	0.0	890	(3.9)	3.5	835	(16.61)	890	6.6	Tuesday
Ethylene Spread (US\$/MT)	189	6.8	205	318.7	27.9	181	(14.77)	205	13.2	Daily
Propylene, FOB Japan Spot (US\$/MT)	835	0.6	822	(0.2)	(10.9)	848	(14.27)	822	(3.1)	Tuesday
Propylene Spread (US\$/MT)	124	15.9	137	(17.0)	(38.8)	195	(3.11)	137	(29.7)	Daily
Naphtha - Singapore Spot FOB (US\$/MT)	711	(1.7)	685	4.0	(2.0)	654	(17.11)	685	4.8	Daily
Polyolefins Prices and Spread										
Polye HDPE SE Asia (US\$/MT)	1,040	0.0	1,021	8.7	(4.7)	1,033	(12.49)	1,021	(1.2)	Tuesday
HDPE-Naphtha Spread (US\$/MT)	329	3.8	335	215.8	(9.7)	379	(3.18)	335	(11.5)	Daily
Polye LDPE-Film, CFR SE Asia Spot (US\$/MT)	1,140	0.0	1,093	6.9	(4.9)	1,053	(26.77)	1,093	3.8	Tuesday
LDPE-Naphtha Spread (US\$/MT)	429	2.9	408	172.3	(9.5)	399	(38.51)	408	2.1	Daily
PP Film, Spot South East Asia (US\$/MT)	1,010	1.0	989	3.0	(7.5)	999	(14.92)	989	(0.9)	Tuesday
PP Spread (US\$/MT)	299	7.9	304	0.9	(17.8)	345	(10.45)	304	(11.9)	Daily
MEG Prices and Spread										
MEG, CFR South East Asia (US\$/MT)	535	(3.6)	548	11.5	4.4	500	(14.40)	548	9.6	Tuesday
MEG Spread (US\$/MT)	-23	666.7	-3	(91.0)	(56.6)	-17	(52.64)	-3	n.m.	Tuesday
Aromatics Product Prices and Spread										
Paraxylene, FOB USG Spot (US\$/MT)	1,100	(0.9)	1,095	(62.6)	(0.3)	1,103	(12.51)	1,095	(0.7)	Tuesday
Paraxylene Spread (US\$/MT)	379	(0.7)	407	7.2	(4.6)	411	(7.19)	407	(0.8)	Tuesday
Paraxylene - 92 RON Spread (US\$/MT)	207	(20.7)	232	18.9	17.5	224	54.61	232	3.8	Daily
Toluene, FOB Korea Spot (US\$/MT)	900	(0.6)	884	2.2	1.0	892	(7.35)	884	(0.9)	Tuesday
Benzene, CFR Japan Spot (US\$/MT)	1,050	(1.9)	1,014	10.0	6.9	918	(13.13)	1,014	10.4	Tuesday
Benzene Spread (US\$/MT)	421	(0.2)	405	20.8	20.6	344	(6.34)	405	17.8	Daily
Benzene - 92 RON Spread (US\$/MT)	157	(29.0)	151	423.8	222.7	38	(164.71)	151	291.4	Daily
Condensate (US\$/MT)	721	(1.0)	688	(2.9)	2.4	692	(15.39)	688	(0.6)	Daily
PTA Prices and Spread										
PTA, CFR South East Asia (US\$/MT)	775	(1.3)	783	0.6	(2.5)	802	(9.43)	783	(2.3)	Tuesday
PTA Spread (US\$/MT)	38	(8.0)	49	(0.5)	(26.6)	62	55.13	49	(21.9)	Tuesday
PVC Prices and Spread										
PVC, CFR South East Asia (US\$/MT)	810	1.3	783	(1.3)	(12.9)	844	(26.72)	783	(31.5)	Tuesday
Ethylene Spread (US\$/MT)	621	(0.3)	578	(3.1)	(21.8)	663	(29.41)	578	(12.9)	Tuesday
Ethylene Dichloride CFR Far East Asia (US\$/MT)	335	(2.9)	346	18.2	19.3	293	(45.94)	346	18.0	Tuesday
Metal										
Gold (US\$/Troy Ounce)	2,230	3.4	2,072	4.7	9.6	1,943	7.82	2,072	6.6	Daily
LME Copper 3 Month Rolling Forward (US\$/MT)	8,868	(1.2)	8,541	3.4	(4.6)	8,526	(3.17)	8,541	0.2	Daily
Silver Future (US\$/Troy Ounce)	25	(0.0)	24	(1.1)	4.7	24	n.a.	24	(2.8)	Daily
China Composite Steel Prices (CNY/MT)	4,036	0.4	4,225	0.3	(6.1)	4,259	(10.71)	4,225	(0.8)	Daily
Agriculture Prices										
Malaysian Crude Palm Oil Spot Price(MYR/MT)	4,372	0.7	3,998	8.7	(0.4)	3,834	(25.34)	3,998	4.3	Daily
SGX Ribbed Smoked Sheet 3 (RSS3) Futures (US\$/KG.)	255	(3.8)	214	28.2	32.3	159	(13.70)	214	34.6	Daily
Sugar #11 (US\$/LB)	23	4.5	22	(9.8)	21.1	22	31.49	22	(1.2)	Daily
Freight Rate										
Baltic Freight Index: BDIY	1,821	(23.9)	1,828	(10.3)	79.5	1,394	(27.83)	1,828	31.2	Daily
Baltic Supramax Index: BSI58	1,353	0.1	1,182	(8.6)	27.5	1,030	(48.65)	1,182	14.7	Daily

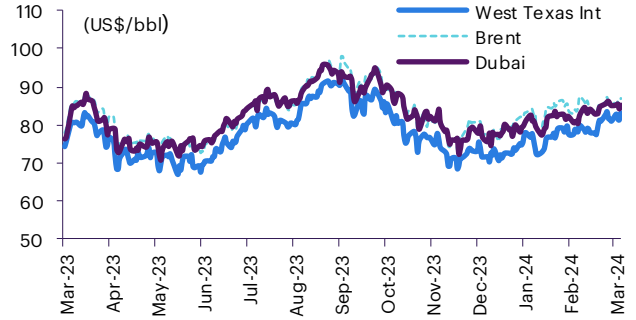
Source: Bloomberg Financial L.P., TQ Professional, BANPU, BOT, InnovestX Research

Commodities daily chart update

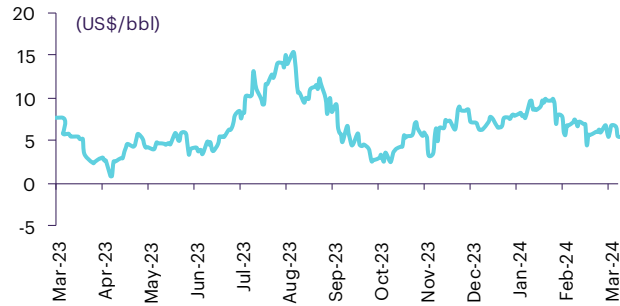
CRB US Spot All Commodities Price Index



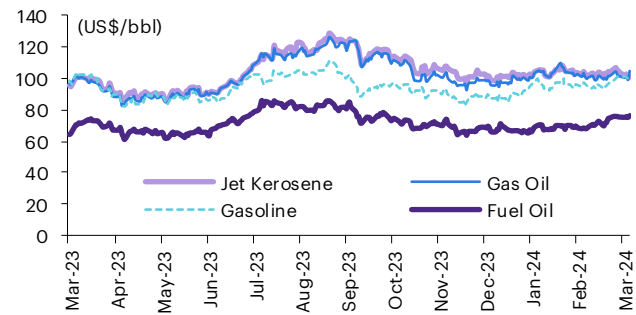
Crude prices



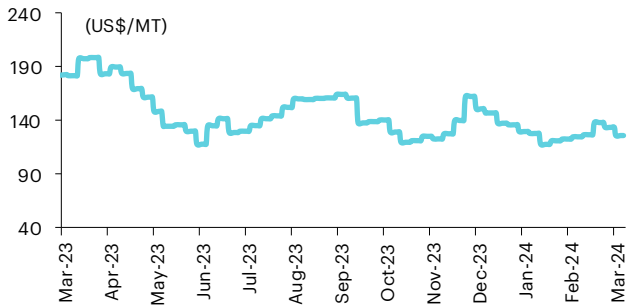
SG Dubai Hydrocracking Refinery Margin



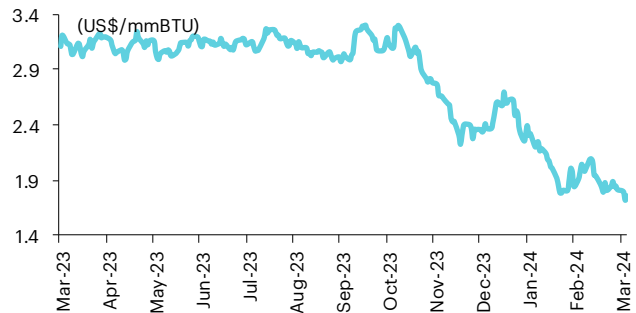
Oil product prices



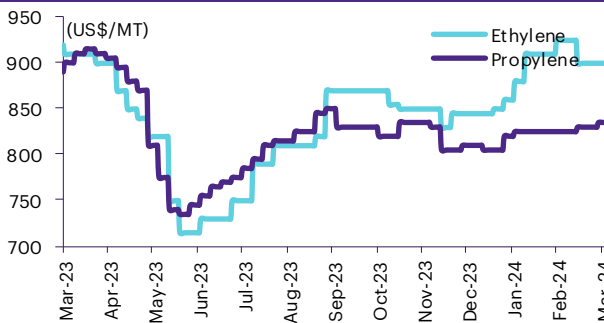
Coal price (NEX)



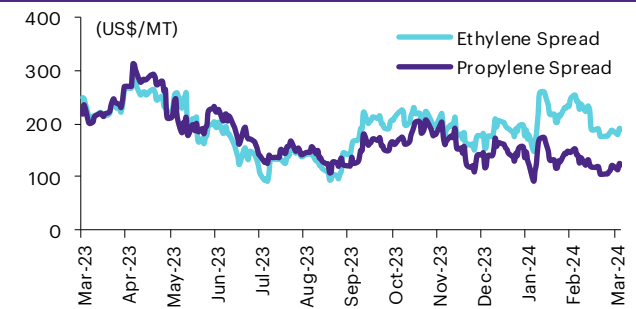
Natural gas prices (Henry hub)



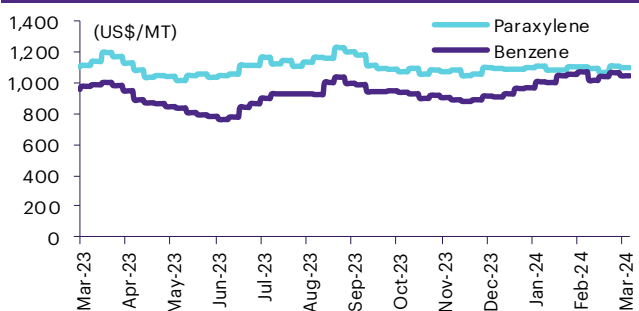
Olefins prices



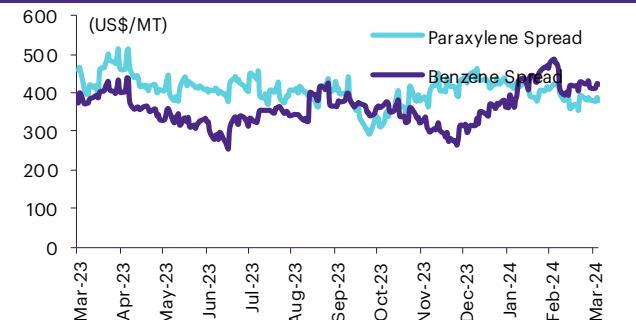
Olefins spreads



Aromatics prices

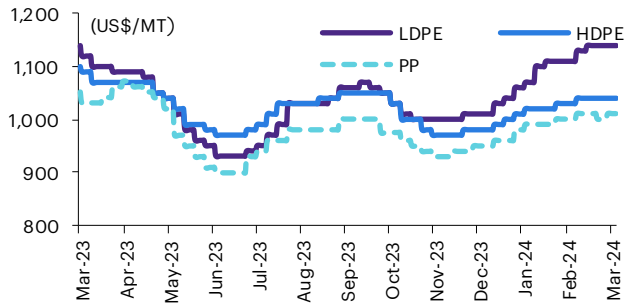


Aromatics spreads

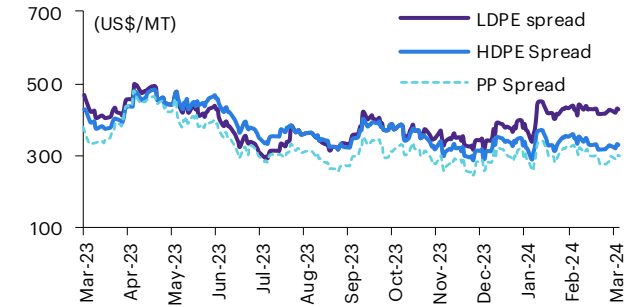


Commodities daily chart update

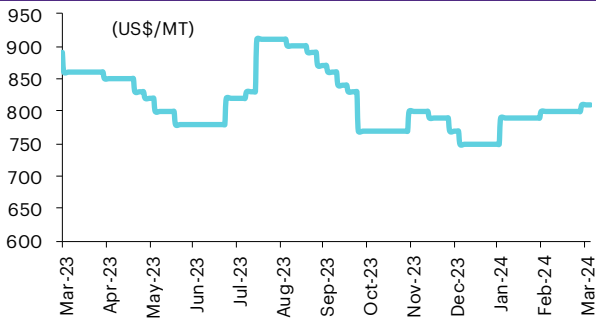
Polyolefins prices



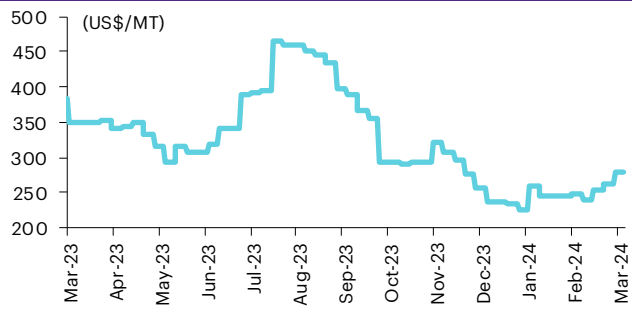
Polyolefins-Naphtha spreads



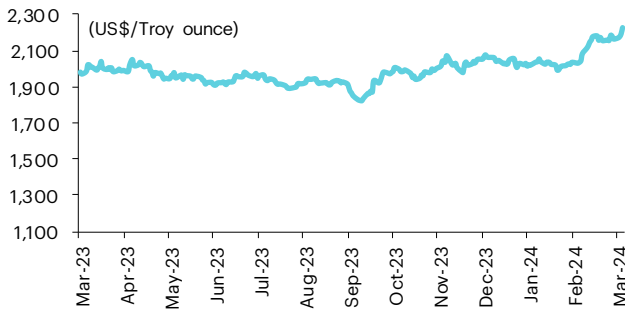
PVC price



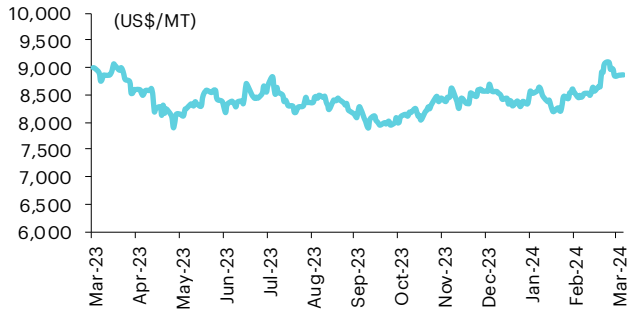
PVC spread



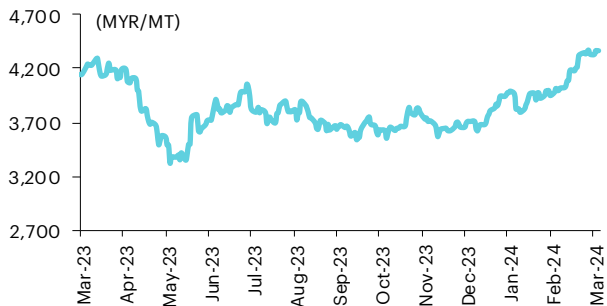
Gold price



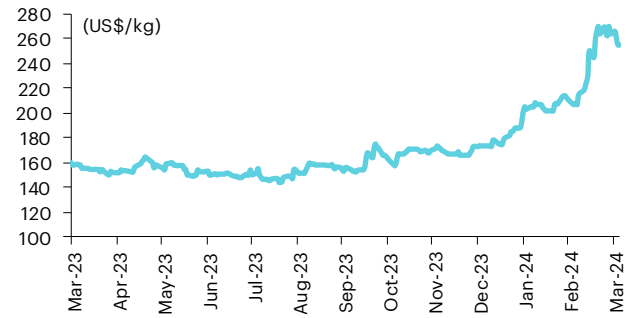
LME copper price



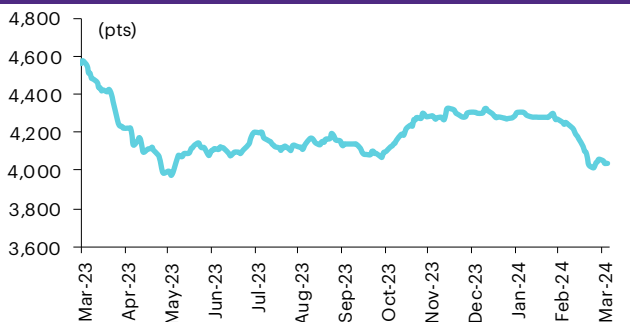
Malaysian crude palm oil price



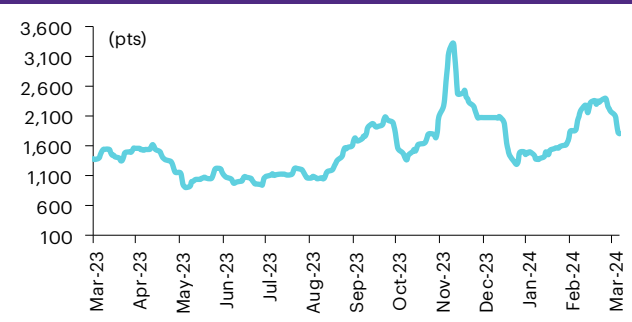
Rubber price (RSS3) futures



Steel price index



Baltic freight index



Source: Bloomberg Financial L.P., TQ Professional, BANPU, BOT, InnovestX Research

Short sales

	Volume (Shares)	Turnover (Bt)	Average price (Bt)	Last price 28-Mar-24	Gap between last close and short	Short sale volume comparing with main board
BLAND-R	3,204,000	2,175,346	0.68	0.68	(0.15)	36.02
LPN	407,400	1,442,158	3.54	3.54	(0.00)	31.18
SABINA	76,800	1,916,940	24.96	24.90	0.24	26.27
SYNEX	39,000	429,870	11.02	10.90	1.12	23.67
PTL	17,700	173,460	9.80	9.80	0.00	23.63
BDMS	4,419,800	125,964,300	28.50	28.25	0.88	22.32
RATCH	318,600	8,918,525	27.99	27.75	0.88	20.77
KSL	392,400	918,216	2.34	2.36	(0.85)	19.94
THG-R	33,000	1,345,100	40.76	40.50	0.64	19.53
S	458,600	394,396	0.86	0.84	2.38	18.98
IRPC	5,315,900	10,109,674	1.90	1.90	0.09	18.95
LH-R	3,810,700	28,146,875	7.39	7.35	0.49	18.10
COM7	2,370,100	45,002,470	18.99	18.90	0.46	17.91
IRPC-R	4,974,900	9,453,941	1.90	1.90	0.02	17.73
KBANK	802,600	99,686,600	124.20	124.00	0.16	17.71
WP	1,800	7,740	4.30	4.30	0.00	17.65
AOT	2,258,800	147,905,050	65.48	65.25	0.35	16.86
SCC-R	268,600	68,762,700	256.00	255.00	0.39	16.79
ADVANC	635,100	129,891,400	204.52	204.00	0.26	16.53
GLOBAL	1,194,200	20,023,320	16.77	16.70	0.40	16.04
OR	2,364,400	41,927,710	17.73	17.60	0.76	15.56
HENG	180,400	328,685	1.82	1.82	0.11	15.43
GLOBAL-R	1,147,700	19,299,180	16.82	16.70	0.69	15.42
CRC	636,200	23,023,100	36.19	36.00	0.52	15.26
BANPU	4,600,200	25,760,180	5.60	5.50	1.81	15.15
RCL	522,300	9,604,960	18.39	18.30	0.49	15.09
EPG-R	122,800	854,410	6.96	6.85	1.57	15.05
SKY	244,800	6,464,275	26.41	26.25	0.60	14.92
DCC-R	1,306,800	2,492,697	1.91	1.89	0.92	14.91
NEX	294,300	2,833,060	9.63	9.50	1.33	14.87
SAWAD	720,400	30,800,175	42.75	42.25	1.19	14.82
IVL-R	2,259,600	54,648,570	24.19	23.90	1.19	14.62
BEM	6,040,100	48,638,250	8.05	8.00	0.66	14.49
HMPRO-R	2,173,600	23,284,040	10.71	10.70	0.11	14.47
WHA	5,655,600	27,247,868	4.82	4.80	0.37	14.01
SCCC	4,600	648,050	140.88	140.00	0.63	13.81
IVL	2,115,400	51,121,280	24.17	23.90	1.11	13.68
SIRI	11,989,500	20,559,414	1.71	1.70	0.87	13.66
RCL-R	458,000	8,432,320	18.41	18.30	0.61	13.23
GPSC-R	817,500	43,246,000	52.90	52.50	0.76	13.18
SGP-R	7,100	56,385	7.94	7.85	1.17	13.03
TKC	61,700	873,720	14.16	14.00	1.15	12.43
KKP	228,000	11,898,225	52.19	52.00	0.36	12.34
DCC	1,075,800	2,053,800	1.91	1.89	1.01	12.27
PTT	2,057,700	69,440,850	33.75	33.50	0.74	12.20
DOHOME	127,400	1,401,400	11.00	10.90	0.92	12.11
TTW	101,400	912,600	9.00	8.95	0.56	11.98
MINT	1,546,700	51,293,450	33.16	33.00	0.49	11.95
GPSC	740,400	39,033,225	52.72	52.50	0.42	11.93
EA-R	944,900	32,792,425	34.70	34.25	1.33	11.65
MINT-R	1,495,400	49,695,425	33.23	33.00	0.70	11.56
TRUE-R	10,619,500	82,684,520	7.79	7.70	1.12	11.53
SPALI	443,500	9,367,540	21.12	21.10	0.10	11.40
GFPT	530,800	6,479,060	12.21	12.20	0.05	11.26
BYD-R	520,500	1,911,286	3.67	3.66	0.33	11.26
TOP	349,000	20,636,400	59.13	58.75	0.65	11.17
ADVANC-R	424,000	86,622,700	204.30	204.00	0.15	11.04
CENTEL-R	230,900	10,083,400	43.67	43.25	0.97	10.90
INTUCH-R	135,600	9,360,200	69.03	68.75	0.40	10.82
KKP-R	199,800	10,413,100	52.12	52.00	0.23	10.82
BBL	423,800	58,944,950	139.09	139.00	0.06	10.80
KTC	429,000	19,907,500	46.40	45.75	1.43	10.76
PSL-R	1,389,100	10,778,715	7.76	7.65	1.43	10.73
AH	298,800	6,617,070	22.15	21.90	1.12	10.67
GULF	1,058,400	46,669,275	44.09	43.75	0.79	10.46
SCC	166,800	42,776,600	256.45	255.00	0.57	10.43
CPF	1,350,700	24,739,580	18.32	18.20	0.64	10.43
HANA	749,900	29,896,300	39.87	39.50	0.93	10.42
MBK-R	241,100	4,291,690	17.80	17.70	0.57	10.35
TISCO	312,400	31,126,400	99.64	99.25	0.39	10.29
PTTGC-R	369,100	14,136,500	38.30	38.00	0.79	10.21

	Volume (Shares)	Turnover (Bt)	Average price (Bt)	Last price 28-Mar-24	Gap between last close and short	Short sale volume comparing with main board
CPF-R	1,322,200	24,334,900	18.40	18.20	1.13	10.21
PTTGC	367,300	14,110,400	38.42	38.00	1.10	10.16
BH-R	185,100	41,307,800	223.16	223.00	0.07	10.16
THG	17,100	695,400	40.67	40.50	0.41	10.12
CHG	2,078,600	6,069,512	2.92	2.88	1.39	9.99
TASCO	408,200	6,572,020	16.10	15.90	1.26	9.99
PTTEP-R	557,000	83,740,550	150.34	149.00	0.90	9.97
BAFS	11,400	267,240	23.44	23.30	0.61	9.96
TU	1,627,200	23,577,150	14.49	14.40	0.62	9.95
GUNKUL-R	975,400	2,711,612	2.78	2.76	0.72	9.88
BEM-R	4,097,000	32,846,570	8.02	8.00	0.22	9.83
III	150,400	1,325,965	8.82	8.65	1.92	9.66
ASP	75,200	201,536	2.68	2.70	(0.74)	9.62
CRC-R	400,700	14,524,775	36.25	36.00	0.69	9.61
AWC-R	5,799,300	24,031,608	4.14	4.12	0.58	9.53
AIT	277,200	1,380,554	4.98	4.96	0.41	9.47
BAM	679,500	6,862,950	10.10	9.95	1.51	9.41
TTB	19,633,100	35,911,247	1.83	1.82	0.50	9.39
CPALL	1,464,500	80,059,250	54.67	54.50	0.31	9.34
TLI	1,282,700	11,595,930	9.04	9.00	0.45	9.33
CENTEL	193,800	8,449,400	43.60	43.25	0.81	9.15
KTB	5,683,700	95,889,190	16.87	16.80	0.42	9.11
BCH	385,400	7,940,250	20.60	20.60	0.01	9.04
MTC	492,200	23,023,200	46.78	46.50	0.59	8.78
SCGP	806,500	23,350,100	28.95	28.75	0.70	8.77
BLA	54,400	972,140	17.87	17.70	0.96	8.75
SAWAD-R	424,600	18,095,650	42.62	42.25	0.87	8.74
NRF	100,000	510,000	5.10	5.10	(0.00)	8.73
DELTA-R	897,200	65,813,375	73.35	72.25	1.53	8.62
KCE	603,600	24,179,125	40.06	39.25	2.06	8.59
ICHI-R	570,100	9,596,610	16.83	16.70	0.80	8.59
MTC-R	479,400	22,426,900	46.78	46.50	0.60	8.55
BTS	6,113,800	34,626,170	5.66	5.60	1.14	8.48
MBK	197,000	3,510,720	17.82	17.70	0.68	8.46
AWC	5,074,700	20,998,286	4.14	4.12	0.43	8.34
TOA-R	42,200	863,510	20.46	20.40	0.31	8.16
TTCL	23,200	82,230	3.54	3.58	(0.99)	8.14
LH	1,699,300	12,574,820	7.40	7.35	0.68	8.07
CPN-R	422,700	26,658,725	63.07	62.75	0.51	7.99
VGI	6,334,300	10,817,215	1.71	1.67	2.26	7.91
CPALL-R	1,237,600	67,716,375	54.72	54.50	0.40	7.89
SIRI-R	6,897,500	11,804,943	1.71	1.70	0.68	7.86
EPG	63,900	444,095	6.95	6.85	1.46	7.83
PTT-R	1,319,000	44,365,425	33.64	33.50	0.40	7.82
COM7-R	1,031,500	19,625,120	19.03	18.90	0.67	7.80
PSL	1,000,200	7,766,855	7.77	7.65	1.51	7.73
STPI	40,100	129,122	3.22	3.22	0.00	7.71
LANNA	32,800	461,350	14.07	14.00	0.47	7.55
WORK	13,200	121,440	9.20	9.20	0.00	7.49
TIPH	18,600	586,575	31.54	31.50	0.12	7.47
JMART	872,500	13,093,060	15.01	14.80	1.39	7.38
SAT	112,400	1,873,220	16.67	16.60	0.40	7.36
OR-R	1,114,800	19,738,610	17.71	17.60	0.60	7.34
SUSCO	461,600	2,017,380	4.37	4.34	0.70	7.32
RBF	212,900	2,444,090	11.48	11.30	1.59	7.32
BA	101,000	1,589,440	15.74	15.70	0.24	7.27
PTTEP	406,200	60,985,250	150.14	149.00	0.76	7.27
HMPRO	1,087,300	11,713,650	10.77	10.70	0.68	7.24
KCE-R	504,900	20,147,875	39.90	39.25	1.67	7.19
CPAXT-R	224,500	6,997,625	31.17	31.25	(0.26)	7.12
AMATA	209,900	4,992,630	23.79	23.60	0.79	7.12
TRUE	6,462,600	50,434,315	7.80	7.70	1.35	7.02
EGCO	100,700	11,461,100	113.81	113.00	0.72	6.98
BCH-R	296,800	6,114,080	20.60	20.60	0.00	6.96
THCOM	1,123,100	15,937,020	14.19	14.00	1.36	6.73
SAK	85,000	419,394	4.93	4.86	1.52	6.69
AP	985,800	10,731,470	10.89	10.80	0.80	6.68
SCB	342,300	39,193,250	114.50	114.00	0.44	6.66
TIDLOR-R	332,100	7,444,980	22.42	22.30	0.53	6.53
PTG-R	372,800	3,191,515	8.56	8.50	0.72	6.51
TFG	53,400	178,738	3.35	3.34	0.21	6.46
TKN	619,300	6,471,780	10.45	10.30	1.46	6.45
STEC	695,500	6,900,985	9.92	9.75	1.77	6.36

Source: SET, InnovestX Research

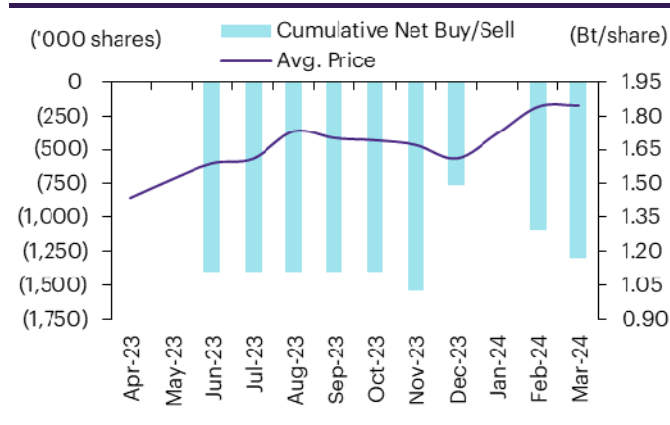
Director trade

1. Director trade as reported on Mar 28, 2024

Company	Name of Director	Product	Transaction date	Amount (Shares)	Average Price (Bt)	Amount (Bt)	Buy/Sell
AMARIN	Mr. THAPANA SIRIVADHANABHAKDI	Common Share	26-03-24	4,581,532	5.00	22,907,660	Purchase
AMARIN	Mr. THAPANA SIRIVADHANABHAKDI	Common Share	27-03-24	74,315	5.00	371,575	Purchase
BOFFICE	Mrs. PRAPEE BURI	Units	27-03-24	50,000	4.88	244,000	Purchase
BTS	Mr. KEEREE KANJANAPAS	Warrant	21-03-24	10,000,000	0.01	100,000	Sale
BTS	Mr. KEEREE KANJANAPAS	Warrant	22-03-24	10,000,000	0.01	100,000	Sale
BTS	Mr. KEEREE KANJANAPAS	Warrant	25-03-24	6,000,000	0.01	60,000	Sale
EKH	Mr. KAWEECHAI LERTASSAVARAT	Warrant	26-03-24	49,400	1.47	72,618	Purchase
EKH	Mr. KAWEECHAI LERTASSAVARAT	Warrant	27-03-24	55,400	1.46	80,884	Purchase
EP	Mr. YUTH CHINSUPAKUL	Common Share	27-03-24	300	2.66	798	Purchase
FTE	Mr. TAKSIN TANTIPIJIT	Common Share	25-03-24	100,000	1.70	170,000	Purchase
HTC	Colonel PATCHARA RATTAKUL	Common Share	27-03-24	339,300	17.20	5,835,960	Sale
JPARK	Mr. SUDWIN PANYAWONGKHANTI	Common Share	27-03-24	100,000	5.90	590,000	Purchase
JR	Mr. JARUN WIWATJESADAWUT	Common Share	27-03-24	50,000	4.41	220,500	Purchase
JR	Mr. TEERANONT WIWATJESADAWUT	Common Share	27-03-24	17,000	4.42	75,140	Purchase
MBAX	Mr. SURACHAI ATSAWAKAEWMONGKHON	Warrant	27-03-24	10,000	0.27	2,700	Sale
MCS	Mr. TINAKORN SEEDASOMBOON	Common Share	27-03-24	11,000	6.75	74,250	Purchase
PCC	Mr. KITTI SUMRIT	Common Share	27-03-24	5,000	3.08	15,400	Purchase
PG	Mrs. KITYAPORN CHAITHAVORNSATHIEN	Common Share	27-03-24	8,000	9.31	74,480	Purchase
SE	Mr. SITTICHAJ LEEKASEM	Common Share	28-03-24	100,000	0.87	87,000	Purchase
SYNTEC	Mr. NAYOT PISANTANAKUL	Common Share	27-03-24	50,000	1.83	91,500	Purchase
TASCO	Mr. SOMCHIT SERTTHIN	Common Share	27-03-24	400,000	16.10	6,440,000	Sale
TTB	Miss ARUNEE EIAMPREECHA	Common Share	28-03-24	100,000	1.85	185,000	Sale
					Total	Purchase	25,075,805
						Sale	12,723,660
						Net	12,352,145

2. 12-month cumulative net buy/sell for InnovestX-covered stocks with activity as of last close

TTB



Corporate calendar

Mon	Tue	March Wed	Thu	Fri
25	26	27	28	29
XD HARN Bt0.15 KCE Bt0.7 LEE Bt0.09 SYNTEC Bt0.03 XW BWG 6:1 XE XPG-W4 1: 6.621 @Bt0.815 PD GFC Bt0.13 TPRIME Bt0.1071	XD VIH Bt0.2 Decreased capital CPNGC Share listing POLAR 3,086,559,964 Shares	Share listing GCAP 4,000,000 Shares WELL 486,109,997 Shares	XD RAM Bt0.2 STEC Bt0.15 PD AIMCG Bt0.0627 AIMIRT Bt0.215 BOFFICE Bt0.1607 LHHOTEL Bt0.27 LHPF Bt0.08 LHSC Bt0.205 MJLF Bt0.135 QHHR Bt0.151 QHPF Bt0.12 SRIPANWA Bt0.1792 SSTRT Bt0.2 Share listing B 1,251 Shares INETREIT 174,476,000 Shares	XD Q-CON Bt1 XR POLAR 1: 1 @Bt0.01 PD ALLY Bt0.163 DREIT Bt0.1975 HPF Bt0.117 M-II Bt0.165 MNIT Bt0.03 MNIT2 Bt0.05 MNRF Bt0.024 M-STOR Bt0.115 WHAIR Bt0.1369 Decreased capital AMATAR TPRIME

Mon	Tue	April Wed	Thu	Fri
1	2	3	4	5
XD DCC Bt0.012 SCGD Bt0.15 UPF Bt0.86	XD SCGP Bt0.3 SUC Bt1.5 UP Bt1.18 Decreased capital HYDROGEN	XD JAPAN13 Bt- NDX01 Bt- XR CPNREIT- @Bt- XE KUN-W1 1: 1 @Bt2.8	XD LHSC Bt0.166 QHPF Bt0.11 SCC Bt3.5 SMPG Bt0.21 TCOAT Bt0.5	XD BANPU Bt0.2 BPP Bt0.4 CPAXT Bt0.39 GPI Bt0.055
8	9	10	11	12
Substitution for Chakri Memorial Day (Saturday 6th April 2024)	XD MAJOR Bt0.15 TMI Bt0.15 XE NDR-W2 1: 1 @Bt3.5 NEWS-W7 1: 1 @Bt0.05	XD BLC Bt0.07 KCC Bt0.0543 KLINIQ Bt0.75 XR RML 9.38: 1 @Bt0.42	XD ATP30 Bt0.02 AUCT Bt0.37 COCOCO Bt0.25 GC Bt0.16 QTC Bt0.2 SUTHA Bt0.08 TIPCO Bt0.63 TOG Bt0.45 TPLAS Bt0.04 PD MSFT80X Bt0.00997 MSFT80X Bt0.00997 SCC Bt7	Additional special holiday (added)
15	16	17	18	19
Songkran Festival	Substitution for Songkran Festival (Saturday 13th April 2024 and Sunday 14th April 2024)	XD JMT Bt0.49 KTB Bt0.868 KTB-P Bt1.0225 KTC Bt1.27 SCB Bt7.84 TTB Bt0.055 XE SABUY-W1 1: 1.34719 @Bt2.41236 PD ADVANC Bt4.61 LPN Bt0.05 POLY Bt0.29	XD IT Bt0.1 PHG Bt0.52 STA Bt1 STGT Bt0.5 STP Bt0.25 TCAP Bt2 TCAP-P Bt2 UKEM Bt0.01 YUASA Bt0.412 XE TFG-W3 1: 1 @Bt5.5 PD BOL Bt0.175	XD JPARK Bt0.0375 KWC Bt10.5 PSL Bt0.05 XE K-W2 1: 1 @Bt0.8 PD INTUCH Bt1.7 Q-CON Bt1
22	23	24	25	26
XD AIT Bt0.17 HMPRO Bt0.22 KBANK Bt6 KGI Bt0.31 NER Bt0.29 PACO Bt0.04 SMART Bt0.0912 SVI Bt0.135 THANA Bt0.028 TTCL Bt0.1 WINDOW Bt0.023 XR MITSIB 1: 1 @Bt0.70 XW MTW 2: 1 NER 6: 1 XE MBK-W2 1: 1.1091 @Bt2.7047 PD BCPG Bt0.15 BDMS Bt0.35 MEGA Bt0.8 PTTEP Bt5.25 SCGD Bt0.15 SCGP Bt0.3	XD BBL Bt5 XE RWI-W3 1: 1 @Bt1.5 PD BA Bt0.5 BKD Bt0.05 GPSC Bt0.44 NETEASE80 Bt0.07127 SCC Bt3.5 TFM Bt0.13	XD DTCI Bt0.25 SAPPE Bt2.18 TIDLOR Bt0.2698 TIDLOR 27: 1 XD(ST) TISCO Bt5.75 TISCO-P Bt5.75 XE SAMART-W3 1: 1 @Bt10 SAMTEL-W1 1: 1.005 @Bt11.936 PD BCP Bt1.5 ITC Bt0.35 LHSC Bt0.166 META80X Bt- MSC Bt0.5 PTTGC Bt0.75 QHPF Bt0.11	XD BUI Bt0.3 BUI 4: 1 XD(ST) QH Bt0.1 TM Bt0.033 WHAUP Bt0.1925 PD BIZ Bt0.3 DCC Bt0.012 DELTA Bt0.45 EGCO Bt3.25 GFPT Bt0.15 GULF Bt0.88 SPVI Bt0.145 SVOA Bt0.0425 TTW Bt0.3	XD AMARC Bt0.039 ANI Bt0.05 BGC Bt0.08 KKP Bt1.75 MFC Bt1.3 NSL Bt0.35 NYT Bt0.36 SPA Bt0.01389 SPA 2: 1 XD(ST) TKC Bt0.15 TPS Bt0.18 PD BPP Bt0.4 CEYE Bt0.15 GPI Bt0.055 IRPC Bt0.03 KIAT Bt0.01 MST Bt0.11 SMPG Bt0.21 TASCO Bt1 THCOM Bt0.13 TU Bt0.24

XD - Cash Dividend
 XD(ST) - Stock Dividend

PD - Payment Date
 XR - Rights for Common

XW - Rights for Warrant
 XT - Rights for Transferable Subscription Right

XE - Warrant Exercise
 CW - Capital write-down

SP - Suspension

Disclaimer

The information in this report has been obtained from sources believed to be reliable. However, its accuracy or completeness is not guaranteed. Any opinions expressed herein reflect our judgment at this date and are subject to change without notice. This report is for information only. It is not to be construed as an offer, or solicitation of an offer to sell or buy any securities. We accept no liability for any loss arising from the use of this document. We or our associates may have an interest in the companies mentioned therein.

InnovestX Securities Company Limited (“INVX”) is wholly owned by SCB X Public Company Limited (“SCBX”) and The Siam Commercial Bank Public Company Limited (“SCB”) is majority-owned by SCBX. Any information related to SCB is for sector comparison purpose.

This document is prepared by InnovestX Securities Company Limited (“INVX”) which is wholly owned by SCB X Public Company Limited (“SCBX”). The Siam Commercial Bank Public Company Limited, which is majority-owned by SCBX, acts as financial advisor of the LH Hotel Leasehold Real Estate Investment Trust. Any opinions, news, research, analyses, prices, statements, forecasts, projections and/or other information contained in this document (the “Information”) is provided as general information purposes only and shall not be construed as individualized recommendation of an offer to buy or sell or the solicitation of an offer to buy or sell any securities. INVX and/or its directors, officers and employees shall not be liable for any direct, indirect, incidental, special or consequential loss or damage, resulting from the use of or reliance on the Information, including without limitation to, damages for loss of profits. The investors shall use the Information in association with other information and opinion, including their own judgment in making investment decision. The Information is obtained from sources believed to be reliable, and INVX cannot guarantee the accuracy, completeness and/or correctness of the Information.

INVX reserves the right to modify the Information from time to time without notice and in its sole discretion. This document is delivered to intended recipient(s) only and is not permitted to reproduce, retransmit, disseminate, sell, distribute, republish, circulate or commercially exploit the Information in any manner without the prior written consent of INVX.

Futures and Options trading carry a high level of risk with the potential for substantial losses, and are not suitable for all persons. Before deciding to trade Futures and Options, you should carefully consider your financial position, investment objectives, level of experience, and risk appetite if Futures and Options trading are appropriate. The possibility exists that you could sustain a loss of some or all of your initial investment. You should be aware of all the risks associated with Futures and Options trading, and you are advised to rely on your own judgment while making investment decision and/or should seek advice from professional investment advisor if you have any doubts.

This document is delivered to intended recipient(s) only and is not permitted to reproduce, retransmit, disseminate, sell, distribute, republish, circulate or commercially exploit the Information in any manner without the prior written consent of INVX.

© Copyright 2022 InnovestX Securities Co., Ltd. All right reserved.

CG Rating 2023 Companies with CG Rating

Companies with Excellent CG Scoring

7UP, AAV, ABM, ACE, ACG, ADB, ADD, ADVANC, AEONTS, AF, AGE, AH, AHC, AIRA, AIT, AJ, AKP, AKR, ALL, ALT, AMA, AMARIN, AMATA, AMATAV, ANAN, AOT, AP, APCO, APCS, ARIP, ARROW, ASEFA, ASK, ASP, ASW, ATP30, AU, AUCTION, AWC, AYUD, B, BA, BAFS, BAM, BANPU, BAY, BBGI, BBIK, BBL, BC, BCH, BCP, BCPG, BDMS, BEC, BEM, BEYOND, BGC, BGRIM, BH, BIZ, BJC, BJCHI, BKI, BLA, BOL, BPP, BRI, BROOK, BRR, BTS, BTW, BWG, BYD, CBG, CENTEL, CFRESH, CHASE, CHEWA, CHG, CHOW, CIMBT, CIVIL, CK, CKP, CM, CNT, COLOR, COM7, COTTO, CPALL, CPAXT, CPF, CPI, CPL, CPN, CPW, CRC, CRD, CSC, CSS, CV, DCC, DDD, DELTA, DEMCO, DMT, DOHOME, DRT, DUSIT, EA, EASTW, ECF, ECL, EE, EGCO, EPG, ERW, ETC, ETE, FE, FLOYD, FN, FPI, FPT, FSX, FVC, GBX, GC, GCAP, GENCO, GFPT, GGC, GLAND, GLOBAL, GPSC, GRAMMY, GULF, GUNKUL, HANA, HARN, HENG, HMPRO, HPT, HTC, ICC, ICHI, ICN, IILINK, ILM, IMH, IND, INET, INTUCH, IP, IRC, IRPC, ITC, ITCL, IVL, JAS, JKS, KBANK, KCC, KCE, KEX, KKP, KSL, KTB, KTC, KTMS, KUMWEL, KUN, LALIN, LANNA, LH, LHF, LIT, LOXLEY, LPN, LRH, LST, M, MAJOR, MALEE, MATCH, MBK, MC, M-CHAI, MCOT, MEGA, MFC, MFEC, MILL, MINT, MONO, MOONG, MSC, MST, MTC, MTI, NC, NCH, NCL, NDR, NER, NKI, NOBLE, NRF, NTV, NVD, NWR, NYT, OCC, OISHI¹, ONEE, OR, ORI, OSP, OTO, PAP, PATO, PB, PCSGH, PDG, PDJ, PG, PHOL, PIMO, PJW, PLANB, PLAT, PLUS, PM, POLY, PORT, PPP, PPS, PR9, PRG, PRINC, PRM, PRTR, PSH, PSL, PT, PTC, PTT, PTTEP, PTTGC, Q-CON, QH, QTC, RATCH, RBF, RPH, RS, RT, S, S&J, SA, SABINA, SAK, SAMART, SAMTEL, SAPPE, SAT, SBNEXT, SC, SCB, SCC, SCCC, SCG, SCGP, SCM, SDC, SEAFCO, SEAOL, SECURE, SELIC, SENA, SENX, SFP², SFT, SGC, SGF, SGP, SHR, SICT, SIRI, SIS, SITHAI, SJWD, SKR, SM, SMPC, SMT, SNC, SNNP, SNP, SO, SPALI, SPC, SPCG, SPI, SPRC, SR, SSC, SSF, SSSC, STA, STC, STEC, STGT, STI, SUC, SUN, SUSCO, SUTHA, SVI, SVT, SYMC, SYNEX, SYNTec, TACC, TAE, TCAP, TCMC, TEAMG, TEGH, TFG, TFMAMA, TGE, TGH, THANA, THANI, THCOM, THIP, THRE, THREL, TIDLOR, TIPH, TISCO, TK, TKN, TKS, TKT, TLI, TM, TMC, TMD, TMT, TNDT, TNITY, TNL, TNR, TOA, TOG, TOP, TPBI, TPC, TPIPL, TPIPP, TPS, TQM, TQR, TRT, TRUE, TRV, TSC, TSTE, TSTH, TTA, TTB, TTCL, TTW, TURTLE, TVDH, TVH, TVO, TVT, TWPC, UAC, UBE, UBIS, UKEM, UP, UPF, UPOIC, UV, VCOM, VGI, VIBHA, VIH, VL, WACOAL, WGE, WHA, WHAUP, WICE, WINMED, WINNER, XPG, YUASA, ZEN

Companies with Very Good CG Scoring

2S, A5, AAI, AIE, ALUCON, AMR, APURE, ARIN, AS, ASIA, ASIAN, ASIMAR, ASN, AURA, BR, BSBM, BTG, CEN, CGH, CH, CHIC, CI, CIG, CMC, COMAN, CSP, DOD, DPAINT, DV8, EFORL, EKH, ESSO, ESTAR, EVER, FORTH, FSMART, FTI, GEL, GPI, HEALTH, HUMAN, IFS, INSET, IT, J, JCKH, JDF, JKN, JMART, JUBILE, K, KCAR, KGI, KIAT, KISS, KK, KTIS, KWC, KWM, LDC, LEO, LHK, MACO, METCO, MICRO, MK, MVP, NCAP, NOVA, NTSC, PACO, PIN, PQS, PREB, PRI, PRIME, PROEN, PROS, PROUD, PSTC, PTECH, PYLON, RCL, SALEE, SANKO, SCI, SCN, SE, SE-ED, SFLEX, SINGER, SKN, SONIC, SORKON, SPVI, SSP, SST, STANLY, STP, SUPER, SVOA, SWC, TCC, TEKA, TFM, TMILL, TNP, TPLAS, TPOLY, TRC, TRU, TRUBB, TSE, VRANDA, WAVE, WFX, WIJK, WIN, WP, XO

Companies with Good CG Scoring

24CS, AMANAH, AMARC, AMC, APP, ASAP, BCT, BE8, BIG, BIOTEC, BLESS, BSM, BVG, CAZ, CCET, CHARAN, CHAYO, CHOTI, CITY, CMAN, CMR, CRANE, CWT, DHOUSE, DTCENT, EASON, FNS, FTE, GIFT, GJS, GTB, GTV, GYT, HL, HTECH, HYDRO, IIG, INGRS, INSURE, IRCP, ITD, ITNS, JCK, JMT, JR, JSP, KBS, KGEN, KJL, L&E, LEE, MASTER, MBAX, MEB, MENA, META, MGT, MITSIB, MJD, MOSHI, MUD, NATION, NNCL, NPK, NSL, NV, OGC, PAF, PCC, PEACE, PICO, PK, PL, PLANET, PLE, PMTA, PPM, PRAKIT, PRAPAT, PRECHA, PRIN, PSG, RABBIT, READY, RJH, RSP, RWI, S11, SAAM, SAF, SAMCO, SAWAD, SCAP, SCP, SIAM, SKE, SKY, SMART, SMD, SMIT, SOLAR, SPA, STECH, STPI, SVR, TC, TCCC³, TEAM, TFI, TIGER, TITLE, TKC, TMI, TNH, TPA, TPAC, TRITN, UBA, UMI, UMS, UTP, VARO, VPO, W, WARRIX, WORK, WPH, YONG, ZIGA

Corporate Governance Report

The material contained in this publication is for general information only and is not intended as advice on any of the matters discussed herein. Readers and others should perform their own independent analysis as to the accuracy or completeness or legality of such information. The Thai Institute of Directors, its officers, the authors and editor make no representation or warranty as to the accuracy, completeness or legality of any of the information contained herein. By accepting this document, each recipient agrees that the Thai Institute of Directors Association, its officers, the authors and editor shall not have any liability for any information contained in, or for any omission from, this publication.

The survey result is as of the date appearing in the Corporate Governance Report of Thai Listed Companies. As a result, the survey result may be changed after that date. InnovestX Securities Company Limited does not conform nor certify the accuracy of such survey result.

To recognize well performers, the list of companies attaining "Good", "Very Good" and "Excellent" levels of recognition (Not including listed companies qualified in the "no announcement of the results" clause from 1 January 2022 to 31 October 2023) is publicized.

¹OISHI was voluntarily delisted from the Stock Exchange of Thailand, effectively on September 6, 2023

²SFP was voluntarily delisted from the Stock Exchange of Thailand, effectively on July 19, 2023

³TCCC was voluntarily delisted from the Stock Exchange of Thailand effectively on August 25, 2023

Anti-corruption Progress Indicator

Certified (ได้มาตรฐาน)

2S, 7UP, AAI, ADVANC, AF, AH, AI, AIE, AIRA, AJ, AKP, AMA, AMANAH, AMATA, AMATAV, AP, APCS, AS, ASIAN, ASK, ASP, AWC, AYUD, B, BAFS, BAM, BANPU, BAY, BBGI, BBL, BCH, BCP, BCPG, BE8, BEC, BEYOND, BGC, BGRIM, BKI, BLA, BPP, BROOK, BRR, BSBM, BTS, BWG, CEN, CENTEL, CFRESH, CGH, CHEWA, CHOTI, CHOW, CIG, CIMBT, CM, CMC, COM7, CPALL, CPAXT, CPF, CPI, CPL, CPN, CPW, CRC, CSC, DCC, DELTA, DEMCO, DOHOME, DRT, DUSIT, EA, EASTW, ECF, EGCO, EP, EPG, ERW, ESTAR, ETC, ETE, FNS, FPI, FPT, FSMART, FTE, GBX, GC, GCAP, GEL, GFPT, GGC, GJS, GPI, GPSC, GSTEEL, GULF, GUNKUL, HANA, HARN, HENG, HMPRO, HTC, ICC, ICHI, IFS, IILINK, ILM, INET, INOX, INSURE, INTUCH, IRPC, ITCL, IVL, JAS, JKN, JR, JTS, KASET, KBANK, KBS, KCAR, KCC, KCE, KGEN, KGI, KKP, KSL, KTB, KTC, L&E, LANNA, LHF, LHK, LPN, LRH, M, MAJOR, MALEE, MATCH, MBAX, MBK, MC, MCOT, META, MFC, MFEC, MILL, MINT, MONO, MOONG, MSC, MST, MTC, MTI, NATION, NCAP, NEP, NKI, NOBLE, NRF, NWR, OCC, OGC, OR, ORI, PAP, PATO, PB, PCSGH, PDG, PDJ, PG, PHOL, PIMO, PK, PL, PLANB, PLANET, PLAT, PM, PPP, PPM, PPS, PR9, PREB, PRG, PRINC, PRM, PROS, PSH, PSL, PSTC, PT, PTECH, PTG, PTT, PTTEP, PTTGC, PYLON, Q-CON, QH, QLT, QTC, RABBIT, RATCH, RML, RS, RWI, S&J, SAAM, SABINA, SAK, SAPPE, SAT, SC, SCC, SCCC, SCG, SCGP, SCM, SCN, SEAOL, SE-ED, SELIC, SENA, SGC, SGP, SIRI, SITHAI, SKR, SMIT, SMK, SMPC, SNC, SNP, SORKON, SPACK, SPALI, SPC, SPI, SPRC, SRICHA, SSF, SSP, SSSC, SST, STA, STGT, STOWER, SUSCO, SVI, SYMC, SYNTec, TAE, TAKUNI, TASCOC, TCAP, TCMC, TFG, TFI, TFMAMA, TGE, TGH, THANI, THCOM, THIP, THRE, THREL, TIDLOR, TIPCO, TISCO, TKS, TKT, TMD, TMILL, TMT, TNITY, TNL, TNP, TNR, TOG, TOP, TOPP, TPA, TPCS, TRT, TRU, TSC, TSI, TSTE, TSTH, TTA, TTB, TTCL, TU, TVDH, TVO, TWPC, UBE, UBIS, UEC, UKEM, UOBKH, UV, VCOM, VGI, VIH, WACOAL, WHA, WHAUP, WICE, WIJK, XO, YUASA, ZEN, ZIGA

Declared (ได้มาตรฐาน)

ACE, ADB, ALT, AMC, ASW, BLAND, BTG, BYD, CAZ, CBG, CV, DEXON, DMT, EKH, FSX, GLOBAL, GREEN, ICN, IHL, ITC, J, JMART, JMT, LEO, LH, MENA, MITSIB, MODERN, NER, NEX, OSP, PEER, PLUS, POLY, PQS, PRIME, PROEN, PRTR, RBF, RT, SA, SANKO, SCB, SENX, SFLEX, SIS, SKE, SM, SVOA, TBN, TEGH, TIPH, TKN, TPAC, TPLAS, TQM, TRUE, W, WPH, XPG

N/A

24CS, 3K-BAT, A, A5, AAV, ABM, ACAP, ACC, ACG, ADD, ADVICE, AEONTS, AFC, AGE, AHC, AIT, AJA, AKR, AKS, ALL, ALLA, ALPHAX, ALUCON, AMARC, AMARIN, AMR, ANAN, ANI, AOT, APCO, APEX, APP, APURE, AQUA, ARIN, ARIP, ARROW, ASAP, ASEFA, ASIA, ASIMAR, ASN, ATP30, AU, AUCTION, AURA, B52, BA, BBIK, BC, BCT, BDMS, BEAUTY, BEM, BGT, BH, BIG, BIOTEC, BIS, BIZ, BJC, BJCHI, BKD, BKGI, BLC, BLESS, BLISS, BM, BOL, BR, BRI, BROOK, BSM, BSRC, BTNC, BTW, BUI, BVG, CCET, CCP, CEYE, CGD, CH, CHARAN, CHASE, CHAYO, CHG, CHIC, CHO, CI, CITY, CIVIL, CK, CKP, CMAN, CMO, CMR, CNT, COCOCO, COLOR, COMAN, CPANEL, CPH, CPR, CPT, CRANE, CRD, CREDIT, CSP, CSR, CSS, CTW, CWT, D, DCON, DDD, DHOUSE, DITTO, DOD, DPAINT, DTCENT, DTICI, DV8, EASON, ECL, EE, EFORL, EMC, ETL, EURO, EVER, F&D, FANCY, FE, FLOYD, FMT, FN, FORTH, FTI, FVC, GABLE, GENCO, GFC, GIFT, GL, GLAND, GLOCON, GLORY, GRAMMY, GRAND, GSC, GTB, GTV, GYT, HEALTH, HFT, HL, HPT, HTECH, HUMAN, HYDRO, I2, IFEC, IIG, IMH, IND, INGRS, INSET, IP, IRC, IRCP, IT, ITD, ITNS, ITTHI, JAK, JCK, JCKH, JCT, JDF, JPARK, JSP, JUBILE, K, KAMART, KC, KCG, KCM, KDH, KEX, KIAT, KISS, KJL, KK, KKC, KLINIQU, KOOL, KTIS, KTMS, KUMWEL, KUN, KWG, KWII, KWM, KYE, LALIN, LDC, LEE, LIT, LOXLEY, LPH, LST, MANNIN, MASTER, MATI, MCA, M-CHAI, MCS, MDX, MEB, MEGA, METCO, MGC, MGI, MGT, MICRO, MIDA, MJD, MK, ML, MORE, MOSHI, MTW, MUD, MVP, NAM, NAT, NC, NCH, NCL, NDR, NETBAY, NEW, NEWS, NFC, NL, NNCL, NOK, NOVA, NPK, NSL, NTSC, NTV, NUSA, NV, NVD, NYT, OHTL, ONEE, ORN, PACE, PACO, PAF, PANEL, PCC, PEACE, PERM, PF, PHG, PICO, PIN, PJW, PLE, PLT, PMTA, POLAR, PORT, POST, PPM, PRAKIT, PRAPAT, PRECHA, PRI, PRIN, PRO, PROUD, PSG, PSP, PTC, PTL, RAM, RCL, READY, RJH, ROCK, ROCTEC, ROH, ROJINA, RP, RCP, RPH, RSP, S, S11, SABUY, SAF, SAFARI, SAFE, SALEE, SAM, SAMART, SAMCO, SAMTEL, SAUCE, SAV, SAWAD, SAWANG, SBNEXT, SCAP, SCGD, SCI, SCL, SCP, SDC, SE, SEAFCO, SECURE, SFT, SGF, SHANG, SHR, SIAM, SICT, SIMAT, SINGER, SINO, SISB, SJWD, SK, SKN, SKY, SLM, SLP, SMART, SMD, SMT, SNNP, SO, SOLAR, SONIC, SPA, SPCG, SPG, SPVI, SQ, SR, SRS, SSC, STANLY, STARK, STC, STEC, STECH, STHAI, STI, STP, STPI, SUC, SUN, SUPER, SUTHA, SVR, SVT, SWC, SYNEX, TACC, TAN, TPAC, TC, TCC, TCJ, TCOAT, TEAM, TEAMG, TEKA, TFM, TGPRO, TH, THAI, THANA, THE, THG, THMUJ, TIGER, TITLE, TK, TNC, TLI, TM, TMC, TMI, TMW, TNDT, TNH, TNPC, TOA, TPBI, TPCH, TPIPL, TPL, TPOLY, TPP, TQS, TQR, TR, TRC, TRITN, TRP, TRUBB, TRV, TSE, TTI, TTT, TTW, TURTLE, TVH, TVT, TWP, TWZ, TYCN, UAC, UBA, UMI, UMS, UNIQ, UP, UPF, UPOIC, UREKA, UTP, UVAN, VARO, VIBHA, VL, VNG, VPO, VRANDA, WARRIX, WAVE, WELL, WFX, WGE, WIN, WINDOW, WINMED, WINNER, WORK, WORLD, WP, YGG, YONG, ZAA

Explanations

Companies participating in Thailand's Private Sector Collective Action Coalition Against Corruption programme (Thai CAC) under Thai Institute of Directors (as of November 1, 2023) are categorised into: companies that have declared their intention to join CAC, and companies certified by CAC.