

สวัสดี ตอนเช้า

Market today

Upper bound still limited

SET technical indicators are still weak, limiting any recovery to resistances of 1385 and 1390; the lower bound is limited at support of 1368, which is a following point. If the index falls below this, indicators will continue negative, with the next support at 1360. Some stock markets around the world will be closed Monday for the Easter holiday.

Today's highlights

- US headline PCE index in Feb rose 2.5%YoY, while Core PCE index for Feb rose 2.8%YoY, in line with market expectations. The Fed says this aligns with what it wants to see and forecasts.
- China manufacturing PMI in Mar reversed its trend to rise for the first time in six months, rising to 50.8, beating expectations, indicating business activities are expanding. Non-manufacturing PMI for Mar increased to 53.0, the highest since Sep 2023.
- The EIA reported a reduction in US crude oil production for Jan to 12.5mn bbl/day, a 6% decrease from the historical high in Dec 2023, following cold weather conditions.
- The US Congress has issued a strict ban prohibiting employees of the US Congress from using Microsoft's Copilot, citing risks to users due to potential data leaks.
- The president has amended various criteria with the goal of making it increasingly difficult for China to access AI chips and chip manufacturing tools from the US as part of its efforts to restrict China's chip manufacturing industry.
- TAT reported more than 9mn foreigners visited Thailand in the first three months, and expects to exceed its 2024 target of 35mn. This prompted an immediate campaign to stimulate domestic tourism in Thailand, encouraging Thai people to travel within the country.

Strategy today

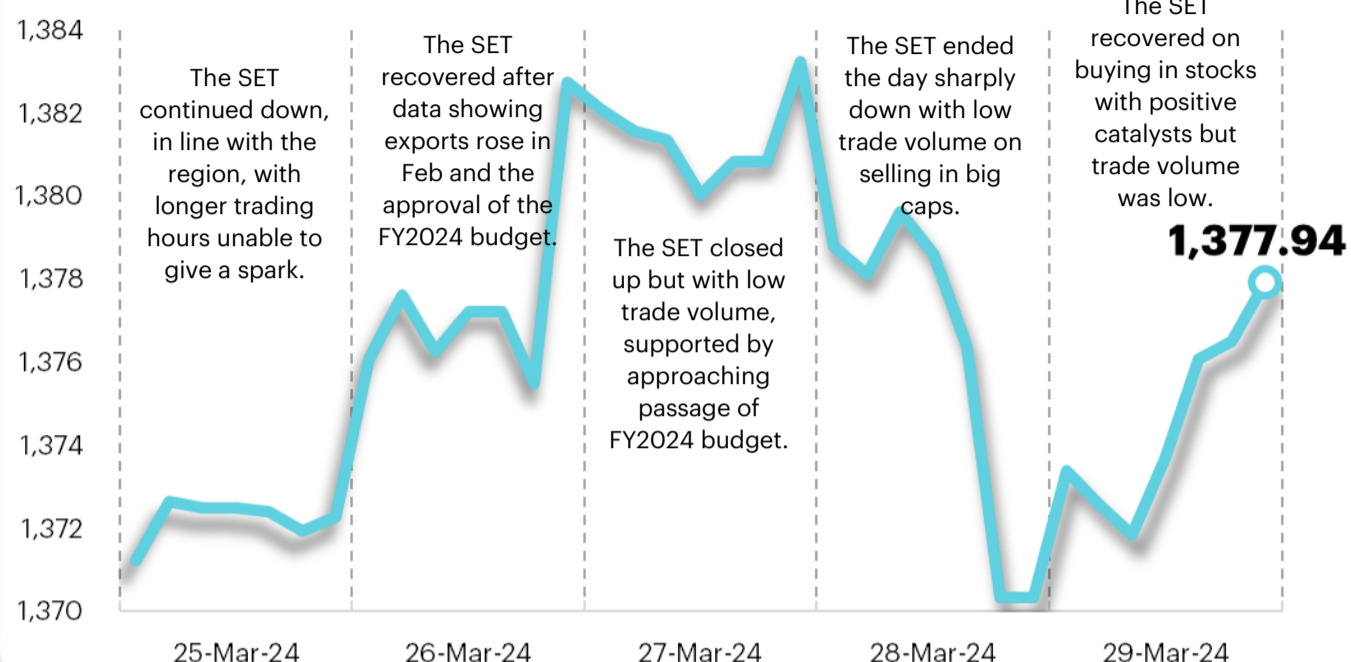
In the short term, the Thai capital market is likely to recover on hopes for recovery in China and US manufacturing PMI, while Thai inflation is expected to remain low enough, leading to expectations of an interest rate cut by the BoT. The strategy is "Selective Buy".

Daily report

Monday, April 1, 2024

Support - Resistances

1368/1360 – 1385/1390



Trading today

In the short term the SET is likely to recover on expectation of recovery in China and US manufacturing PMI. We recommend "Selective Buy" in four main themes:

- 1) Speculative stocks after Brent exceeded US\$85/bbl, with lower recession concerns supporting demand, while supply is affected by tension between Russia and Ukraine. For high risk-takers, we recommend trading PTTEP (long-term oil price up by US\$1/bbl raises target price by Bt5/share) and TOP (refinery margin and inventory gain); the rise in price is negative to oil retailing (low marketing margin) and the aviation sector (higher cost).
- 2) Stocks that benefit from recovery in manufacturing (especially China) and whose profit has bottomed but this is not yet reflected in stock price – GFPT, KCE, SCGP, IVL and PTTGC.
- 3) Stocks that benefit from seasonally improving tourism as the country celebrates Songkran. This year the government is organizing a 21-day Songkran festival beginning April 1 and running through April 21 (13-year historical data shows tourism stocks provide good returns in April, at an average of 2.5%MoM) – AOT, ERW, MINT and CPALL.
- 4) Speculative stocks on the beginning of a downtrend in interest rate, especially if Thai inflation rate in March continues low – Finance (TIDLOR), Utilities (GULF) and Transportation (AOT).

Daily top picks

TU: Core profit is expected to be Bt922mn, growing by 15%YoY, supported by better sales and margin which led by animal feed business, but expected to decline -25%QoQ due to seasonal. 2Q24 profit momentum will be stronger, growing YoY and QoQ, and there will be a stock buyback programme to support the stock price.

SCGP: The stock benefits from a recovery of manufacturing (especially China) and operating result has passed the bottom. 1Q24 core profit is expected to grow to around Bt1.5bn, 13.8%QoQ and 40.5%YoY, from better operation in Indonesia and limited downside as the stock price has declined to -2S.D. of PER mean.



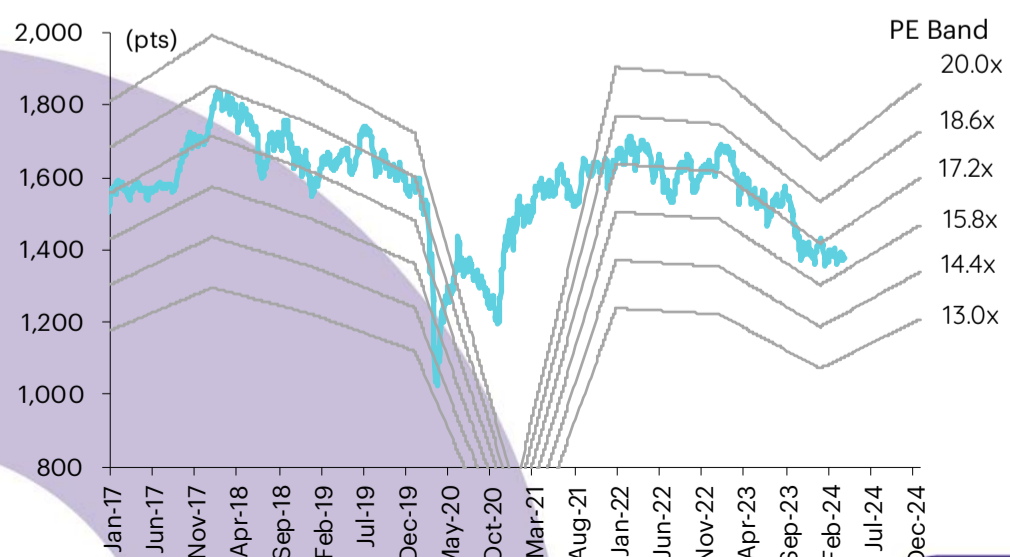
Today's reports

- Bank** – 1Q24F: Mostly up both YoY and QoQ
- Bank** – Presentation
- TU (High conviction)** – Overdone drop in share price

What to watch

Date	Event
1 Apr	Economic release: JP – Tankan manufacturing and non-manufacturing index for 1Q23; JP – Final manufacturing PMI for Mar; US – ISM manufacturing PMI for Mar
2 Apr	Economic release: US – JOLTS job openings for Feb; EU – Final manufacturing PMI for Mar
3 Apr	Economic release: US – ISM services PMI for Mar, ADP non-farm employment change for Mar, crude oil inventories; JP – Final services PMI for Mar; EU – CPI flash estimate for Mar, unemployment rate for Feb Event: OPEC+ ministerial meetings
4 Apr	Economic release: EU – PPI for Feb, final services PMI for Mar; US – Unemployment claims, trade balance for Feb
5 Apr	Economic release: JP – Household spending for Feb; EU – Retail sales for Feb; US – Average hourly earnings, non-farm employment change and unemployment rate for Mar

SET Index movement



Daily report Monday, April 1, 2024

SET Index series

Index	29 Mar (pts)	Chg (pts)	Chg (%)	Value (Btmn)
SET	1,377.94	7.60	0.55	26,472.78
SET50	844.41	6.10	0.73	16,144.49
SET100	1,870.80	12.90	0.69	20,353.74
sSET	893.01	(0.22)	(0.02)	2,341.01
SETCLMV	819.20	4.60	0.56	9,201.72
SETHD	1,083.35	7.00	0.65	6,501.81
SETESG	895.66	4.37	0.49	17,441.00
SETWB	815.52	2.99	0.37	5,131.21
mai	411.72	0.43	0.10	1,290.72

Trading summary by investor type

(Btmn)	29 Mar	WTD	MTD	YTD
Foreign				
Net	645	(113)	(41,314)	(69,326)
Breakdown (%)	47.65	50.73	53.03	54.07
Institution				
Net	(288)	(2,756)	1,689	(6,173)
Breakdown (%)	11.63	9.54	8.57	9.14
PropTrade				
Net	(182)	(490)	(1,567)	(2,893)
Breakdown (%)	6.04	7.34	6.73	6.98
Individual				
Net	(175)	3,360	41,193	78,392
Breakdown (%)	34.68	32.39	31.67	29.81

S50 futures trading by foreign investors

(Contract)	29-Mar	WTD	MTD	YTD
Foreign	17,709	(8,097)	102,406	5,927
Institution	(5,723)	(9,600)	(15,306)	(4,078)
Customer	(11,986)	17,697	(87,100)	(1,849)

Bond trading by foreign investors

(Btmn)	29-Mar	WTD	MTD	YTD
Buy	5,168	25,990	68,272	218,163
Sell	3,581	10,790	77,291	246,741
Net	1,587	15,201	(9,018)	(28,578)

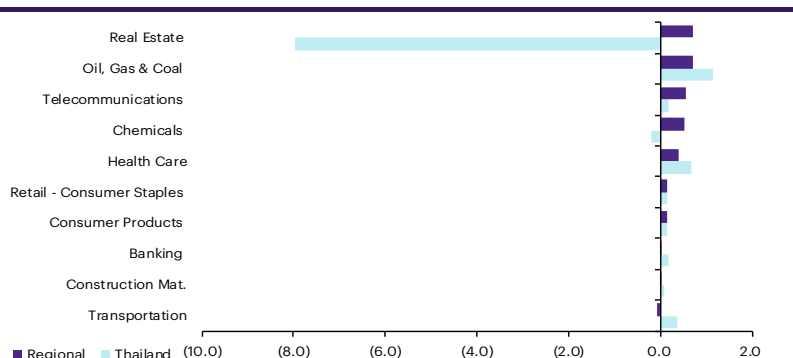
Market update

Global market movement

	29-Mar	Index	Chg (pts)	Performance (%)				PE (x)		EPS gth (%)		PBV (x)		ROE (%)	
				1D	WTD	MTD	YTD	24F	25F	24F	25F	24F	25F	24F	25F
S&P 500		5,254	0.00	0.0	0.4	3.1	10.2	21.9	19.2	8.2	14.1	4.3	3.9	18.5	18.9
Euro Stoxx 600		513	0.00	0.0	0.6	3.7	7.0	14.1	12.7	(3.0)	11.5	1.9	1.8	12.9	13.3
Japan		40,369	201.37	0.5	(1.3)	3.1	20.6	24.0	20.9	37.5	14.4	2.2	2.0	9.3	9.7
Hang Seng		16,541	0.00	0.0	0.3	0.2	(3.0)	8.2	7.5	9.2	9.5	0.9	0.8	10.4	10.2
MSCI Asia x J		655	2.03	0.3	0.2	2.3	2.0	13.5	11.4	19.7	18.8	1.5	1.3	10.8	11.5
Philippines		6,904	0.00	0.0	0.3	(0.6)	7.0	11.8	10.8	17.2	9.5	1.4	1.3	12.0	12.2
Indonesia		7,289	0.00	0.0	(0.8)	(0.4)	0.2	14.2	12.9	31.7	9.8	1.9	1.8	13.5	13.7
Malaysia		1,536	5.47	0.4	(0.4)	(1.0)	5.6	13.8	12.8	0.5	7.8	1.3	1.2	9.6	9.6
Thailand		1,378	7.60	0.6	(0.2)	0.5	(2.7)	14.6	13.2	14.2	11.2	1.3	1.3	9.1	9.6
Asean 4 - simple avg.				0.2	(0.3)	(0.4)	2.5	13.6	12.4	15.9	9.6	1.5	1.4	11.0	11.3
China		3,041	30.50	1.0	(0.2)	0.9	2.2	10.8	10.7	27.0	1.0	1.2	1.2	9.9	10.8
India		73,651	0.00	0.0	1.1	1.6	2.0	24.2	18.6	8.2	29.9	3.2	2.9	15.7	16.2
Singapore		3,224	0.00	0.0	0.2	2.6	(0.5)	10.6	10.2	3.0	4.6	1.0	1.0	9.9	9.8
Taiwan		20,294	147.90	0.7	0.3	7.0	13.2	18.6	15.6	27.5	19.7	2.5	2.3	13.2	14.6
Korea		2,747	0.81	0.0	(0.1)	3.9	3.4	10.9	9.1	65.1	19.3	0.9	0.9	8.2	9.6
Others				0.4	0.3	3.2	4.1	15.0	12.8	26.2	14.9	1.8	1.7	11.4	12.2

Regional sector movement

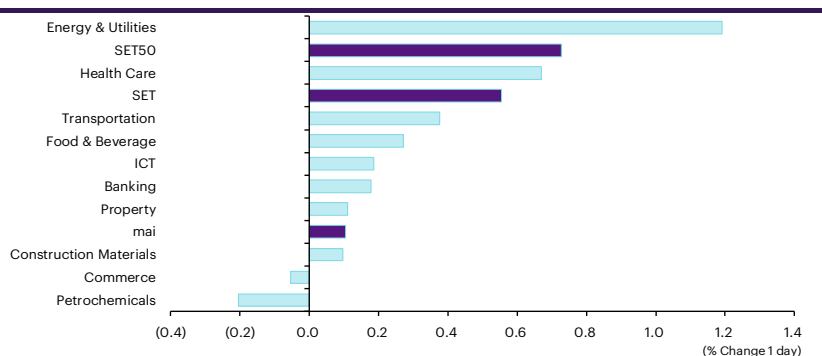
	Price performance (%) *			
	29-Mar	WoW	MoM	YTD
Banking	0.04	(0.46)	0.06	2.68
Chemicals	0.53	(1.06)	3.88	(9.20)
Construction Mat.	0.01	(1.33)	(0.25)	(3.32)
Consumer Products	0.14	(1.11)	(0.60)	(6.81)
Health Care	0.39	(1.04)	(1.30)	(6.35)
Oil, Gas & Coal	0.71	(0.09)	1.40	(2.46)
Real Estate	0.72	0.31	2.67	(2.37)
Retail - Consumer Staples	0.14	(1.11)	(0.60)	(6.81)
Telecommunications	0.56	(1.00)	3.04	(2.69)
Transportation	(0.08)	(0.93)	(0.57)	(4.37)



* Regional sector price performances (%) are based on US\$ and Thai sector price performances (%) are based on baht

Thailand sector movement

	Price performance (%)			
	29-Mar	WoW	MTD	YTD
Banking	0.18	(0.40)	0.53	(2.77)
Commerce	(0.05)	0.08	(3.08)	(1.69)
Construction Materials	0.10	0.35	(2.78)	(11.40)
Energy & Utilities	1.19	(0.58)	0.48	(2.57)
Food & Beverage	0.27	0.03	(1.67)	(5.14)
Health Care	0.67	(0.96)	0.13	(0.50)
ICT	0.19	(1.40)	1.71	1.40
Petrochemicals	(0.20)	(2.07)	1.10	(4.92)
Property	0.11	0.92	0.43	(2.77)
Transportation	0.38	0.39	2.42	5.16
SET	0.55	(0.22)	0.53	(2.68)
SET50	0.73	(0.40)	0.98	(3.52)
MAI	0.10	(0.86)	(0.77)	0.03



10 Most active stocks by value

Stock	Price (Bt)	Value (Btmn)	Chg (%)
DELTA	74.50	1,114.77	3.11
PTTEP	153.00	1,040.10	2.68
BTS	5.65	861.48	0.89
KTB	17.00	710.37	1.19
AOT	65.50	638.61	0.38
SCB	114.00	649.26	-
BDMS	28.50	526.11	0.88
ADVANC	205.00	511.66	0.49
PTT	34.00	509.21	1.49
LH	7.40	503.28	0.68

Top 10 gainers

Stock	Price (Bt)	Value (Btmn)	Chg (%)
JCK	0.32	41.98	33.33
CEN	2.46	0.71	14.95
3K-BAT	34.00	0.01	7.94
TEKA	2.24	11.08	6.67
TPP	15.80	0.02	6.04
TKS	7.15	18.41	5.93
DEMCO	3.60	9.89	5.88
PTG	8.90	109.11	4.71
DIF	7.90	257.57	4.64
UMI	0.76	0.65	4.11

Top 10 losers

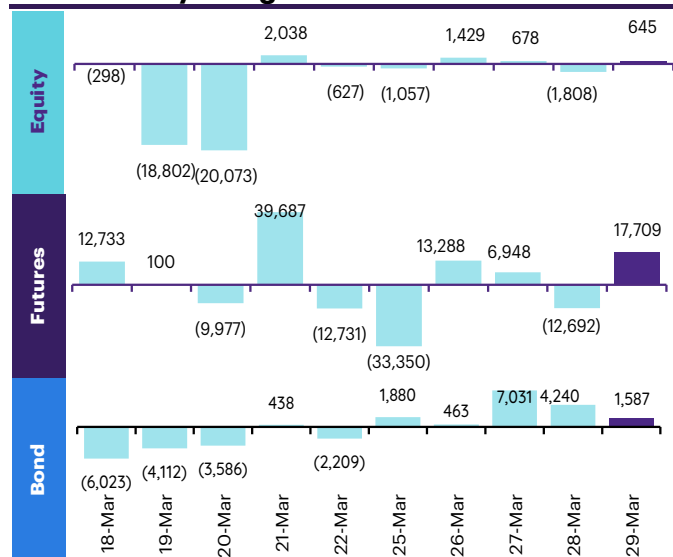
Stock	Price (Bt)	Value (Btmn)	Chg (%)
JKN	0.51	18.48	(31.08)
B52	0.68	0.10	(26.88)
TWZ	0.03	0.43	(25.00)
GIFT	4.30	106.19	(12.60)
AFC	5.30	0.47	(10.17)
TFI	0.09	0.06	(10.00)
Q-CON	15.10	32.72	(8.48)
GREEN	1.08	52.03	(8.47)
B	0.11	0.99	(8.33)
MILL	0.25	2.56	(7.41)

Fund flow monitor

Regional foreign fund flows to equity

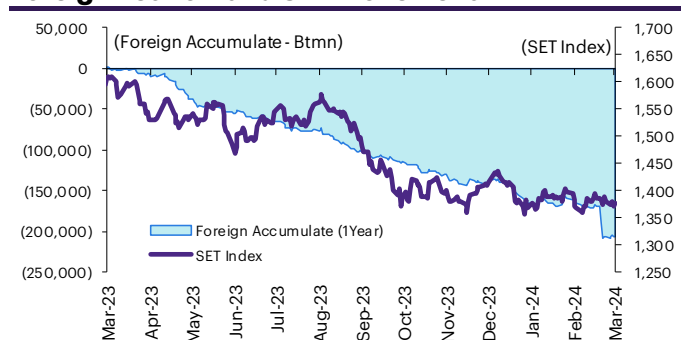
(US\$ Mn)	Thailand	Indonesia	Philippines	Malaysia	Vietnam	India	Taiwan	South Korea	Japan
Daily									
29-Mar-24	18				(32)		(169)	603	
28-Mar-24	(50)	(25)			(54)		(831)	50	
27-Mar-24	19	(54)	(6)	(66)	(76)	485	(236)	257	
26-Mar-24	39	(26)	(32)	(7)	(7)	(380)	(336)	516	
25-Mar-24	(29)	(20)	(4)	3	(22)		(280)	114	
Weekly									
WTD	(3)	(125)	(42)	(70)	(190)	105	(1,853)	1,540	(5,887)
22-Mar-24	(1,046)	136	9	(66)	(128)	(872)	(1,445)	2,613	(5,887)
15-Mar-24	(0)	475	(56)	(88)	(106)	2,302	(497)	(771)	(9,807)
8-Mar-24	(72)	43	31	(320)	(40)	1,937	3,436	434	2,561
1-Mar-24	(188)	(193)	22	(106)	4	818	(11)	756	1,891
Monthly									
MTD	(1,145)	506	(46)	(586)	(456)	3,733	(93)	3,816	(11,242)
Feb-24	82	646	129	277	(113)	483	3,390	6,120	7,415
Jan-24	(870)	534	80	145	7	(3,141)	1,433	2,254	17,148
Dec-23	(2)	497	18	56	(411)	7,024	5,361	3,637	(8,192)
YTD	(1,933)	1,686	163	(164)	(562)	1,076	4,729	12,189	13,320

Thailand daily foreign net flows

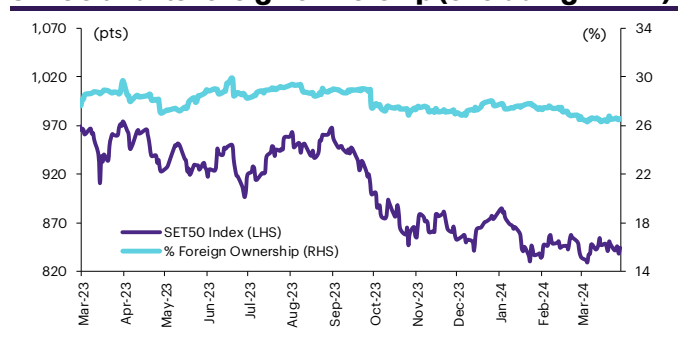


	Equity (Btmn)	SET50 futures (Contract)	Bond (Btmn)*	Bond (Btmn)
Daily				
29-Mar-24	645	17,709	2,973	1,587
Weekly				
WTD	(113)	(8,097)	(1,356)	15,201
22-Mar-24	(37,762)	29,812	5,095	(15,492)
15-Mar-24	(5)	23,612	4,045	(11,167)
8-Mar-24	(2,602)	75,843	12,703	203
1-Mar-24	(6,725)	(80,577)	(13,544)	1,306
Monthly				
MTD	(41,314)	102,406	17,387	(9,018)
Feb-24	2,862	(3,311)	(487)	(15,327)
Jan-24	(30,874)	(93,168)	(15,963)	(4,233)
Dec-23	(204)	79,565	13,853	(11,508)
Quarterly				
QTD	(69,326)	5,927	937	(28,578)
4Q23	(35,319)	73,626	13,162	21,611
3Q23	(50,031)	(123,844)	(22,416)	(26,109)
2Q23	(50,263)	(85,648)	(15,901)	(7,364)
1Q23	(56,876)	(107,230)	(22,225)	22,792
YTD				
2023	(192,490)	(243,096)	(47,380)	10,930
2022	202,694	115,584	24,743	213,107

Foreign net flow and SET movement



SET50 and its foreign ownership (excluding NVDR)



Foreign buy/sell activity monitor

Most foreign holding value change

	Fgn hld (%)	Δ Fgn (M.shares)	Buy* (Btmn)
AOT	8.50	2.49	163
PTT	8.46	3.21	109
OSP	21.85	4.32	88
TISCO	38.29	0.77	77
KCE	22.70	1.78	71
COM7	7.37	3.61	69
ADVANC	36.88	0.33	69
WHA	15.52	14.37	68
SCB	19.07	0.52	59
CPALL	27.26	0.80	44

	Fgn hld (%)	Δ Fgn (M.shares)	Sell* (Btmn)
BH	32.57	(1.50)	(335)
CK	18.10	(2.77)	(63)
BH	32.57	(1.50)	(335)
DELTA	94.00	(0.77)	(57)
CPN	19.45	(0.72)	(46)
BDMS	25.79	(1.28)	(37)
BCH	13.18	(1.74)	(36)
PTTEP	13.33	(0.20)	(30)
EA	34.86	(0.86)	(29)
HMPRO	13.14	(1.24)	(13)

Top-5 NVDR net buy/sell

	Buy* (Btmn)	Sell* (Btmn)
PTTEP	126	(114)
LH	95	(95)
TU	93	(76)
DELTA	86	(72)
GULF	62	(55)
ITC	61	(52)
AP	47	(49)
KTB	43	(41)
MINT	42	(36)
BH	38	(36)

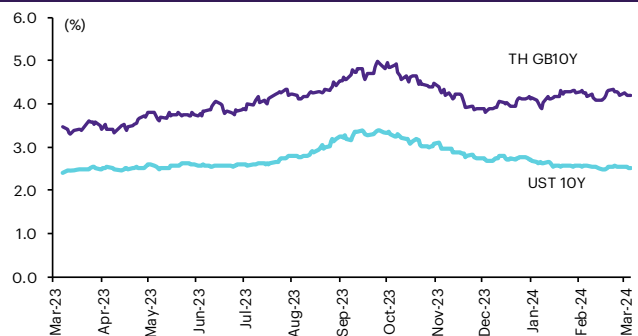
* InnovestX Research estimates

Multi-asset price update

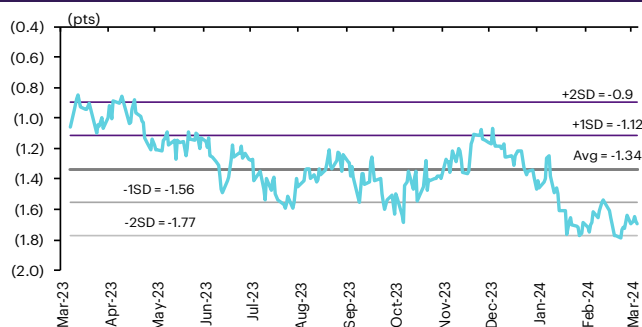
Key indicator update

	Close	29-Mar	WoW	MoM	YoY	YTD
Financial market condition						
VIX Index	13.01	0.00	(0.38)	(6.00)	(31.60)	4.50
Europe CDS (bps)	54.199	0.01	(1.20)	(1.42)	(34.25)	(4.38)
LIBOR OIS Spread (bps)	0	0.00	0.00	0.00	(24.78)	0.00
TED Spread (bps)	0.1981	0.00	(1.42)	(1.37)	(20.32)	(6.26)
Exchange rate						
Dollar Index	104.49	(0.04)	0.05	0.52	2.26	3.07
USD/THB	36.36	(0.27)	0.06	1.11	6.61	5.79
EUR/USD	1.08	0.01	(0.14)	(0.43)	(1.05)	(2.24)
USD/JPY	151.30	(0.08)	(0.08)	0.45	14.04	7.31
Bond: (Change in basis points)						
TH Gov Bond 2Y	2.15%	(0.40)	(0.56)	(0.31)	35.73	(19.30)
TH Gov Bond 10Y	2.51%	(1.32)	(4.95)	(5.46)	14.41	(18.99)
US Gov Bond 2Y	4.63%	(0.20)	2.86	(2.56)	51.09	36.61
US Gov Bond 10Y	4.20%	0.00	0.03	(6.74)	64.42	31.78
Commodities						
CRB Index	536.35	0.22	0.38	2.49	(2.38)	5.10
Gold (US\$/oz)	2,233.48	0.06	3.18	9.81	12.81	8.28
Gross Refining Margin (US\$/bbl)	4.66	(14.18)	(31.37)	(35.19)	(39.56)	(25.91)
Dubai Crude (US\$/bbl)	84.15	0.00	0.15	(4.07)	7.24	8.82
NYMEX Crude (US\$/bbl)	83.17	0.00	3.15	5.90	11.83	71.70
Baltic Dry Index (pts)	1,821.00	0.00	(17.08)	(10.78)	29.79	(13.04)

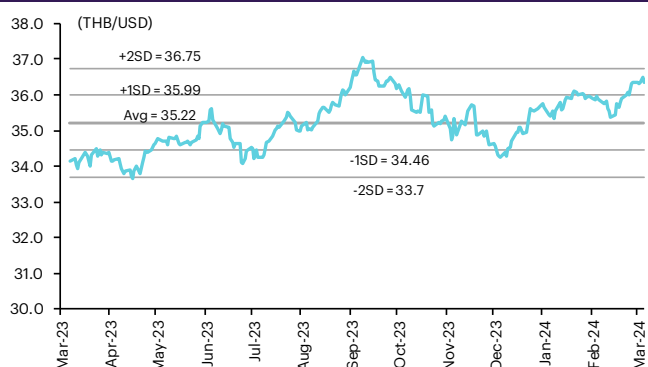
Thai and US 10-year government bond yield



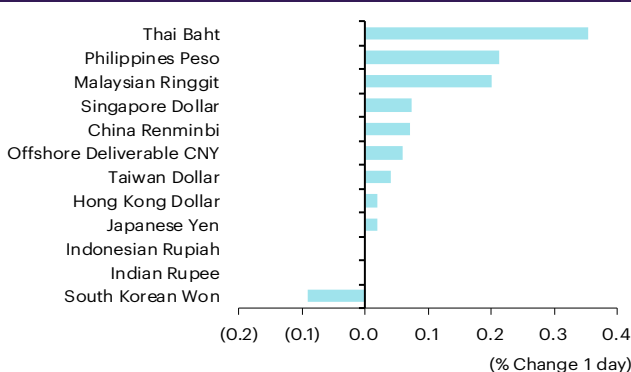
Thai and US 10-year government bond spread



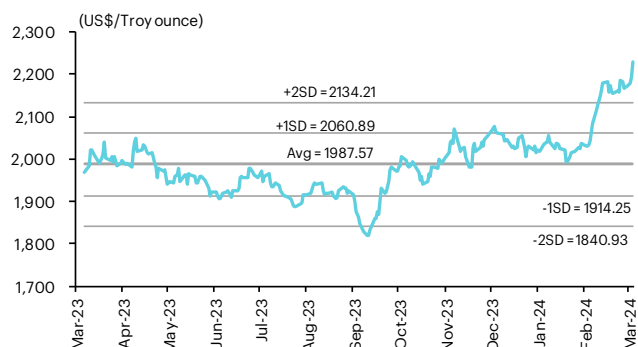
THB/USD exchange rate



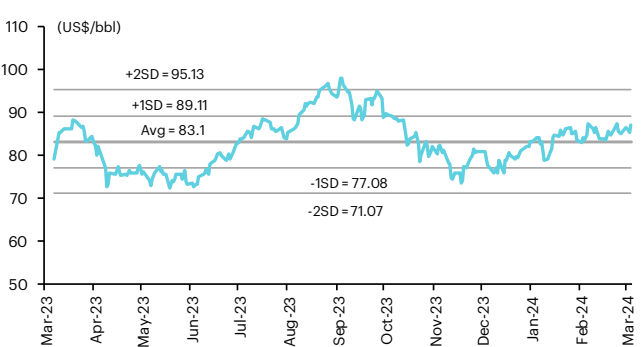
Regional foreign exchange rate spot return



Gold



Brent crude



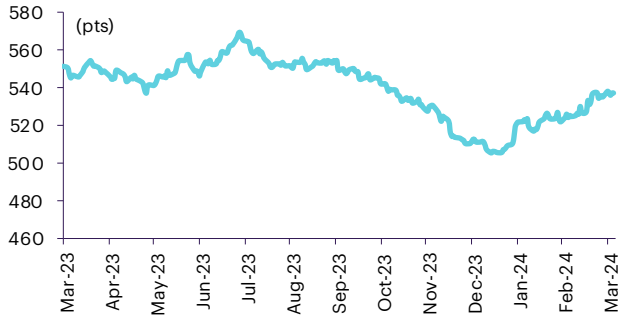
Commodities daily price update

	As of 29-Mar-24	-1W %	Avg. Price QTD in 1Q24	% QoQ	% YoY	Avg. Price in '23	% YoY	Avg. Price in '24	% YoY	Update
CRB Index	536.35	0.4	521.22	(2.0)	(5.5)	546.31	(7.81)	521.22	(4.6)	Daily
Energy Prices										
Crude Oil - Dubai (US\$/bbl)	86.75	0.5	81.50	(2.8)	2.5	81.93	(15.62)	81.50	(0.5)	Daily
Brent Crude (US\$/bbl)	86.96	1.8	83.04	(1.4)	2.3	82.60	(18.40)	83.04	0.5	Daily
West Texas Int. Cushing (US\$/bbl)	83.17	1.8	76.99	(1.9)	(5.2)	77.59	(17.93)	76.99	(0.8)	Daily
Crude Oil - Asia-Pacific Tapis Oil Spot (US\$/bbl)	91.37	0.3	86.24	(3.2)	6.2	86.52	(19.56)	86.24	(0.3)	Daily
Natural Gas Henry Hub (US\$/mmBTU)	1.75	(4.6)	2.10	(26.0)	(37.2)	3.10	(21.05)	2.10	(32.2)	Daily
Coal Price NEX (US\$/MT)	127.54	1.2	129.39	(5.2)	(51.2)	178.13	(51.19)	129.39	(27.4)	Friday
Oil Product Prices and Gross Refinery Margin										
Gas Oil 500 ppm Sulfur Singapore (US\$/bbl)	105.74	3.5	101.21	(3.3)	(4.3)	103.11	(21.20)	101.21	(1.8)	Daily
Gas Oil - Dubai (US\$/bbl)	18.99	19.9	19.71	(5.4)	(24.8)	21.18	(37.25)	19.71	(6.9)	Daily
Gasoline, 92 RON Spot (US\$/bbl)	105.74	6.1	101.21	(3.3)	(4.3)	103.11	(21.20)	101.21	(1.8)	Daily
Gasoline - Dubai (US\$/bbl)	18.99	42.7	19.71	(5.4)	(24.8)	21.18	(37.25)	19.71	(6.9)	Daily
Fuel Oil 180 Singapore Spot (US\$/bbl)	76.06	0.7	69.88	(33.3)	11.5	70.05	(12.98)	69.88	(0.2)	Daily
Fuel Oil - Dubai (US\$/bbl)	(10.69)	(1.2)	(11.62)	(9.9)	(31.0)	-11.88	(28.43)	(11.62)	(2.2)	Daily
Jet Kerosene - Spot Price (US\$/bbl)	100.75	(3.6)	102.54	(5.0)	(4.5)	105.01	(16.72)	102.54	(2.3)	Daily
Jet Kerosene - Dubai (US\$/bbl)	14.00	(23.0)	21.05	(12.5)	(24.5)	23.08	(20.38)	21.05	(8.8)	Daily
SG Refinery Margin (US\$/bbl)	4.66	(31.4)	5.47	(42.7)	(33.7)	6.86	95.65	7.30	6.4988	Daily
Olefins Product Prices and Spread										
Ethylene, FOB Japan Spot (US\$/MT)	900	0.0	890	(3.9)	3.6	835	(16.61)	890	6.7	Tuesday
Ethylene Spread (US\$/MT)	189	4.2	204	318.8	27.7	181	(14.77)	204	13.1	Daily
Propylene, FOB Japan Spot (US\$/MT)	835	0.6	822	(0.2)	(10.9)	848	(14.27)	822	(3.1)	Tuesday
Propylene Spread (US\$/MT)	124	11.3	137	(17.1)	(38.9)	195	(3.11)	137	(29.8)	Daily
Naphtha - Singapore Spot FOB (US\$/MT)	711	(1.1)	686	4.0	(2.0)	654	(17.11)	686	4.9	Daily
Polyolefins Prices and Spread										
Polye HDPE SE Asia (US\$/MT)	1,040	0.0	1,021	8.8	(4.7)	1,033	(12.49)	1,021	(1.1)	Tuesday
HDPE-Naphtha Spread (US\$/MT)	329	2.4	335	216.0	(9.8)	379	(3.18)	335	(11.5)	Daily
Polye LDPE-Film, CFR SE Asia Spot (US\$/MT)	1,140	0.0	1,094	7.0	(4.9)	1,053	(26.77)	1,094	3.9	Tuesday
LDPE-Naphtha Spread (US\$/MT)	429	1.8	408	172.4	(9.4)	399	(38.51)	408	2.2	Daily
PP Film, Spot South East Asia (US\$/MT)	1,010	1.0	989	3.1	(7.5)	999	(14.92)	989	(0.9)	Tuesday
PP Spread (US\$/MT)	299	6.3	304	0.9	(17.8)	345	(10.45)	304	(11.9)	Daily
MEG Prices and Spread										
MEG, CFR South East Asia (US\$/MT)	535	(3.6)	548	11.5	4.4	500	(14.40)	548	9.5	Tuesday
MEG Spread (US\$/MT)	-23	666.7	-4	(90.3)	(52.8)	-17	(52.64)	-4	n.m.	Tuesday
Aromatics Product Prices and Spread										
Paraxylene, FOB USG Spot (US\$/MT)	1,100	(0.9)	1,095	(62.6)	(0.3)	1,103	(12.51)	1,095	(0.7)	Tuesday
Paraxylene Spread (US\$/MT)	368	(3.5)	407	7.1	(4.8)	411	(7.19)	407	(1.0)	Tuesday
Paraxylene - 92 RON Spread (US\$/MT)	198	(23.8)	232	18.9	17.6	224	54.61	232	3.8	Daily
Toluene, FOB Korea Spot (US\$/MT)	900	(0.6)	885	2.2	1.0	892	(7.35)	885	(0.8)	Tuesday
Benzene, CFR Japan Spot (US\$/MT)	1,050	(1.9)	1,014	10.0	7.0	918	(13.13)	1,014	10.5	Tuesday
Benzene Spread (US\$/MT)	421	(0.9)	405	20.9	20.7	344	(6.34)	405	17.9	Daily
Benzene - 92 RON Spread (US\$/MT)	148	(32.7)	151	426.1	224.1	38	(164.71)	151	293.1	Daily
Condensate (US\$/MT)	732	0.4	689	(2.8)	2.5	692	(15.39)	689	(0.5)	Daily
PTA Prices and Spread										
PTA, CFR South East Asia (US\$/MT)	775	(1.3)	783	0.6	(2.5)	802	(9.43)	783	(2.4)	Tuesday
PTA Spread (US\$/MT)	38	(8.0)	49	(0.8)	(26.8)	62	55.13	49	(22.1)	Tuesday
PVC Prices and Spread										
PVC, CFR South East Asia (US\$/MT)	810	1.3	783	(1.2)	(12.9)	844	(26.72)	783	(31.4)	Tuesday
Ethylene Spread (US\$/MT)	621	0.4	579	(3.0)	(21.7)	663	(29.41)	579	(12.8)	Tuesday
Ethylene Dichloride CFR Far East Asia (US\$/MT)	335	(2.9)	346	18.2	19.2	293	(45.94)	346	18.0	Tuesday
Metal										
Gold (US\$/Troy Ounce)	2,230	2.0	2,074	4.8	9.7	1,943	7.82	2,074	6.7	Daily
LME Copper 3 Month Rolling Forward (US\$/MT)	8,872	(1.3)	8,546	3.5	(4.6)	8,526	(3.17)	8,546	0.2	Daily
Silver Future (US\$/Troy Ounce)	25	(2.6)	24	(1.0)	4.8	24	n.a.	24	(2.7)	Daily
China Composite Steel Prices (CNY/MT)	3,981	(1.5)	4,220	0.2	(6.2)	4,259	(10.71)	4,220	(0.9)	Daily
Agriculture Prices										
Malaysian Crude Palm Oil Spot Price(MYR/MT)	4,297	(1.6)	4,001	8.7	(0.3)	3,834	(25.34)	4,001	4.3	Daily
SGX Ribbed Smoked Sheet 3 (RSS3) Futures (US\$/KG.)	255	(2.9)	214	28.6	32.7	159	(13.70)	214	35.0	Daily
Sugar #11 (US\$/LB)	23	3.3	22	(9.7)	21.1	22	31.49	22	(1.1)	Daily
Freight Rate										
Baltic Freight Index: BDIY	1,821	(20.3)	1,828	(10.3)	79.5	1,394	(27.83)	1,828	31.2	Daily
Baltic Supramax Index: BSI58	1,331	(2.8)	1,184	(8.4)	27.7	1,030	(48.65)	1,184	14.9	Daily

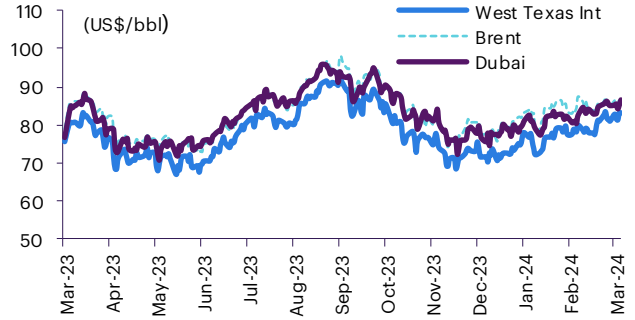
Source: Bloomberg Financial L.P., TQ Professional, BANPU, BOT, InnovestX Research

Commodities daily chart update

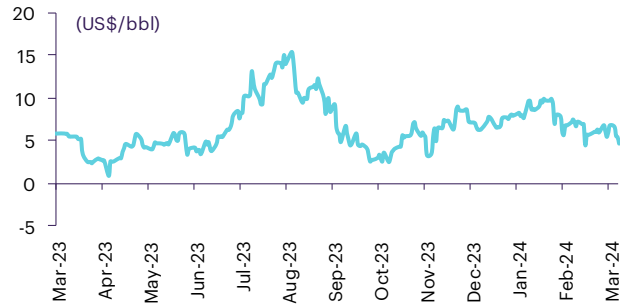
CRB US Spot All Commodities Price Index



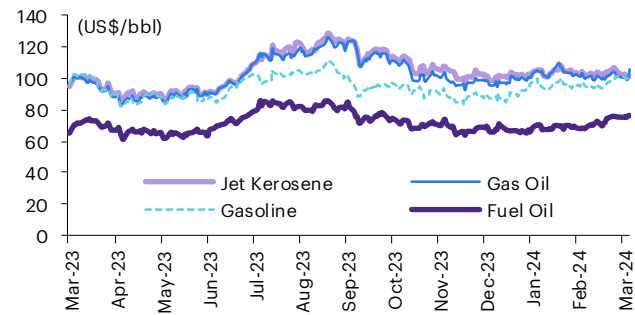
Crude prices



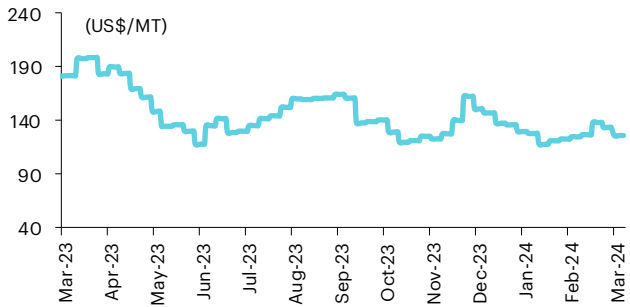
SG Dubai Hydrocracking Refinery Margin



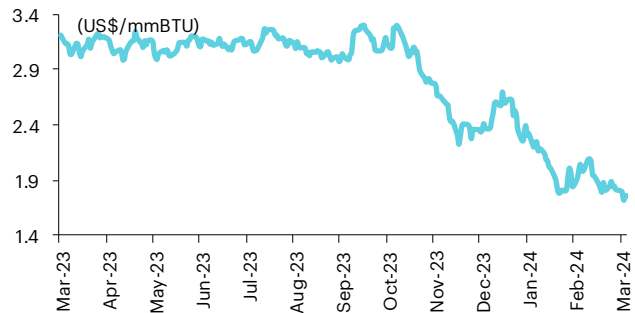
Oil product prices



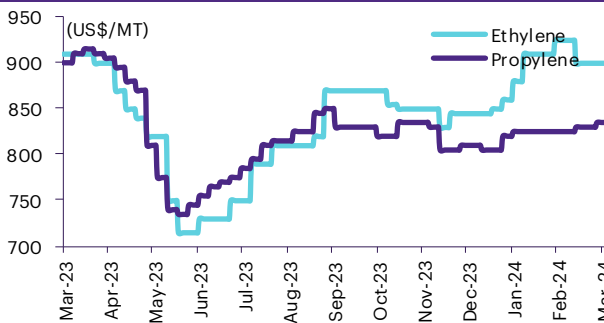
Coal price (NEX)



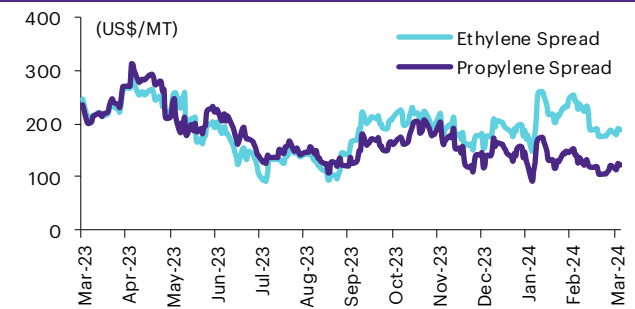
Natural gas prices (Henry hub)



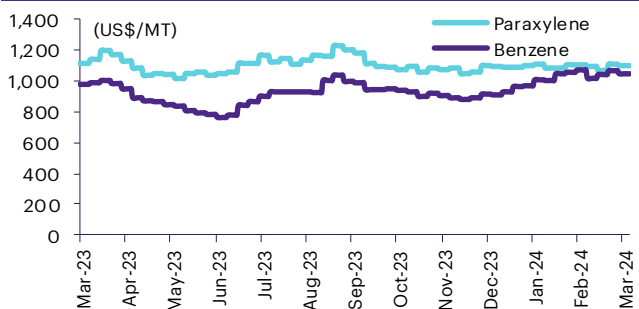
Olefins prices



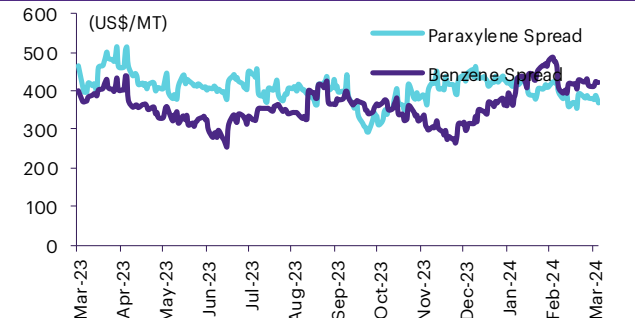
Olefins spreads



Aromatics prices

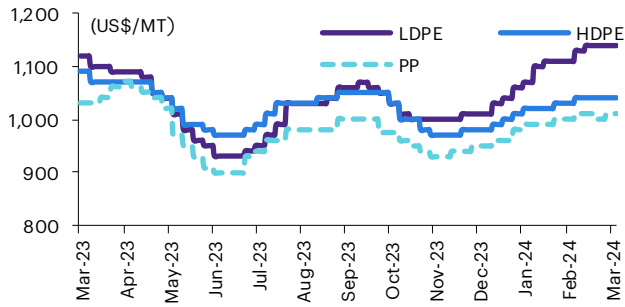


Aromatics spreads

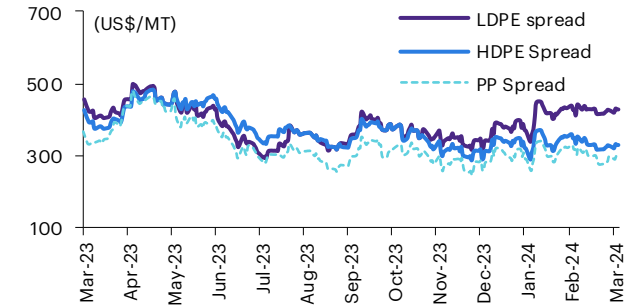


Commodities daily chart update

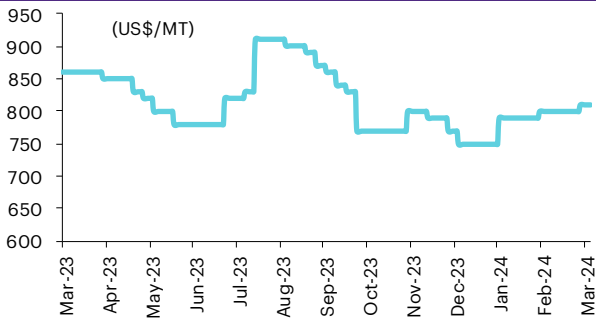
Polyolefins prices



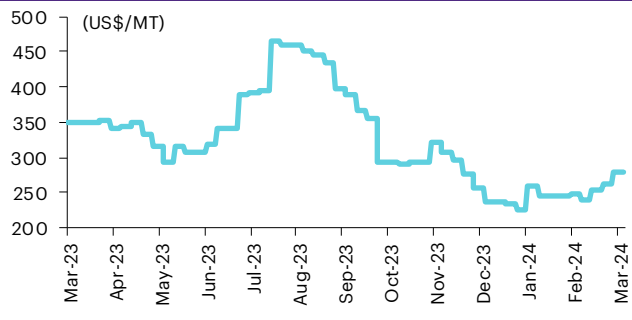
Polyolefins-Naphtha spreads



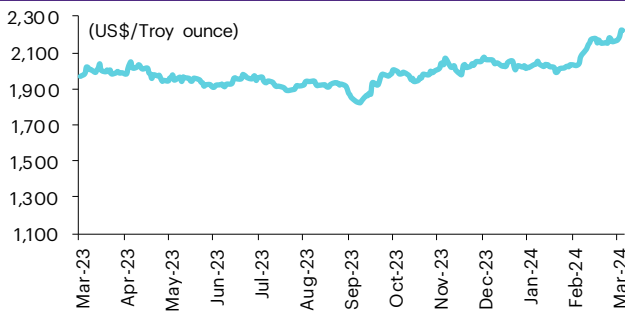
PVC price



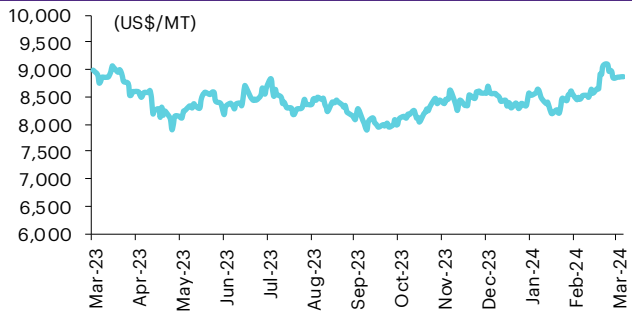
PVC spread



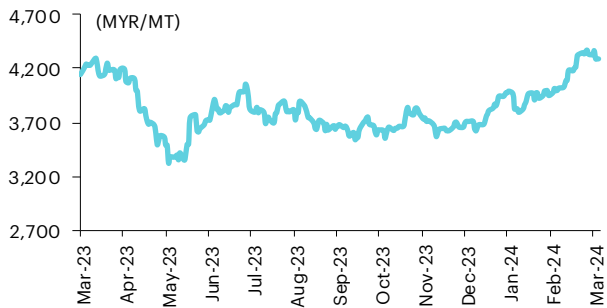
Gold price



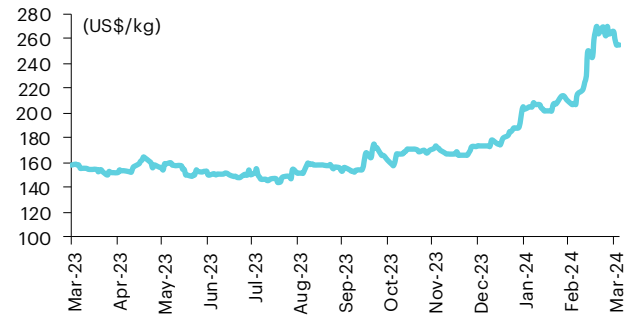
LME copper price



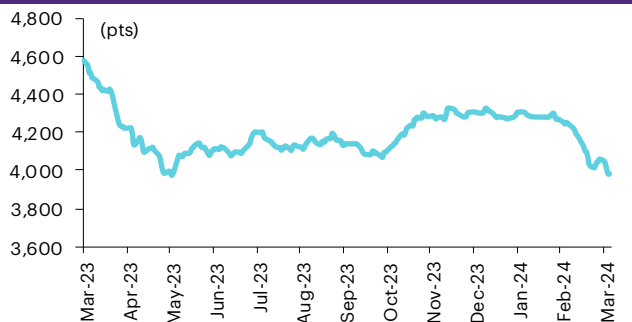
Malaysian crude palm oil price



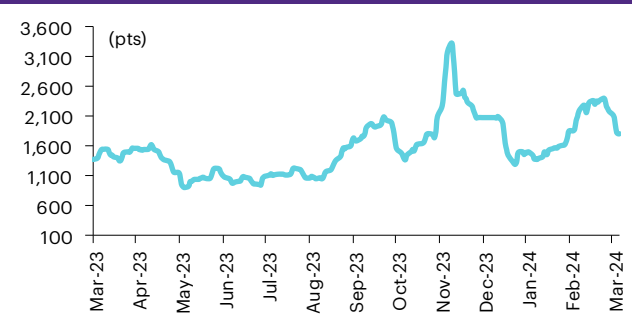
Rubber price (RSS3) futures



Steel price index



Baltic freight index



Source: Bloomberg Financial L.P., TQ Professional, BANPU, BOT, InnovestX Research

Short sales

	Volume (Shares)	Turnover (Bt)	Average price (Bt)	Last price 29-Mar-24	Gap between last close and short	Short sale volume comparing with main board
NEX	555,500	5,282,875	9.51	9.45	0.64	31.52
THANI	342,700	769,826	2.25	2.24	0.28	28.70
LPN	198,900	709,314	3.57	3.60	(0.94)	28.39
ASP	206,100	550,348	2.67	2.70	(1.10)	23.95
STANLY	5,600	1,155,200	206.29	206.00	0.14	23.14
PLANB	1,094,300	9,400,235	8.59	8.65	(0.69)	22.77
MINT	1,580,900	52,018,000	32.90	33.25	(1.04)	21.20
BAY	58,300	1,544,950	26.50	26.50	0.00	19.71
TVO-R	132,300	2,491,160	18.83	18.90	(0.37)	18.26
EA	1,186,000	40,334,550	34.01	34.25	(0.70)	17.47
TTB	8,548,400	15,578,312	1.82	1.82	0.13	17.21
HMPRO-R	3,322,300	35,216,380	10.60	10.60	0.00	16.78
BDMS	3,004,700	85,633,950	28.50	28.50	0.00	16.72
AWC-R	9,627,500	39,398,016	4.09	4.10	(0.19)	16.45
BLAND-R	3,131,500	2,181,135	0.70	0.70	(0.50)	16.16
TIPH	42,500	1,346,300	31.68	31.50	0.56	16.06
ERW	2,129,400	10,086,138	4.74	4.76	(0.49)	15.88
CHG	2,028,000	5,893,264	2.91	2.92	(0.48)	15.52
TQM	18,300	487,625	26.65	26.75	(0.39)	15.52
ADVANC	386,200	79,171,000	205.00	205.00	0.00	15.46
KBANK	394,100	49,065,450	124.50	124.00	0.40	15.33
IVL-R	2,298,700	54,578,930	23.74	23.70	0.18	15.13
TRUE	9,934,400	75,694,855	7.62	7.60	0.26	15.06
SSP	130,600	1,056,030	8.09	8.00	1.07	15.01
SPCG-R	38,900	444,650	11.43	11.40	0.27	14.69
CRC-R	606,200	21,708,600	35.81	35.75	0.17	14.63
HTC	62,300	1,053,300	16.91	17.00	(0.55)	13.91
KTC	170,900	7,851,650	45.94	45.75	0.42	13.87
IVL	2,091,700	49,764,630	23.79	23.70	0.39	13.76
SCGP-R	1,468,900	41,311,300	28.12	28.50	(1.32)	13.74
CRC	547,500	19,593,950	35.79	35.75	0.11	13.21
SIRI	3,342,700	5,707,419	1.71	1.71	(0.15)	13.20
M	129,200	4,563,025	35.32	35.25	0.19	13.15
DMT	155,700	1,883,970	12.10	12.10	0.00	13.05
SC	441,000	1,633,812	3.70	3.66	1.22	13.04
SNNP-R	106,000	1,822,590	17.19	17.10	0.55	13.03
MBK	126,800	2,249,530	17.74	17.80	(0.33)	12.90
OSP-R	969,700	19,879,310	20.50	20.30	0.99	12.89
CPAXT-R	348,500	10,836,850	31.10	31.25	(0.49)	12.85
CBG-R	409,200	25,824,525	63.11	63.25	(0.22)	12.82
BCH	787,400	16,278,850	20.67	20.60	0.36	12.78
THG-R	25,100	1,009,875	40.23	40.50	(0.66)	12.75
BAFS	10,900	253,720	23.28	23.50	(0.95)	12.72
GPSC-R	755,700	39,440,800	52.19	52.75	(1.06)	12.63
BEM	2,350,800	18,806,405	8.00	8.10	(1.23)	12.42
GULF	1,132,800	49,618,000	43.80	43.75	0.12	12.40
AOT	1,191,500	77,783,750	65.28	65.50	(0.33)	12.19
THANI-R	145,100	325,176	2.24	2.24	0.05	12.15
SYNEX	13,200	145,460	11.02	11.10	(0.72)	12.03
TCAP	145,700	7,488,050	51.39	51.25	0.28	11.97
TRP	33,000	462,980	14.03	14.00	0.21	11.84
GLOBAL	265,900	4,416,240	16.61	16.50	0.66	11.80
SCAP	15,100	43,488	2.88	2.92	(1.37)	11.75
PSL-R	344,600	2,672,535	7.76	7.75	0.07	11.65
WHA	5,309,100	25,393,370	4.78	4.76	0.48	11.60
RCL-R	404,800	7,356,530	18.17	18.10	0.40	11.51
SAWAD-R	483,100	20,381,950	42.19	42.25	(0.14)	11.29
BH	127,100	28,606,500	225.07	224.00	0.48	11.23
TASCO	164,100	2,609,190	15.90	15.90	0.00	11.13
SCGP	1,173,000	33,435,175	28.50	28.50	0.01	10.97
SIS	66,800	1,820,100	27.25	27.50	(0.92)	10.94
AAV	2,010,000	4,826,494	2.40	2.40	0.05	10.92
BCPG	614,000	4,160,580	6.78	6.95	(2.50)	10.86
HENG	198,900	362,271	1.82	1.80	1.19	10.84
ILM-R	11,500	244,950	21.30	21.20	0.47	10.60
SCC	112,400	28,643,100	254.83	256.00	(0.46)	10.47
EA-R	702,600	23,893,525	34.01	34.25	(0.71)	10.35
GULF-R	943,300	41,288,425	43.77	43.75	0.05	10.33
COM7-R	1,043,400	19,635,760	18.82	19.10	(1.47)	10.28
THG	20,100	809,350	40.27	40.50	(0.58)	10.21
KCE-R	496,600	19,764,900	39.80	39.75	0.13	10.21

	Volume (Shares)	Turnover (Bt)	Average price (Bt)	Last price 29-Mar-24	Gap between last close and short	Short sale volume comparing with main board
SABINA-R	29,800	742,390	24.91	25.00	(0.35)	10.16
SCC-R	108,600	27,648,200	254.59	256.00	(0.55)	10.12
AIT	181,600	901,638	4.96	4.92	0.91	10.11
THCOM	276,100	3,887,550	14.08	14.00	0.57	10.00
AURA-R	97,600	1,374,590	14.08	14.00	0.60	9.93
TSTH	67,600	51,376	0.76	0.76	0.00	9.87
MTC-R	793,200	37,361,700	47.10	47.25	(0.31)	9.77
IRPC	2,415,000	4,578,179	1.90	1.90	(0.22)	9.75
GJS	530,100	121,923	0.23	0.22	4.55	9.59
ORI-R	393,700	2,763,635	7.02	7.05	(0.43)	9.57
GLOBAL-R	215,500	3,583,240	16.63	16.50	0.77	9.56
BLA	57,800	1,023,210	17.70	17.50	1.16	9.54
BTS-R	14,778,300	82,107,050	5.56	5.65	(1.67)	9.51
LH	6,486,300	47,607,205	7.34	7.40	(0.82)	9.46
MIINT-R	698,300	22,891,700	32.78	33.25	(1.41)	9.36
MAJOR	280,700	4,052,080	14.44	14.40	0.25	9.36
SGP-R	2,000	15,875	7.94	7.95	(0.16)	9.35
SKY	127,300	3,323,300	26.11	26.25	(0.55)	9.30
SPA	40,500	522,450	12.90	12.90	0.00	9.14
BBL	298,300	41,568,050	139.35	139.00	0.25	9.05
STEC	453,600	4,498,235	9.92	9.90	0.17	8.95
SABINA	26,200	652,380	24.90	25.00	(0.40)	8.94
CHG-R	1,161,000	3,372,264	2.90	2.92	(0.53)	8.89
MTC	718,300	33,896,850	47.19	47.25	(0.13)	8.85
VGI-R	4,986,100	8,357,053	1.68	1.67	0.36	8.84
RCL	310,700	5,659,810	18.22	18.10	0.64	8.84
LH-R	5,979,100	43,830,095	7.33	7.40	(0.94)	8.72
PTT-R	1,308,000	44,110,450	33.72	34.00	(0.81)	8.70
CK	426,900	9,652,620	22.61	22.90	(1.26)	8.56
CPN-R	503,800	31,545,950	62.62	63.00	(0.61)	8.54
BEC	165,400	800,804	4.84	4.88	(0.79)	8.50
BTG	79,400	1,742,950	21.95	21.90	0.24	8.45
ADVANC-R	208,800	42,776,500	204.87	205.00	(0.06)	8.36
TOP	490,700	29,141,875	59.39	59.50	(0.19)	8.06
JMART	329,200	4,871,850	14.80	14.70	0.67	8.05
BANPU	1,889,200	10,485,060	5.55	5.55	0.00	8.00
CENTEL-R	65,300	2,824,225	43.25	43.00	0.58	7.77
EKH	33,500	259,625	7.75	7.70	0.65	7.68
DOHOME	349,100	3,844,810	11.01	11.10	(0.78)	7.68
PTG-R	956,500	8,246,760	8.62	8.90	(3.13)	7.65
HANA-R	586,600	23,175,150	39.51	39.75	(0.61)	7.63
BA	145,000	2,283,970	15.75	15.80	(0.31)	7.59
BGRIM	350,300	9,721,000	27.75	27.50	0.91	7.43
PM	40,200	285,420	7.10	7.15	(0.70)	7.39
BAM-R	1,466,000	14,340,250	9.78	9.75	0.33	7.38
CPAXT	200,000	6,233,850	31.17	31.25	(0.26)	7.37
KGI	75,300	361,440	4.80	4.78	0.42	7.35
HANA	562,900	22,312,800	39.64	39.75	(0.28)	7.32
SISB	38,900	1,588,275	40.83	40.75	0.20	7.31
PLANB-R	348,900	2,997,145	8.59	8.65	(0.69)	7.26
III	76,100	659,985	8.67	8.75	(0.88)	7.22
GUNKUL-R	2,077,700	5,872,196	2.83	2.80	0.94	7.18
INTUCH	80,100	5,524,325	68.97	69.00	(0.05)	7.14
OR-R	1,833,900	32,587,990	17.77	17.90	(0.73)	7.12
BYD	431,600	1,558,708	3.61	3.56	1.45	7.10
COM7	717,100	13,449,960	18.76	19.10	(1.80)	7.07
BEM-R	1,328,500	10,657,635	8.02	8.10	(0.96)	7.02
STA-R	313,000	6,134,860	19.60	19.60	0.00	7.01
TU	1,126,600	16,355,190	14.52	14.50	0.12	6.93
INTUCH-R	77,300	5,334,450	69.01	69.00	0.01	6.89
TISCO	134,300	13,362,850	99.50	99.50	0.00	6.86
TLI	930,200	8,359,090	8.99	9.00	(0.15)	6.80
SJWD	444,400	6,796,050	15.29	15.60	(1.97)	6.76
KSL	39,600	92,664	2.34	2.36	(0.85)	6.76
EGCO	81,200	9,239,800	113.79	114.00	(0.18)	6.72
NRF	604,600	3,113,690	5.15	5.20	(0.96)	6.58
GUNKUL	1,890,900	5,342,086	2.83	2.80	0.90	6.54
CENTEL	54,700	2,365,775	43.25	43.00	0.58	6.51
UVAN	15,600	130,595	8.37	8.40	(0.34)	6.50
MC	62,200	825,090	13.27	13.20	0.49	6.40
TKN	467,600	4,767,020	10.19	10.10	0.94	6.38
AWC	3,691,300	15,151,686	4.10	4.10	0.11	6.31
RATCH-R	64,000	1,776,000	27.75	27.75	0.00	6.22

Source: SET, InnovestX Research

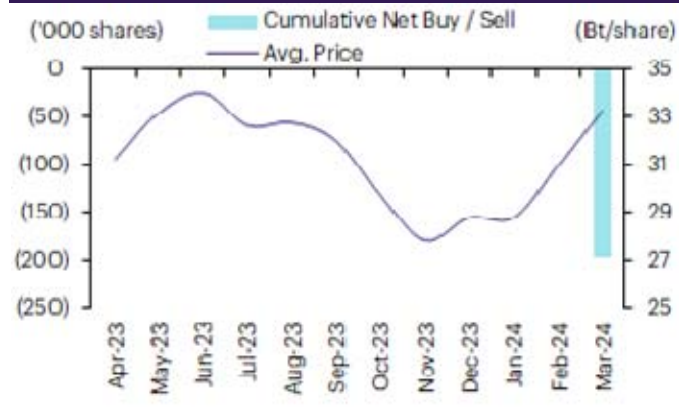
Director trade

1. Director trade as reported on Mar 29, 2024

Company	Name of Director	Product	Transaction date	Amount (Shares)	Average Price (Bt)	Amount (Bt)	Buy/Sell
ALT	Mrs. PREEYAPORN TANGPAOSAK	Common Share	27-03-24	20,000	1.47	29,400	Purchase
ASIAN	Mr. SOMSAK AMORNATTANACHAIKUL	Common Share	28-03-24	3,751,300	6.60	24,758,580	Purchase
BAFS	Mr. PIPAT PURNANANDA	Common Share	28-03-24	6,700	23.30	156,110	Purchase
BAFS	Mr. PIPAT PURNANANDA	Common Share	28-03-24	13,300	23.40	311,220	Purchase
BKI	Miss LASA SOPHONPANICH	Common Share	28-03-24	1,500	302.33	453,495	Purchase
BOFFICE	Mrs. PRAPEE BURI	Units	28-03-24	60,100	4.88	293,288	Purchase
CH	Mr. SAKDA SRESANGNUM	Common Share	22-03-24	100,000	2.50	250,000	Purchase
CH	Mr. SAKDA SRESANGNUM	Common Share	26-03-24	100,000	2.50	250,000	Purchase
CH	Mr. SAKDA SRESANGNUM	Common Share	27-03-24	54,500	2.50	136,250	Purchase
CPL	Mr. SUWATCHAI WONGCHAROENSIN	Common Share	28-03-24	200,000	1.44	288,000	Purchase
EKH	Miss NITTHA OER-AREEMITR	Common Share	28-03-24	3,840	7.75	29,760	Purchase
EKH	Mr. KAWEECHAI LERTASSAVARAT	Warrant	28-03-24	60,000	1.44	86,400	Purchase
GTB	Mr. PRAJINT KONGSAKORN	Common Share	29-03-24	59,200	0.75	44,400	Purchase
HPT	Mrs. WANNEE CHOURKITTISOPON	Common Share	28-03-24	1,000,000	0.66	660,000	Sale
HTC	Colonel PATCHARA RATTAKUL	Common Share	28-03-24	56,700	17.24	977,508	Sale
JAK	Mr. METHA ANGWATANAPANICH	Common Share	26-03-24	106,300	1.26	133,938	Purchase
JMT	Mr. SOMSAK ATHISAITRAKUL	Warrant	29-03-24	141,453	1.24	175,402	Sale
JR	Mr. JARUN WIWATJESADAWUT	Common Share	28-03-24	17,000	4.38	74,460	Purchase
JR	Mr. TEERANONT WIWATJESADAWUT	Common Share	28-03-24	12,500	4.38	54,750	Purchase
LPH	Mr. PRAMOTE POONAPANONT	Common Share	29-03-24	12,800	4.76	60,928	Purchase
LPH	Mr. PRAMOTE POONAPANONT	Common Share	29-03-24	2,100	4.78	10,038	Purchase
MBAX	Mr. SURACHAI ATSAWAKAEWMONGKHON	Warrant	29-03-24	90,000	0.45	40,500	Sale
MBAX	Mr. SURACHAI ATSAWAKAEWMONGKHON	Warrant	29-03-24	130,000	0.44	57,200	Sale
MINT	Mr. KOSIN CHANTIKUL	Common Share	28-03-24	196,540	33.25	6,534,955	Sale
PANEL	Mrs. Julia W petpaisit	Common Share	29-03-24	111,000	2.31	256,410	Purchase
PCC	Mr. KITTI SUMRIT	Common Share	28-03-24	7,000	3.07	21,490	Purchase
PG	Mrs. KITYAPORN CHAITHAVORNSATHIEN	Common Share	28-03-24	5,500	9.35	51,425	Purchase
PPM	Mrs. NUNTIRA RITTIMONTREE	Common Share	27-03-24	5,000	2.36	11,800	Purchase
RPH	Mr. SRICHAJ KRUSUN	Common Share	28-03-24	100,000	6.20	620,000	Purchase
RPH	Mr. TEERAWAT SRINAKARIN	Common Share	27-03-24	60,000	6.20	372,000	Purchase
SCN	Mr. THANCHART KITPIPIT	TSR	26-03-24	40,000,000	0.06	2,400,000	Sale
SCN	Mr. THANCHART KITPIPIT	TSR	27-03-24	25,000,000	0.05	1,250,000	Sale
SE	Mr. SITTICHAJ LEEKASEM	Common Share	29-03-24	100,000	0.86	86,000	Purchase
STGT	Mr. WEERAKORN ONGSAKUL	Common Share	26-03-24	2,000	8.80	17,600	Purchase
TASCO	Mr. SOMCHIT SERTTHIN	Common Share	28-03-24	350,000	16.07	5,624,500	Sale
TMILL	Mr. PRAPAS CHUTIMAVORAPHAND	Common Share	28-03-24	5,000	3.74	18,700	Purchase
TRITN	Miss LOUISE TAECHAUBOL	Common Share	28-03-24	25,900,000	0.13	3,367,000	Purchase
TRT	Mr. CHARUVIT SUANMALEE	Common Share	27-03-24	20,000	3.86	77,200	Sale
TRT	Mr. CHARUVIT SUANMALEE	Common Share	28-03-24	230,000	3.60	828,000	Sale
TSTE	Mr. PRAPAS CHUTIMAVORAPHAND	Common Share	27-03-24	16,000	9.90	158,400	Purchase
TSTE	Mr. PRAPAS CHUTIMAVORAPHAND	Common Share	28-03-24	400	9.85	3,940	Purchase
WHAIR	Mr. KRAILUCK ASAWACHATROJ	Units	25-03-24	40,000	5.90	236,000	Purchase
					Total	Purchase	32,641,782
						Sale	18,625,265
						Net	14,016,517

2. 12-month cumulative net buy/sell for InnovestX-covered stocks with activity as of last close

MINT



Corporate calendar

Mon	Tue	Wed	Thu	Fri
XD SCGD Bt0.012 SCGD Bt0.15 UPF Bt0.86 Share listing PEER 261,666,667 Shares	XD SCGP Bt0.3 SUC Bt1.5 UP Bt1.18 Last trading day KUN-W1 Decreased capital HYDROGEN	XD JAPAN13 Bt- NDX01 Bt- XR CPNREIT- @Bt- XE KUN-W1 1:1 @Bt2.8 Symbol change KCC to "KCCAMC" Decreased capital POPF AIMCG Delisted ITD from sSET	XD LHSC Bt0.166 QHPP Bt0.11 SCC Bt3.5 SMPC Bt0.21 TCOAT Bt0.5	XD BANPU Bt0.2 BPP Bt0.4 CPAXT Bt0.39 GPI Bt0.055
8 Substitution for Chakri Memorial Day (Saturday 6th April 2024)	9 XD MAJOR Bt0.15 TMT Bt0.15 XE NDR-W2 1:1 @Bt3.5 NEWS-W7 1:1 @Bt0.05	10 XD BLC Bt0.07 KCC Bt0.0543 KLINIQ Bt0.75	11 XD ATP30 Bt0.02 AUCT Bt0.37 COCOCO Bt0.25 GC Bt0.16 QTC Bt0.2 SUTHA Bt0.08 TIPCO Bt0.63 TOG Bt0.45 TPLAS Bt0.04 PD MSFT80X Bt0.00997 MSFT80X Bt0.00997 SCCC Bt7	12 Additional special holiday (added)
15 Songkran Festival	16 Substitution for Songkran Festival (Saturday 13th April 2024 and Sunday 14th April 2024)	17 XD JMT Bt0.49 KTB Bt0.868 KTB-P Bt1.0225 KTC Bt1.27 SCB Bt7.84 TTB Bt0.055 XE SABUY-W1 1:1.34719 @Bt2.41236 PD ADVANC Bt4.61 LPN Bt0.05 POLY Bt0.29	18 XD IT Bt0.1 PHG Bt0.52 STA Bt1 STGT Bt0.5 STP Bt0.25 TCAP Bt2 TCAP-P Bt2 UKEM Bt0.01 YUASA Bt0.412 XE TFG-W3 1:1 @Bt5.5 PD BOL Bt0.175	19 XD JPARK Bt0.0375 KWC Bt10.5 PSL Bt0.05 XE K-W2 1:1 @Bt0.8 PD INTUCH Bt1.7 Q-CON Bt1
22 XD AIT Bt0.17 HMPRO Bt0.22 KBANK Bt6 KGI Bt0.31 NER Bt0.29 PACO Bt0.04 SMART Bt0.0912 SVI Bt0.135 THANA Bt0.028 TTCL Bt0.1 WINDOW Bt0.023 XR MITSIB 1:1 @Bt0.70 XW MTW 2:1 NER 6:1 XE MBK-W2 1:1.1091 @Bt2.7047 PD BCPG Bt0.15 BDMS Bt0.35 MEGA Bt0.8 PTTEP Bt5.25 SCGD Bt0.15 SCGP Bt0.3	23 XD BBL Bt5 XE RWI-W3 1:1 @Bt1.5 PD BA Bt0.5 BKD Bt0.05 GPSC Bt0.44 NETEASE80 Bt0.07127 SCC Bt3.5 TFM Bt0.13	24 XD DTCI Bt0.25 SAPPE Bt2.18 TIDLOR Bt0.2698 TIDLOR 27:1 XD(ST) TISCO Bt5.75 TISCO-P Bt5.75 XE SAMART-W3 1:1 @Bt10 SAMTEL-W1 1:1.005 @Bt11.936 PD BCP Bt1.5 ITC Bt0.35 LHSC Bt0.166 META80X Bt0.00145 MSC Bt0.5 PTTGC Bt0.75 QHPP Bt0.11	25 XD BUI Bt0.3 BUI 4:1 XD(ST) QH Bt0.1 TM Bt0.033 WHAUP Bt0.1925 PD BIZ Bt0.3 DCC Bt0.012 DELTA Bt0.45 EGCO Bt3.25 GFPT Bt0.15 GULF Bt0.88 SPVI Bt0.145 SVOA Bt0.0425 TTW Bt0.3	26 XD AMARC Bt0.039 ANI Bt0.05 BGC Bt0.08 KKP Bt1.75 MFC Bt1.3 NSL Bt0.35 NYT Bt0.36 SPA Bt0.01389 SPA 2:1 XD(ST) TKC Bt0.15 TPS Bt0.18 PD BPP Bt0.4 CEYE Bt0.15 GPI Bt0.055 IRPC Bt0.03 KIAT Bt0.01 MST Bt0.11 SMPC Bt0.21 TASCO Bt1 THCOM Bt0.13 TU Bt0.24
29 XD APCO Bt0.18 BAM Bt0.38 LHFG Bt0.03 MTC Bt0.21 NAT Bt0.025 PJW Bt0.06 RPH Bt0.19 RSP Bt0.13 SAK Bt0.15 SKR Bt0.09 SORKON Bt0.2 SUN Bt0.25 SUN 5:1 XD(ST) XE MILL-W6 1:1.195 @Bt1.256 RS-W4 1:1.215 @Bt23.86 PD CPAXT Bt0.39 KDH Bt2 NVD80X Bt- OR Bt0.27 THANI Bt0.02 THANI 10:1 XD(ST) UAC Bt0.1	30 XD APP Bt0.15 ASW Bt0.25 BBIK 1:0.837 XD(ST) BBIK Bt0.3815 BJC Bt0.65 BRI Bt0.603 CM Bt0.09 GYT Bt7 III Bt0.18 KISS Bt0.09 MEB Bt0.65 MENA Bt0.03 MFEC Bt0.4 PDJ Bt0.1 PREB Bt0.4 RPC Bt0.04 SAMCO Bt0.03 SCG Bt0.05 STEG19 Bt- TFG Bt0.01 TPCH Bt0.4 TPCS Bt0.65 WACOAL Bt0.7 XW BC 10:1 TFG 10:1 PD ARIP Bt0.0215 ASK Bt1.16 ATP30 Bt0.02 BANPU Bt0.2 BKNG80X Bt- BLC Bt0.07 GC Bt0.16 JR Bt0.04 KCC Bt0.0543 MAJOR Bt0.15 PTT Bt1.2 QTC Bt0.2 TMT Bt0.15 TOP Bt2.75			

XD - Cash Dividend
XD(ST) - Stock Dividend

PD - Payment Date
XR - Rights for Common

XW - Rights for Warrant
XT - Rights for Transferable Subscription Right

XE - Warrant Exercise
CW - Capital write-down

SP - Suspension

Disclaimer

The information in this report has been obtained from sources believed to be reliable. However, its accuracy or completeness is not guaranteed. Any opinions expressed herein reflect our judgment at this date and are subject to change without notice. This report is for information only. It is not to be construed as an offer, or solicitation of an offer to sell or buy any securities. We accept no liability for any loss arising from the use of this document. We or our associates may have an interest in the companies mentioned therein.

InnovestX Securities Company Limited (“INVX”) is wholly owned by SCB X Public Company Limited (“SCBX”) and The Siam Commercial Bank Public Company Limited (“SCB”) is majority-owned by SCBX. Any information related to SCB is for sector comparison purpose.

This document is prepared by InnovestX Securities Company Limited (“INVX”) which is wholly owned by SCB X Public Company Limited (“SCBX”). The Siam Commercial Bank Public Company Limited, which is majority-owned by SCBX, acts as financial advisor of the LH Hotel Leasehold Real Estate Investment Trust. Any opinions, news, research, analyses, prices, statements, forecasts, projections and/or other information contained in this document (the “Information”) is provided as general information purposes only and shall not be construed as individualized recommendation of an offer to buy or sell or the solicitation of an offer to buy or sell any securities. INVX and/or its directors, officers and employees shall not be liable for any direct, indirect, incidental, special or consequential loss or damage, resulting from the use of or reliance on the Information, including without limitation to, damages for loss of profits. The investors shall use the Information in association with other information and opinion, including their own judgment in making investment decision. The Information is obtained from sources believed to be reliable, and INVX cannot guarantee the accuracy, completeness and/or correctness of the Information.

INVX reserves the right to modify the Information from time to time without notice and in its sole discretion. This document is delivered to intended recipient(s) only and is not permitted to reproduce, retransmit, disseminate, sell, distribute, republish, circulate or commercially exploit the Information in any manner without the prior written consent of INVX.

Futures and Options trading carry a high level of risk with the potential for substantial losses, and are not suitable for all persons. Before deciding to trade Futures and Options, you should carefully consider your financial position, investment objectives, level of experience, and risk appetite if Futures and Options trading are appropriate. The possibility exists that you could sustain a loss of some or all of your initial investment. You should be aware of all the risks associated with Futures and Options trading, and you are advised to rely on your own judgment while making investment decision and/or should seek advice from professional investment advisor if you have any doubts.

This document is delivered to intended recipient(s) only and is not permitted to reproduce, retransmit, disseminate, sell, distribute, republish, circulate or commercially exploit the Information in any manner without the prior written consent of INVX.

© Copyright 2022 InnovestX Securities Co., Ltd. All right reserved.

CG Rating 2023 Companies with CG Rating

Companies with Excellent CG Scoring

7UP, AAV, ABM, ACE, ACG, ADB, ADD, ADVANC, AEONTS, AF, AGE, AH, AHC, AIRA, AIT, AJ, AKP, AKR, ALL, ALT, AMA, AMARIN, AMATA, AMATAV, ANAN, AOT, AP, APCO, APCS, ARIP, ARROW, ASEFA, ASK, ASP, ASW, ATP30, AU, AUCTION, AWC, AYUD, B, BA, BAFS, BAM, BANPU, BAY, BBGI, BBIK, BBL, BC, BCH, BCP, BCPG, BDMS, BEC, BEM, BEYOND, BGC, BGRIM, BH, BIZ, BJC, BJCHI, BKI, BLA, BOL, BPP, BRI, BROOK, BRR, BTS, BTW, BWG, BYD, CBG, CENTEL, CFRESH, CHASE, CHEWA, CHG, CHOW, CIMBT, CIVIL, CK, CKP, CM, CNT, COLOR, COM7, COTTO, CPALL, CPAXT, CPF, CPI, CPL, CPN, CPW, CRC, CRD, CSC, CSS, CV, DCC, DDD, DELTA, DEMCO, DMT, DOHOME, DRT, DUSIT, EA, EASTW, ECF, ECL, EE, EGCO, EPG, ERW, ETC, ETE, FE, FLOYD, FN, FPI, FPT, FSX, FVC, GBX, GC, GCAP, GENCO, GFPT, GGC, GLAND, GLOBAL, GPSC, GRAMMY, GULF, GUNKUL, HANA, HARN, HENG, HMPRO, HPT, HTC, ICC, ICHI, ICN, IILINK, ILM, IMH, IND, INET, INTUCH, IP, IRC, IRPC, ITC, ITCL, IVL, JAS, JKS, KBANK, KCC, KCE, KEX, KKP, KSL, KTB, KTC, KTMS, KUMWEL, KUN, LALIN, LANNA, LH, LHF, LIT, LOXLEY, LPN, LRH, LST, M, MAJOR, MALEE, MATCH, MBK, MC, M-CHAI, MCOT, MEGA, MFC, MFEC, MILL, MINT, MONO, MOONG, MSC, MST, MTC, MTI, NC, NCH, NCL, NDR, NER, NKI, NOBLE, NRF, NTV, NVD, NWR, NYT, OCC, OISHI¹, ONEE, OR, ORI, OSP, OTO, PAP, PATO, PB, PCSGH, PDG, PDJ, PG, PHOL, PIMO, PJW, PLANB, PLAT, PLUS, PM, POLY, PORT, PPP, PPS, PR9, PRG, PRINC, PRM, PRTR, PSH, PSL, PT, PTC, PTT, PTTEP, PTTGC, Q-CON, QH, QTC, RATCH, RBF, RPH, RS, RT, S, S&J, SA, SABINA, SAK, SAMART, SAMTEL, SAPPE, SAT, SBNEXT, SC, SCB, SCC, SCCC, SCG, SCGP, SCM, SDC, SEAFCO, SEAOL, SECURE, SELIC, SENA, SENX, SFP², SFT, SGC, SGF, SGP, SHR, SICT, SIRI, SIS, SITHAI, SJWD, SKR, SM, SMPC, SMT, SNC, SNNP, SNP, SO, SPALI, SPC, SPCG, SPI, SPRC, SR, SSC, SSF, SSSC, STA, STC, STEC, STGT, STI, SUC, SUN, SUSCO, SUTHA, SVI, SVT, SYMC, SYNEX, SYNTAC, TACC, TAE, TCAP, TCMC, TEAMG, TEGH, TFG, TFMAMA, TGE, TGH, THANA, THANI, THCOM, THIP, THRE, THREL, TIDLOR, TIPH, TISCO, TK, TKN, TKS, TKT, TLI, TM, TMC, TMD, TMT, TNDT, TNITY, TNL, TNR, TOA, TOG, TOP, TPBI, TPC, TPIPL, TPIPP, TPS, TQM, TQR, TRT, TRUE, TRV, TSC, TSTE, TSTH, TTA, TTB, TTCL, TTW, TURTLE, TVDH, TVH, TVO, TVT, TWPC, UAC, UBE, UBIS, UKEM, UP, UPF, UPOIC, UV, VCOM, VGI, VIBHA, VIH, VL, WACOAL, WGE, WHA, WHAUP, WICE, WINMED, WINNER, XPG, YUASA, ZEN

Companies with Very Good CG Scoring

2S, A5, AAI, AIE, ALUCON, AMR, APURE, ARIN, AS, ASIA, ASIAN, ASIMAR, ASN, AURA, BR, BSBM, BTG, CEN, CGH, CH, CHIC, CI, CIG, CMC, COMAN, CSP, DOD, DPAINT, DV8, EFORL, EKH, ESSO, ESTAR, EVER, FORTH, FSMART, FTI, GEL, GPI, HEALTH, HUMAN, IFS, INSET, IT, J, JCKH, JDF, JKN, JMART, JUBILE, K, KCAR, KGI, KIAT, KISS, KK, KTIS, KWC, KWM, LDC, LEO, LHK, MACO, METCO, MICRO, MK, MVP, NCAP, NOVA, NTSC, PACO, PIN, PQS, PREB, PRI, PRIME, PROEN, PROS, PROUD, PSTC, PTECH, PYLON, RCL, SALEE, SANKO, SCI, SCN, SE, SE-ED, SFLEX, SINGER, SKN, SONIC, SORKON, SPVI, SSP, SST, STANLY, STP, SUPER, SVOA, SWC, TCC, TEKA, TFM, TMILL, TNP, TPLAS, TPOLY, TRC, TRU, TRUBB, TSE, VRANDA, WAVE, WFX, WIJK, WIN, WP, XO

Companies with Good CG Scoring

24CS, AMANAH, AMARC, AMC, APP, ASAP, BCT, BE8, BIG, BIOTEC, BLESS, BSM, BVG, CAZ, CCET, CHARAN, CHAYO, CHOTI, CITY, CMAN, CMR, CRANE, CWT, DHOUSE, DTCENT, EASON, FNS, FTE, GIFT, GJS, GTB, GTV, GYT, HL, HTECH, HYDRO, IIG, INGRS, INSURE, IRCP, ITD, ITNS, JCK, JMT, JR, JSP, KBS, KGEN, KJL, L&E, LEE, MASTER, MBAX, MEB, MENA, META, MGT, MITSIB, MJD, MOSHI, MUD, NATION, NNCL, NPK, NSL, NV, OGC, PAF, PCC, PEACE, PICO, PK, PL, PLANET, PLE, PMTA, PPM, PRAKIT, PRAPAT, PRECHA, PRIN, PSG, RABBIT, READY, RJH, RSP, RWI, S11, SAAM, SAF, SAMCO, SAWAD, SCAP, SCP, SIAM, SKE, SKY, SMART, SMD, SMIT, SOLAR, SPA, STECH, STPI, SVR, TC, TCCC³, TEAM, TFI, TIGER, TITLE, TKC, TMI, TNH, TPA, TPAC, TRITN, UBA, UMI, UMS, UTP, VARO, VPO, W, WARRIX, WORK, WPH, YONG, ZIGA

Corporate Governance Report

The material contained in this publication is for general information only and is not intended as advice on any of the matters discussed herein. Readers and others should perform their own independent analysis as to the accuracy or completeness or legality of such information. The Thai Institute of Directors, its officers, the authors and editor make no representation or warranty as to the accuracy, completeness or legality of any of the information contained herein. By accepting this document, each recipient agrees that the Thai Institute of Directors Association, its officers, the authors and editor shall not have any liability for any information contained in, or for any omission from, this publication.

The survey result is as of the date appearing in the Corporate Governance Report of Thai Listed Companies. As a result, the survey result may be changed after that date. InnovestX Securities Company Limited does not conform nor certify the accuracy of such survey result.

To recognize well performers, the list of companies attaining "Good", "Very Good" and "Excellent" levels of recognition (Not including listed companies qualified in the "no announcement of the results" clause from 1 January 2022 to 31 October 2023) is publicized.

¹OISHI was voluntarily delisted from the Stock Exchange of Thailand, effectively on September 6, 2023

²SFP was voluntarily delisted from the Stock Exchange of Thailand, effectively on July 19, 2023

³TCCC was voluntarily delisted from the Stock Exchange of Thailand effectively on August 25, 2023

Anti-corruption Progress Indicator

Certified (ได้คุ้มครอง)

2S, 7UP, AAI, ADVANC, AF, AH, AI, AIE, AIRA, AJ, AKP, AMA, AMANAH, AMATA, AMATAV, AP, APCS, AS, ASIAN, ASK, ASP, AWC, AYUD, B, BAFS, BAM, BANPU, BAY, BBGI, BBL, BCH, BCP, BCPG, BE8, BEC, BEYOND, BGC, BGRIM, BKI, BLA, BPP, BROOK, BRR, BSBM, BTS, BWG, CEN, CENTEL, CFRESH, CGH, CHEWA, CHOTI, CHOW, CIG, CIMBT, CM, CMC, COM7, CPALL, CPAXT, CPF, CPI, CPL, CPN, CPW, CRC, CSC, DCC, DELTA, DEMCO, DOHOME, DRT, DUSIT, EA, EASTW, ECF, EGCO, EP, EPG, ERW, ESTAR, ETC, ETE, FNS, FPI, FPT, FSMART, FTE, GBX, GC, GCAP, GEL, GFPT, GGC, GJS, GPI, GPSC, GSTEEL, GULF, GUNKUL, HANA, HARN, HENG, HMPRO, HTC, ICC, ICHI, IFS, IILINK, ILM, INET, INOX, INSURE, INTUCH, IRPC, ITCL, IVL, JAS, JKN, JR, JTS, KASET, KBANK, KBS, KCAR, KCC, KCE, KGEN, KGI, KKP, KSL, KTB, KTC, L&E, LANNA, LHF, LHK, LPN, LRH, M, MAJOR, MALEE, MATCH, MBAX, MBK, MC, MCOT, META, MFC, MFEC, MILL, MINT, MONO, MOONG, MSC, MST, MTC, MTI, NATION, NCAP, NEP, NKI, NOBLE, NRF, NWR, OCC, OGC, OR, ORI, PAP, PATO, PB, PCSGH, PDG, PDJ, PG, PHOL, PIMO, PK, PL, PLANB, PLANET, PLAT, PM, PPP, PPM, PPS, PR9, PREB, PRG, PRINC, PRM, PROS, PSH, PSL, PSTC, PT, PTECH, PTG, PTT, PTTEP, PTTGC, PYLON, Q-CON, QH, QLT, QTC, RABBIT, RATCH, RML, RS, RWI, S&J, SAAM, SABINA, SAK, SAPPE, SAT, SC, SCC, SCCC, SCG, SCGP, SCM, SCN, SEAOL, SE-ED, SELIC, SENA, SGC, SGP, SIRI, SITHAI, SKR, SMIT, SMK, SMPC, SNC, SNP, SORKON, SPACK, SPALI, SPC, SPI, SPRC, SRICHA, SSF, SSP, SSSC, SST, STA, STGT, STOWER, SUSCO, SVI, SYMC, SYNTAC, TAE, TAKUNI, TASCOC, TCAP, TCMC, TFG, TFI, TFMAMA, TGE, TGH, THANI, THCOM, THIP, THRE, THREL, TIDLOR, TIPCO, TISCO, TKS, TKT, TMD, TMILL, TMT, TNITY, TNL, TNP, TNR, TOG, TOP, TOPP, TPA, TPCS, TRT, TRU, TSC, TSI, TSTE, TSTH, TTA, TTB, TTCL, TU, TVDH, TVO, TWPC, UBE, UBIS, UEC, UKEM, UOBKH, UV, VCOM, VGI, VIH, WACOAL, WHA, WHAUP, WICE, WIJK, XO, YUASA, ZEN, ZIGA

Declared (ได้ประกาศ)

ACE, ADB, ALT, AMC, ASW, BLAND, BTG, BYD, CAZ, CBG, CV, DEXON, DMT, EKH, FSX, GLOBAL, GREEN, ICN, IHL, ITC, J, JMART, JMT, LEO, LH, MENA, MITSIB, MODERN, NER, NEX, OSP, PEER, PLUS, POLY, PQS, PRIME, PROEN, PRTR, RBF, RT, SA, SANKO, SCB, SENX, SFLEX, SIS, SKE, SM, SVOA, TBN, TEGH, TIPH, TKN, TPAC, TPLAS, TQM, TRUE, W, WPH, XPG

N/A

24CS, 3K-BAT, A, A5, AAV, ABM, ACAP, ACC, ACG, ADD, ADVICE, AEONTS, AFC, AGE, AHC, AIT, AJA, AKR, AKS, ALL, ALLA, ALPHAX, ALUCON, AMARC, AMARIN, AMR, ANAN, ANI, AOT, APCO, APEX, APP, APURE, AQUA, ARIN, ARIP, ARROW, ASAP, ASEFA, ASIA, ASIMAR, ASN, ATP30, AU, AUCTION, AURA, B52, BA, BBIK, BC, BCT, BDMS, BEAUTY, BEM, BGT, BH, BIG, BIOTEC, BIS, BIZ, BJC, BJCHI, BKD, BKGI, BLC, BLESS, BLISS, BM, BOL, BR, BRI, BROOK, BSM, BSRC, BTNC, BTW, BUI, BVG, CCET, CCP, CEYE, CGD, CH, CHARAN, CHASE, CHAYO, CHG, CHIC, CHO, CI, CITY, CIVIL, CK, CKP, CMAN, CMO, CMR, CNT, COCOCO, COLOR, COMAN, CPANEL, CPH, CPR, CPT, CRANE, CRD, CREDIT, CSP, CSR, CSS, CTW, CWT, D, DCON, DDD, DHOUSE, DITTO, DOD, DPAINT, DTCENT, DTICI, DV8, EASON, ECL, EE, EFORL, EMC, ETL, EURO, EVER, F&D, FANCY, FE, FLOYD, FMT, FN, FORTH, FTI, FVC, GABLE, GENCO, GFC, GIFT, GL, GLAND, GLOCON, GLORY, GRAMMY, GRAND, GSC, GTB, GTV, GYT, HEALTH, HFT, HL, HPT, HTECH, HUMAN, HYDRO, I2, IFEC, IIG, IMH, IND, INGRS, INSET, IP, IRC, IRCP, IT, ITD, ITNS, ITTHI, JAK, JCK, JCKH, JCT, JDF, JPARK, JSP, JUBILE, K, KAMART, KC, KCG, KCM, KDH, KEX, KIAT, KISS, KJL, KK, KKC, KLINIQU, KOOL, KTIS, KTMS, KUMWEL, KUN, KWK, KWII, KWM, KYE, LALIN, LDC, LEE, LIT, LOXLEY, LPH, LST, MANNIN, MASTER, MATI, MCA, M-CHAI, MCS, MDX, MEB, MEGA, METCO, MGC, MGI, MGT, MICRO, MIDA, MJD, MK, ML, MORE, MOSHI, MTW, MUD, MVP, NAM, NAT, NC, NCH, NCL, NDR, NETBAY, NEW, NEWS, NFC, NL, NNCL, NOK, NOVA, NPK, NSL, NTSC, NTV, NUSA, NV, NVD, NYT, OHTL, ONEE, ORN, PACE, PACO, PAF, PANEL, PCC, PEACE, PERM, PF, PHG, PICO, PIN, PJW, PLE, PLT, PMTA, POLAR, PORT, POST, PPM, PRAKIT, PRAPAT, PRECHA, PRI, PRIN, PRO, PROUD, PSG, PSP, PTC, PTL, RAM, RCL, READY, RJH, ROCK, ROCTEC, ROH, ROJINA, RP, RCP, RPH, RSP, S, S11, SABUY, SAF, SAFARI, SAFE, SALEE, SAM, SAMART, SAMCO, SAMTEL, SAUCE, SAV, SAWAD, SAWANG, SBNEXT, SCAP, SCGD, SCI, SCL, SCP, SDC, SE, SEAFCO, SECURE, SFT, SGF, SHANG, SHR, SIAM, SICT, SIMAT, SINGER, SINO, SISB, SJWD, SK, SKN, SKY, SLM, SLP, SMART, SMD, SMT, SNNP, SO, SOLAR, SONIC, SPA, SPCG, SPG, SPVI, SQ, SR, SRS, SSC, STANLY, STARK, STC, STEC, STECH, STHAI, STI, STP, STPI, SUC, SUN, SUPER, SUTHA, SVR, SVT, SWC, SYNEX, TACC, TAN, TPAC, TC, TCC, TCJ, TCOAT, TEAM, TEAMG, TEKA, TFM, TGPRO, TH, THAI, THANA, THE, THG, THMUJ, TIGER, TITLE, TK, TNC, TLI, TM, TMC, TMI, TMW, TNDT, TNH, TNPC, TOA, TPBI, TPCH, TPIPL, TPL, TPOLY, TPP, TQR, TR, TRC, TRITN, TRP, TRUBB, TRV, TSE, TTI, TTT, TTW, TURTLE, TVH, TVT, TWP, TWZ, TYCN, UAC, UBA, UMI, UMS, UNIQ, UP, UPF, UPOIC, UREKA, UTP, UVAN, VARO, VIBHA, VL, VNG, VPO, VRANDA, WARRIX, WAVE, WELL, WFX, WGE, WIN, WINDOW, WINMED, WINNER, WORK, WORLD, WP, YGG, YONG, ZAA

Explanations

Companies participating in Thailand's Private Sector Collective Action Coalition Against Corruption programme (Thai CAC) under Thai Institute of Directors (as of November 1, 2023) are categorised into: companies that have declared their intention to join CAC, and companies certified by CAC.