

สวัสดี ตอนเช้า

Market today

Still looks weak

The SET still looks weak, limiting any recovery, with resistances at 1385 and 1390. Negative sentiment from US markets and the uncertainty surrounding the Fed's interest rate cut are negatives pressuring the index, with support at 1368. A fall below this support would be negative. Next support at 1360.

Today's highlights

- The number of job openings in the US rose to 8.756mn in Feb, higher than market forecasts. This suggests the economy and labour market remain robust but raises concerns the Fed may delay plans to cut interest rates.
- A second case of the H5N1 strain of bird flu was reported in the US this year, with an individual in Texas infected - potentially the first U.S. case transmitted from cattle - after the first 2022 case in Colorado.
- Major state-owned banks in China sold US dollars to purchase yuan in the onshore market on Tuesday, aiming to prevent further depreciation of the Chinese currency.
- UBS announced a US\$2bn share buyback program, with US\$1bn expected to be purchased this year after the expected completion of its merger with Credit Suisse in 2Q24.
- Tesla's stock price fell 4.9% on Tuesday after it reported a 1.7%YoY decline in 1Q24 vehicle production and an 8.5% decrease in deliveries - the first decline since 2020.
- The Cabinet approved a medium-term fiscal plan, increasing the budget deficit for FY2025 by Bt157.2bn from the previous Bt713bn. Four agencies will meet this week to discuss the FY2025 budget before presenting details to the Cabinet next week.
- The Cabinet approved an increase in the minimum wage to Bt400/day for 10 tourism provinces, effective from Apr 13. It also raised the ceiling for monthly pensions to Bt11,000/month.

Strategy today

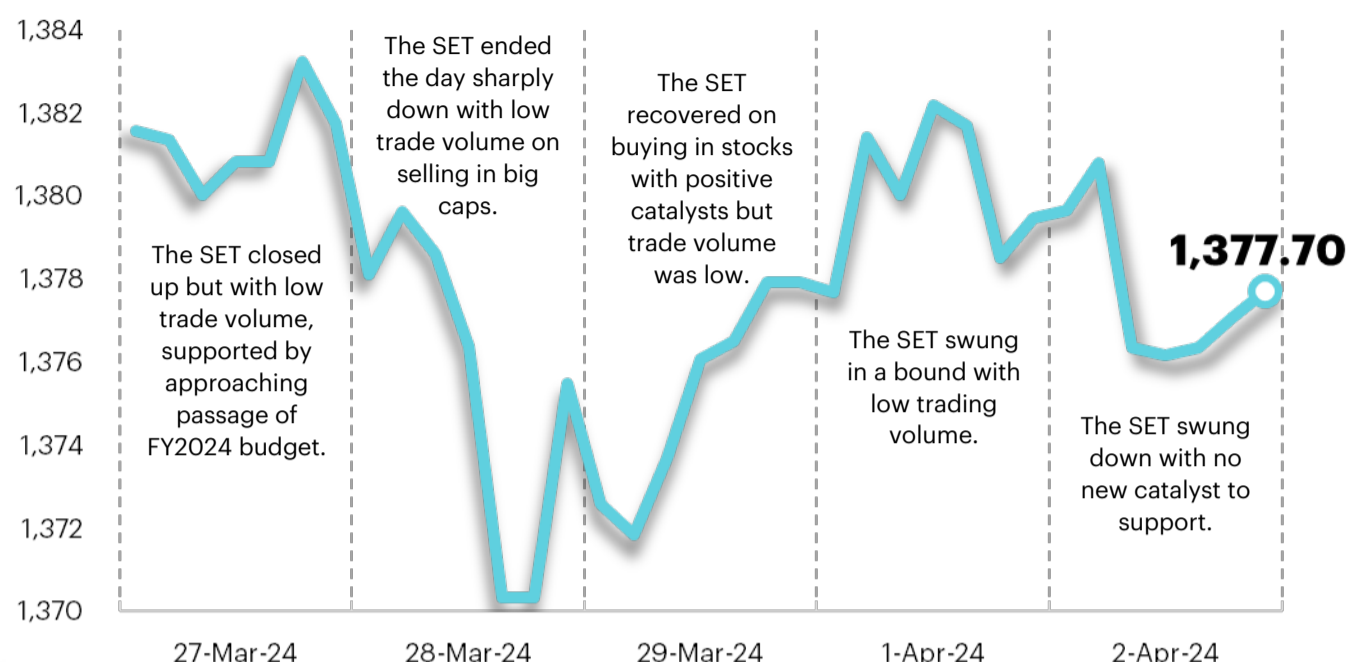
In the short term, the Thai capital market is likely to recover on hopes of recovery in China and US manufacturing PMI, while Thai inflation is expected to remain sufficiently low to allow the BoT to cut interest rate. The strategy is "Selective Buy".

Daily report

Wednesday, April 3, 2024

Support - Resistances

1368/1360 - 1385/1390



Trading today

In the short term the SET is likely to recover on expectation of recovery in China and US manufacturing PMI. We recommend "Selective Buy" in four main themes:

- 1) Speculative stocks after Brent exceeded US\$85/bbl, with lower recession concerns supporting demand, while supply is affected by tension between Russia and Ukraine. For high risk-takers, we recommend trading PTTEP (long-term oil price up by US\$1/bbl raises target price by Bt5/share) and TOP (refinery margin and inventory gain); the rise in price is negative to oil retailing (low marketing margin) and the aviation sector (higher cost).
- 2) Stocks that benefit from recovery in manufacturing (especially China) and whose profit has bottomed but this is not yet reflected in stock price - GFPT, KCE, SCGP, IVL and PTTGC.
- 3) Stocks that benefit from seasonally improving tourism as the country celebrates Songkran. This year the government is organizing a 21-day Songkran festival beginning April 1 and running through April 21 (13-year historical data shows tourism stocks provide good returns in April, at an average of 2.5%MoM) - AOT, ERW, MINT and CPALL.
- 4) Speculative stocks on the beginning of a downtrend in interest rate, especially if Thai inflation rate in March continues low - Finance (TIDLOR), Utilities (GULF) and Transportation (AOT).

Daily top picks

GFPT: Sentiment has been burnished by the discovery of bird flu in the US, which is a poultry exporter and Thailand's competitor. 1Q24 profit is expected to grow YoY and QoQ, outperforming peers in the food sector, supported by higher margin for chicken products, higher domestic chicken price and lower animal feed cost.

PTTEP: The company benefits from rising oil price, and Brent rose by 1.72%DoD to close at US\$88.92/bbl on supply concerns caused by tension in the Middle East and between Ukraine and Russia where there have been attacks on energy infrastructure. Recommend buy for trading at no higher than Bt156/share.



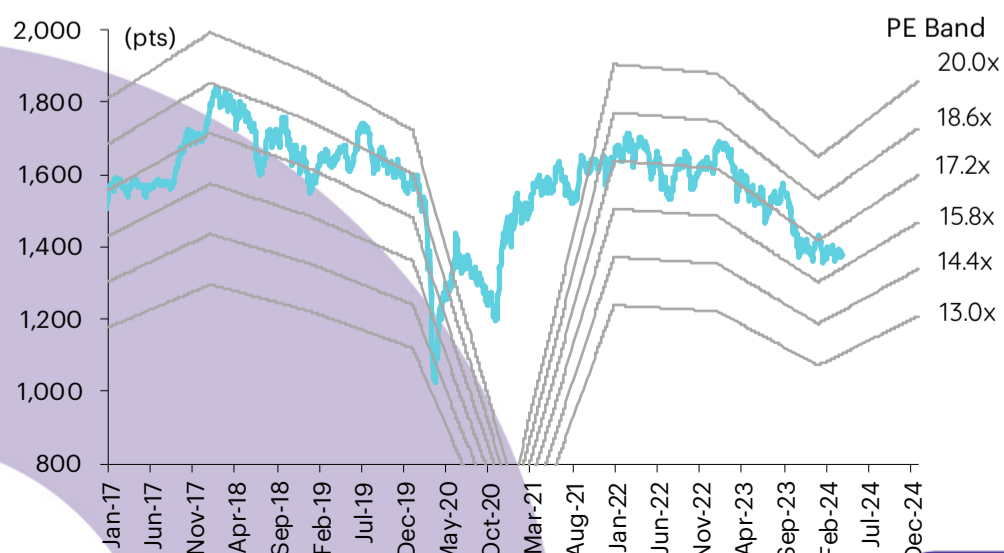
Today's reports

Petrochemicals – Aromatics chain still shines

What to watch

Date	Event
1 Apr	Economic release: JP – Tankan manufacturing and non-manufacturing index for 1Q23; JP – Final manufacturing PMI for Mar; US – ISM manufacturing PMI for Mar
2 Apr	Economic release: US – JOLTS job openings for Feb; EU – Final manufacturing PMI for Mar
3 Apr	Economic release: US – ISM services PMI for Mar, ADP non-farm employment change for Mar, crude oil inventories; JP – Final services PMI for Mar; EU – CPI flash estimate for Mar, unemployment rate for Feb Event: OPEC+ ministerial meetings
4 Apr	Economic release: EU – PPI for Feb, final services PMI for Mar; US – Unemployment claims, trade balance for Feb
5 Apr	Economic release: JP – Household spending for Feb; EU – Retail sales for Feb; US – Average hourly earnings, non-farm employment change and unemployment rate for Mar

SET Index movement



Daily report Wednesday, April 3, 2024

SET Index series

Index	2 Apr (pts)	Chg (pts)	Chg (%)	Value (Btmn)
SET	1,379.46	(0.02)	(0.00)	38,240.09
SET50	845.81	0.60	0.07	24,487.54
SET100	1,874.62	1.45	0.08	29,181.04
sSET	894.07	0.51	0.06	2,508.32
SETCLMV	825.16	2.18	0.26	15,176.66
SETHD	1,085.49	0.79	0.07	10,439.70
SETESG	896.12	(0.47)	(0.05)	26,761.42
SETWB	814.41	(1.94)	(0.24)	7,421.20
mai	406.77	(3.53)	(0.86)	3,913.65

Trading summary by investor type

(Btmn)	2 Apr	WTD	MTD	YTD
Foreign				
Net	(1,581)	(681)	(681)	(70,007)
Breakdown (%)	49.71	49.11	49.11	53.95
Institution				
Net	468	749	749	(5,424)
Breakdown (%)	12.65	12.40	12.40	9.22
PropTrade				
Net	478	430	430	(2,463)
Breakdown (%)	6.24	5.98	5.98	6.96
Individual				
Net	634	(498)	(498)	77,894
Breakdown (%)	31.40	32.51	32.51	29.87

S50 futures trading by foreign investors

(Contract)	2-Apr	WTD	MTD	YTD
Foreign	5,511	18,821	18,821	24,748
Institution	(1,872)	(3,637)	(3,637)	(7,715)
Customer	(3,639)	(15,184)	(15,184)	(17,033)

Bond trading by foreign investors

(Btmn)	2-Apr	WTD	MTD	YTD
Buy	1,421	3,967	72,240	222,130
Sell	4,215	6,678	83,968	253,418
Net	(2,793)	(2,710)	(11,728)	(31,288)

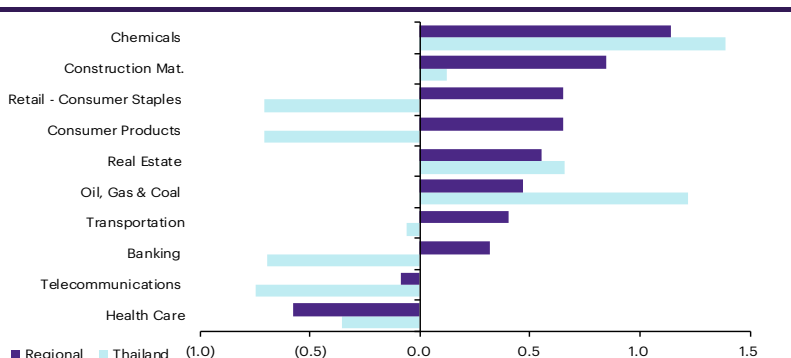
Market update

Global market movement

	2-Apr	Index	Chg (pts)	Performance (%)				PE (x)		EPS gth (%)		PBV (x)		ROE (%)	
				1D	WTD	MTD	YTD	24F	25F	24F	25F	24F	25F	24F	25F
S&P 500		5,206	(37.96)	(0.7)	(0.9)	(0.9)	9.1	21.7	19.0	8.3	14.1	4.3	3.8	18.5	18.9
Euro Stoxx 600		509	(4.10)	(0.8)	(0.8)	(0.8)	6.2	13.9	12.8	(2.5)	8.5	1.9	1.8	12.9	13.2
Japan		39,839	35.82	0.1	(1.3)	(1.3)	19.0	20.7	20.8	56.8	(0.5)	2.2	2.0	9.3	9.7
Hang Seng		16,932	390.10	2.4	2.4	2.4	(0.7)	8.5	7.7	8.9	9.2	0.9	0.8	10.4	10.2
MSCI Asia x J		655	0.00	0.0	0.1	0.1	2.1	13.4	11.4	21.0	17.0	1.5	1.3	10.8	11.4
Philippines		6,960	(19.38)	(0.3)	0.8	0.8	7.9	11.8	10.8	17.7	9.7	1.5	1.3	12.1	12.3
Indonesia		7,237	31.92	0.4	(0.7)	(0.7)	(0.5)	14.2	13.0	30.6	9.6	1.9	1.8	13.5	13.6
Malaysia		1,548	3.97	0.3	0.8	0.8	6.4	13.9	13.0	0.9	7.0	1.3	1.2	9.6	9.6
Thailand		1,379	(0.02)	(0.0)	0.1	0.1	(2.6)	14.6	13.2	14.3	11.0	1.3	1.3	9.1	9.6
Asean 4 - simple avg.				0.1	0.2	0.2	2.8	13.6	12.5	15.9	9.3	1.5	1.4	11.0	11.3
China		3,075	(2.42)	(0.1)	1.1	1.1	3.4	11.0	10.9	26.2	1.0	1.3	1.2	9.9	10.7
India		73,904	(110.64)	(0.1)	0.3	0.3	2.3	21.0	18.7	25.4	12.0	3.3	2.9	15.7	16.2
Singapore		3,248	12.83	0.4	0.7	0.7	0.2	10.7	10.2	2.7	4.9	1.1	1.0	9.9	9.8
Taiwan		20,467	244.24	1.2	0.8	0.8	14.1	18.8	15.7	27.5	19.5	2.5	2.3	13.4	14.8
Korea		2,753	5.30	0.2	0.2	0.2	3.7	10.9	9.2	65.8	19.5	0.9	0.9	8.2	9.5
Others				0.3	0.7	0.7	4.7	14.5	12.9	29.5	11.4	1.8	1.7	11.4	12.2

Regional sector movement

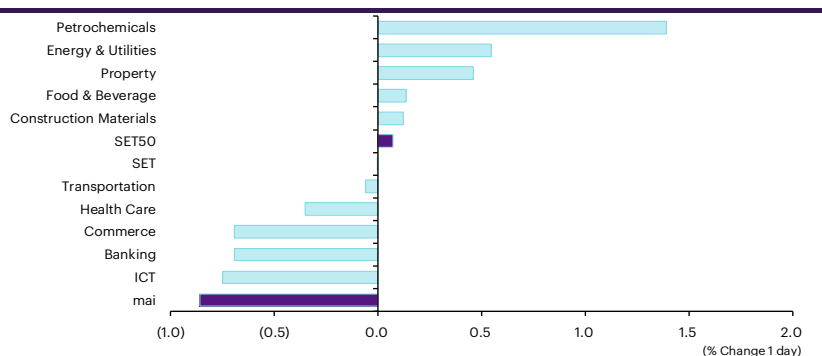
	Price performance (%) *			
	2-Apr	WoW	MoM	YTD
Banking	0.32	(0.29)	(0.25)	3.10
Chemicals	1.14	3.00	4.65	(6.24)
Construction Mat.	0.85	1.50	0.44	(0.96)
Consumer Products	0.65	0.90	(0.03)	(5.49)
Health Care	(0.58)	0.11	(3.01)	(6.33)
Oil, Gas & Coal	0.47	0.82	0.37	(1.47)
Real Estate	0.55	(0.05)	1.28	(1.86)
Retail - Consumer Staples	0.65	0.90	(0.03)	(5.49)
Telecommunications	(0.09)	0.42	(0.31)	(2.81)
Transportation	0.40	0.92	(1.10)	(3.21)



* Regional sector price performances (%) are based on US\$ and Thai sector price performances (%) are based on baht

Thailand sector movement

	Price performance (%)			
	2-Apr	WoW	MTD	YTD
Banking	(0.69)	(0.94)	(0.61)	(3.36)
Commerce	(0.69)	(1.33)	(0.94)	(2.61)
Construction Materials	0.12	0.99	0.87	(10.63)
Energy & Utilities	0.55	0.55	0.06	(2.51)
Food & Beverage	0.13	(0.09)	0.07	(5.08)
Health Care	(0.35)	(0.13)	(0.07)	(0.57)
ICT	(0.75)	(0.94)	(0.16)	1.24
Petrochemicals	1.39	3.22	4.60	(0.55)
Property	0.46	1.04	0.70	(2.09)
Transportation	(0.06)	1.14	0.27	5.44
SET	(0.00)	0.16	0.11	(2.57)
SET50	0.07	0.20	0.17	(3.36)
MAI	(0.86)	(1.09)	(1.20)	(1.18)



10 Most active stocks by value

Stock	Price (Bt)	Value (Btmn)	Chg (%)
PTTEP	155.00	2,033.11	2.65
KTB	16.60	1,813.89	(1.78)
KBANK	122.50	1,798.08	(1.21)
CPALL	54.00	1,624.08	(0.92)
CRC	34.75	1,209.31	(1.42)
PTT	34.00	1,202.48	0.74
SCB	114.00	972.33	-
BBL	138.50	947.41	(0.36)
BEM	8.20	744.69	-
IVL	25.00	721.13	1.21

Top 10 gainers

Stock	Price (Bt)	Value (Btmn)	Chg (%)
TPOLY	1.67	89.97	18.44
BTNC	22.60	0.93	15.31
KC	0.10	0.12	11.11
TRITN	0.14	0.55	7.69
TGPRO	0.14	0.08	7.69
EVER	0.16	0.48	6.67
TRC	0.32	11.43	6.67
PM	7.55	40.14	6.34
CEN	2.50	0.36	5.93
DTCI	30.00	0.01	5.26

Top 10 losers

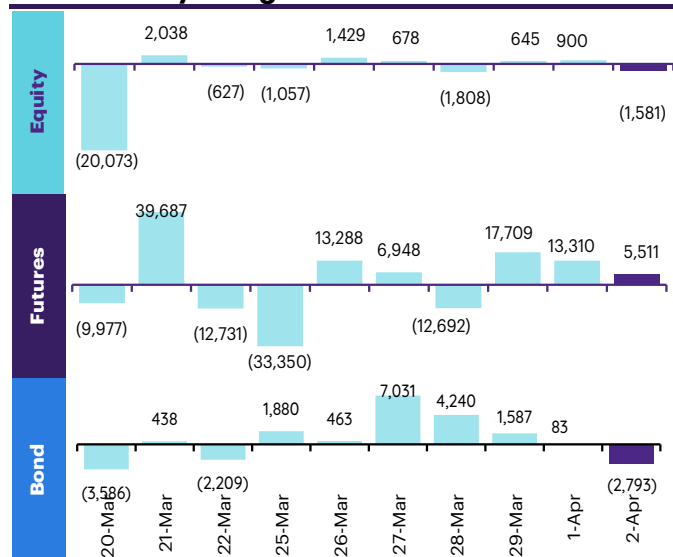
Stock	Price (Bt)	Value (Btmn)	Chg (%)
NATION	0.03	0.01	(25.00)
SDC	0.05	0.62	(16.67)
JKN	0.48	20.30	(12.73)
UP	16.40	0.28	(9.89)
JTS	52.25	146.79	(8.73)
AJA	0.25	10.87	(7.41)
SUC	30.00	5.62	(6.98)
BKGI	2.90	84.10	(6.45)
INSURE	110.00	0.03	(6.38)
TRUBB	1.48	23.93	(6.33)

Fund flow monitor

Regional foreign fund flows to equity

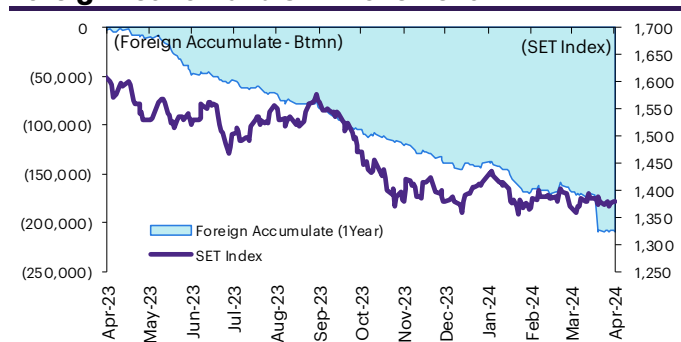
(US\$ Mn)	Thailand	Indonesia	Philippines	Malaysia	Vietnam	India	Taiwan	South Korea	Japan
Daily									
2-Apr-24	(43)	(111)	14		(30)		119	576	
1-Apr-24	25	(95)	8	(21)	(29)		393	248	
29-Mar-24	18			(22)	(32)		(169)	603	
28-Mar-24	(50)	(25)			(54)	282	(831)	50	
27-Mar-24	19	(54)	(6)	(66)	(76)	485	(236)	257	
Weekly									
WTD	(19)	(206)	22	(21)	(59)	387	513	823	(5,887)
29-Mar-24	(3)	(125)	(42)	(92)	(190)	387	(1,853)	1,540	0
22-Mar-24	(1,046)	136	9	(66)	(128)	(872)	(1,445)	2,613	(5,887)
15-Mar-24	(0)	475	(56)	(88)	(106)	2,302	(497)	(771)	(9,807)
8-Mar-24	(72)	43	31	(320)	(40)	1,937	3,436	434	2,561
Monthly									
MTD	(19)	(206)	22	(21)	(59)	0	513	823	0
Mar-24	(1,145)	506	(46)	(609)	(456)	4,016	(93)	3,816	(11,242)
Feb-24	82	646	129	277	(113)	483	3,390	6,120	7,415
Jan-24	(870)	534	80	145	7	(3,141)	1,433	2,254	17,148
YTD	(1,952)	1,480	185	(208)	(621)	1,358	5,242	13,012	13,320

Thailand daily foreign net flows

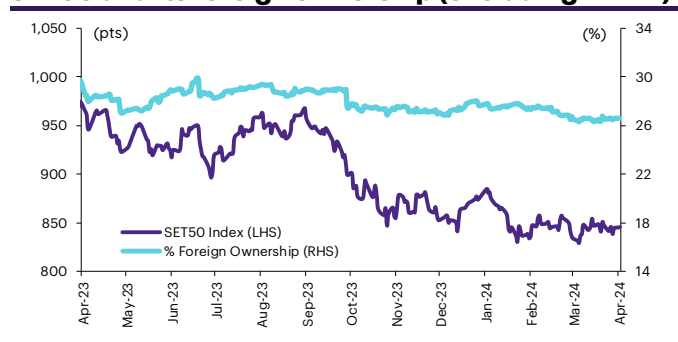


	Equity (Btmn)	SET50 futures (Contract)	Bond (Btmn)*
Daily			
2-Apr-24	(1,581)	5,511	928
Weekly			
WTD	(681)	18,821	3,170
29-Mar-24	(113)	(8,097)	(1,356)
22-Mar-24	(37,762)	29,812	5,095
15-Mar-24	(5)	23,612	4,045
8-Mar-24	(2,602)	75,843	12,703
Monthly			
MTD	(681)	18,821	3,170
Mar-24	(41,314)	102,406	17,387
Feb-24	2,862	(3,311)	(487)
Jan-24	(30,874)	(93,168)	(15,963)
Quarterly			
QTD	(681)	18,821	3,170
1Q24	(69,326)	5,927	937
4Q23	(35,319)	73,626	13,162
3Q23	(50,031)	(123,844)	(22,416)
2Q23	(50,263)	(85,648)	(15,901)
YTD			
2023	(192,490)	(243,096)	(47,380)
2022	202,694	109,924	23,593

Foreign net flow and SET movement



SET50 and its foreign ownership (excluding NVDR)



Foreign buy/sell activity monitor

Most foreign holding value change

	Fgn hld (%)	Δ Fgn (M.shares)	Buy* (Btmn)
ADVANC	36.91	0.60	122
GULF	35.87	2.42	105
SCB	19.08	0.68	77
WHA	15.57	6.25	30
MEGA	15.91	0.66	29
PTT	8.48	0.84	29
CPN	19.44	0.41	26
SAWAD	29.22	0.55	23
SCC	10.06	0.09	23
KKP	9.50	0.36	19

	Fgn hld (%)	Δ Fgn (M.shares)	Sell* (Btmn)
TOP	18.05	(1.61)	(95)
BBL	26.88	(0.37)	(51)
TOP	18.05	(1.61)	(95)
KBANK	41.98	(0.36)	(44)
HMPRO	13.12	(3.03)	(32)
TCAP	17.29	(0.60)	(30)
AOT	8.49	(0.45)	(29)
KTB	9.48	(1.68)	(28)
CK	17.93	(1.20)	(28)
LH	10.97	(3.00)	(22)

Top-5 NVDR net buy/sell

	Buy* (Btmn)	Sell* (Btmn)
PTTEP	337	KBANK (614)
CRC	322	BBL (349)
CPALL	246	TISCO (184)
TOP	177	SCB (183)
IVL	143	TTB (168)
INTUCH	108	KTB (133)
SPRC	95	SCGP (118)
TU	94	DELTA (102)
AP	85	GULF (92)
AWC	74	LH (54)

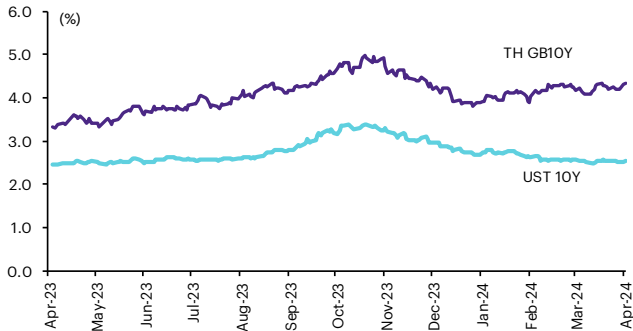
* InnovestX Research estimates

Multi-asset price update

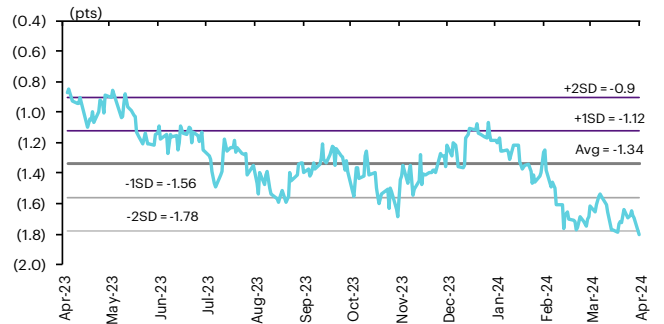
Key indicator update

	Close	2-Apr	WoW	MoM	YoY	YTD
Financial market condition						
VIX Index	14.61	7.03	10.35	11.44	(21.24)	17.35
Europe CDS (bps)	55.933	1.70	0.57	1.08	(29.22)	(2.65)
LIBOR OIS Spread (bps)	0	0.00	0.00	0.00	(27.21)	0.00
TED Spread (bps)	0.2038	1.02	(1.20)	(1.67)	(30.05)	(5.69)
Exchange rate						
Dollar Index	104.75	(0.20)	0.44	0.84	2.65	3.33
USD/THB	36.59	0.05	0.76	1.81	7.00	6.46
EUR/USD	1.08	0.31	(0.54)	(0.58)	(1.18)	(2.38)
USD/JPY	151.52	(0.07)	0.01	0.97	14.43	7.47
Bond: (Change in basis points)						
TH Gov Bond 2Y	2.16%	0.86	(0.45)	(0.15)	31.91	(18.78)
TH Gov Bond 10Y	2.53%	2.62	(1.99)	(3.49)	7.35	(16.42)
US Gov Bond 2Y	4.70%	0.43	10.20	16.38	70.07	43.90
US Gov Bond 10Y	4.36%	5.39	12.36	16.57	92.74	47.66
Commodities						
CRB Index	536.35	0.00	(0.04)	2.38	(2.43)	5.10
Gold (US\$/oz)	2,279.70	1.32	4.61	9.46	14.91	10.52
Gross Refining Margin (US\$/bbl)	4.85	3.85	(12.77)	(32.92)	(16.38)	(22.89)
Dubai Crude (US\$/bbl)	84.15	0.00	0.01	(4.04)	7.21	8.82
NYMEX Crude (US\$/bbl)	85.15	1.72	4.32	6.48	5.88	75.78
Baltic Dry Index (pts)	1,714.00	(5.88)	(13.83)	(22.20)	21.39	(18.15)

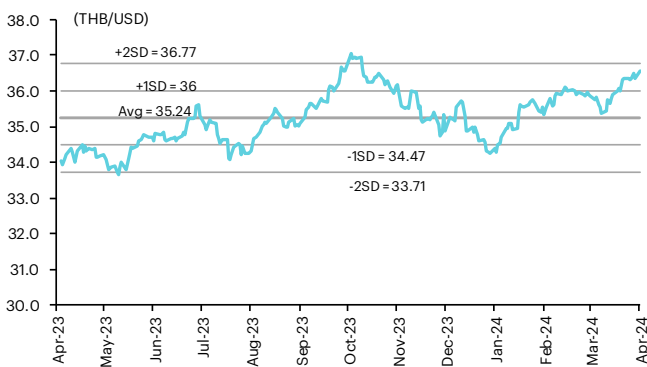
Thai and US 10-year government bond yield



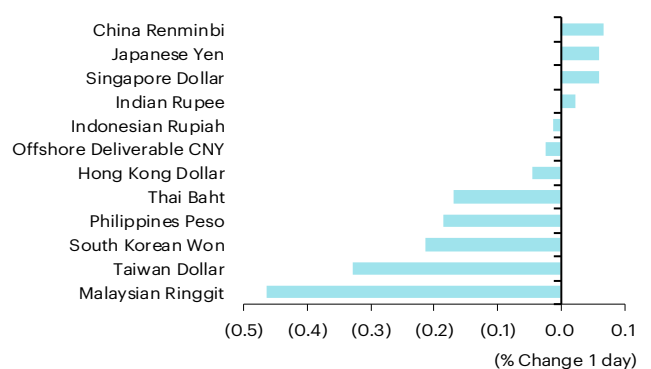
Thai and US 10-year government bond spread



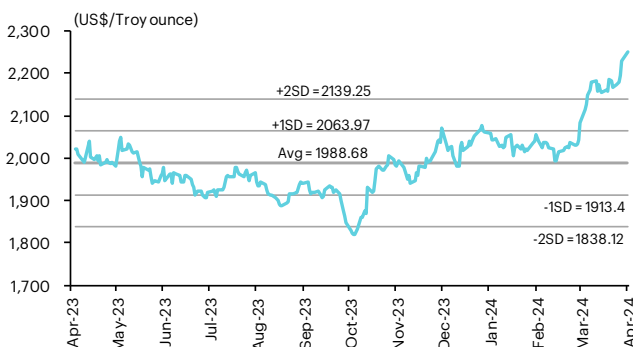
THB/USD exchange rate



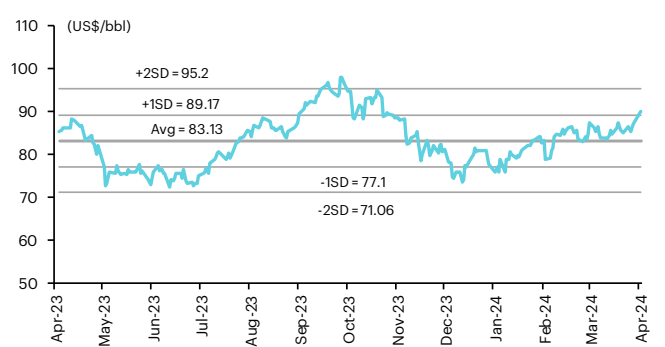
Regional foreign exchange rate spot return



Gold



Brent crude



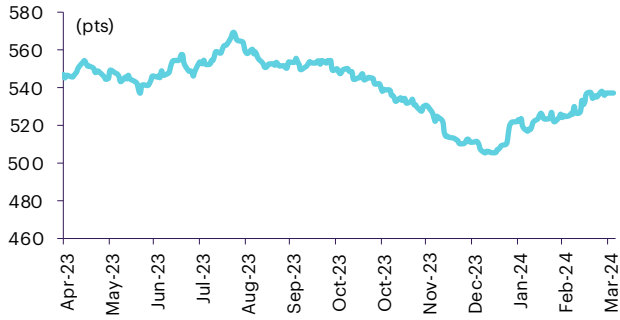
Commodities daily price update

	As of 2-Apr-24	-1W %	Avg. Price QTD in 1Q24	% QoQ	% YoY	Avg. Price in '23	% YoY	Avg. Price in '24	% YoY	Update
CRB Index	536.35	0.4	521.67	(1.9)	(5.5)	546.31	(7.81)	521.67	(4.5)	Daily
Energy Prices										
Crude Oil - Dubai (US\$/bbl)	88.79	4.2	81.68	(2.6)	2.7	81.93	(15.62)	81.68	(0.3)	Daily
Brent Crude (US\$/bbl)	89.83	5.9	83.20	(1.2)	2.5	82.60	(18.40)	83.20	0.7	Daily
West Texas Int. Cushing (US\$/bbl)	85.15	5.1	77.22	(1.6)	(4.9)	77.59	(17.93)	77.22	(0.5)	Daily
Crude Oil - Asia-Pacific Tapis Oil Spot (US\$/bbl)	94.21	4.7	86.45	(3.0)	6.5	86.52	(19.56)	86.45	(0.1)	Daily
Natural Gas Henry Hub (US\$/mmBTU)	1.85	2.2	2.09	(26.3)	(37.4)	3.10	(21.05)	2.09	(32.4)	Daily
Coal Price NEX (US\$/MT)	127.54	1.2	129.34	(5.2)	(51.3)	178.13	(51.19)	129.34	(27.4)	Friday
Oil Product Prices and Gross Refinery Margin										
Gas Oil 500 ppm Sulfur Singapore (US\$/bbl)	101.86	0.9	101.22	(3.3)	(4.3)	103.11	(21.20)	101.22	(1.8)	Daily
Gas Oil - Dubai (US\$/bbl)	13.07	(17.0)	19.54	(6.2)	(25.5)	21.18	(37.25)	19.54	(7.8)	Daily
Gasoline, 92 RON Spot (US\$/bbl)	101.86	0.9	101.22	(3.3)	(4.3)	103.11	(21.20)	101.22	(1.8)	Daily
Gasoline - Dubai (US\$/bbl)	13.07	(17.1)	19.54	(6.2)	(25.5)	21.18	(37.25)	19.54	(7.8)	Daily
Fuel Oil 180 Singapore Spot (US\$/bbl)	76.13	1.3	70.06	(33.1)	11.8	70.05	(12.98)	70.06	0.0	Daily
Fuel Oil - Dubai (US\$/bbl)	(12.66)	25.2	(11.62)	(9.9)	(31.0)	-11.88	(28.43)	(11.62)	(2.2)	Daily
Jet Kerosene - Spot Price (US\$/bbl)	103.20	0.3	102.54	(5.0)	(4.5)	105.01	(16.72)	102.54	(2.3)	Daily
Jet Kerosene - Dubai (US\$/bbl)	14.41	(18.4)	20.87	(13.2)	(25.1)	23.08	(20.38)	20.87	(9.6)	Daily
SG Refinery Margin (US\$/bbl)	4.85	(12.8)	5.47	(42.7)	(33.7)	6.86	95.65	7.23	5.41716	Daily
Olefins Product Prices and Spread										
Ethylene, FOB Japan Spot (US\$/MT)	900	0.0	890	(3.8)	3.6	835	(16.61)	890	6.7	Tuesday
Ethylene Spread (US\$/MT)	188	(0.2)	204	319.0	27.4	181	(14.77)	204	12.8	Daily
Propylene (Olefins), FOB Japan Spot (US\$/MT)	835	0.0	823	(0.2)	(10.9)	848	(14.27)	823	(3.0)	Tuesday
Propylene Spread (US\$/MT)	123	(0.4)	136	(17.4)	(39.1)	195	(3.11)	136	(30.0)	Daily
Naphtha - Singapore Spot FOB (US\$/MT)	712	0.1	686	4.2	(1.9)	654	(17.11)	686	5.0	Daily
Polyolefins Prices and Spread										
Polye HDPE SE Asia (US\$/MT)	1,040	0.0	1,021	8.9	(4.6)	1,033	(12.49)	1,021	(1.1)	Tuesday
HDPE-Naphtha Spread (US\$/MT)	328	(0.2)	335	216.4	(9.8)	379	(3.18)	335	(11.6)	Daily
Polye LDPE-Film, CFR SE Asia Spot (US\$/MT)	1,140	0.0	1,095	7.1	(4.8)	1,053	(26.77)	1,095	4.0	Tuesday
LDPE-Naphtha Spread (US\$/MT)	428	(0.1)	408	172.5	(9.3)	399	(38.51)	408	2.4	Daily
PP Film, Spot South East Asia (US\$/MT)	1,010	0.0	990	3.1	(7.4)	999	(14.92)	990	(0.9)	Tuesday
PP Spread (US\$/MT)	298	(0.2)	304	0.9	(17.9)	345	(10.45)	304	(11.9)	Daily
MEG Prices and Spread										
MEG, CFR South East Asia (US\$/MT)	535	0.0	548	11.4	4.3	500	(14.40)	548	9.4	Tuesday
MEG Spread (US\$/MT)	-23	0.0	-4	(88.8)	(45.6)	-17	(52.64)	-4	n.m.	Tuesday
Aromatics Product Prices and Spread										
Paraxylene, FOB USG Spot (US\$/MT)	1,120	1.8	1,096	(62.7)	(0.3)	1,103	(12.51)	1,096	(0.6)	Tuesday
Paraxylene Spread (US\$/MT)	371	(2.5)	406	6.9	(4.9)	411	(7.19)	406	(1.2)	Tuesday
Paraxylene - 92 RON Spread (US\$/MT)	251	5.3	233	19.3	17.9	224	54.61	233	4.1	Daily
Toluene, FOB Korea Spot (US\$/MT)	920	2.2	886	2.3	1.1	892	(7.35)	886	(0.7)	Tuesday
Benzene, CFR Japan Spot (US\$/MT)	1,065	1.4	1,016	10.2	7.1	918	(13.13)	1,016	10.7	Tuesday
Benzene Spread (US\$/MT)	432	4.7	406	21.1	20.9	344	(6.34)	406	18.1	Daily
Benzene - 92 RON Spread (US\$/MT)	196	4.1	153	431.1	227.1	38	(164.71)	153	296.9	Daily
Condensate (US\$/MT)	749	4.1	690	(2.6)	2.7	692	(15.39)	690	(0.3)	Daily
PTA Prices and Spread										
PTA, CFR South East Asia (US\$/MT)	800	3.2	783	0.6	(2.5)	802	(9.43)	783	(2.3)	Tuesday
PTA Spread (US\$/MT)	50	30.5	49	(0.8)	(26.8)	62	55.13	49	(22.1)	Tuesday
PVC Prices and Spread										
PVC, CFR South East Asia (US\$/MT)	810	0.0	784	(1.1)	(12.8)	844	(26.72)	784	(31.3)	Tuesday
Ethylene Spread (US\$/MT)	622	0.1	580	(2.8)	(21.5)	663	(29.41)	580	(12.6)	Tuesday
Ethylene Dichloride CFR Far East Asia (US\$/MT)	325	(3.0)	346	18.0	19.0	293	(45.94)	346	17.8	Tuesday
Metal										
Gold (US\$/Troy Ounce)	2,281	5.3	2,080	5.1	10.0	1,943	7.82	2,080	7.0	Daily
LME Copper 3 Month Rolling Forward (US\$/MT)	8,872	0.3	8,555	3.6	(4.5)	8,526	(3.17)	8,555	0.3	Daily
Silver Future (US\$/Troy Ounce)	26	5.7	24	(0.7)	5.1	24	n.a.	24	(2.5)	Daily
China Composite Steel Prices (CNY/MT)	3,965	(2.3)	4,212	0.0	(6.4)	4,259	(10.71)	4,212	(1.1)	Daily
Agriculture Prices										
Malaysian Crude Palm Oil Spot Price(MYR/MT)	4,356	0.4	4,011	9.0	(0.1)	3,834	(25.34)	4,011	4.6	Daily
SGX Ribbed Smoked Sheet 3 (RSS3) Futures (US\$/KG.)	249	(5.9)	215	29.2	33.4	159	(13.70)	215	35.6	Daily
Sugar #11 (US\$/LB)	22	2.1	22	(9.7)	21.2	22	31.49	22	(1.1)	Daily
Freight Rate										
Baltic Freight Index: BDIY	1,714	(21.9)	1,826	(10.4)	79.3	1,394	(27.83)	1,826	31.0	Daily
Baltic Supramax Index: BSI58	1,331	(3.8)	1,188	(8.1)	28.2	1,030	(48.65)	1,188	15.4	Daily

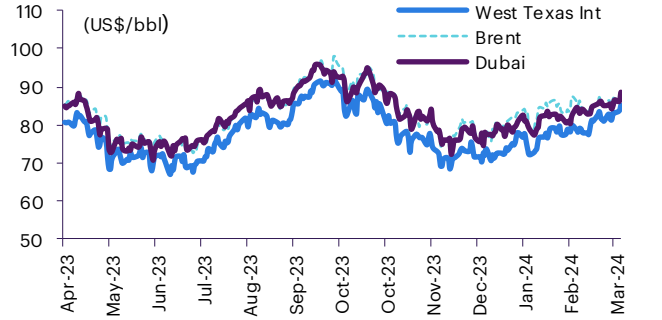
Source: Bloomberg Financial L.P., TQ Professional, BANPU, BOT, InnovestX Research

Commodities daily chart update

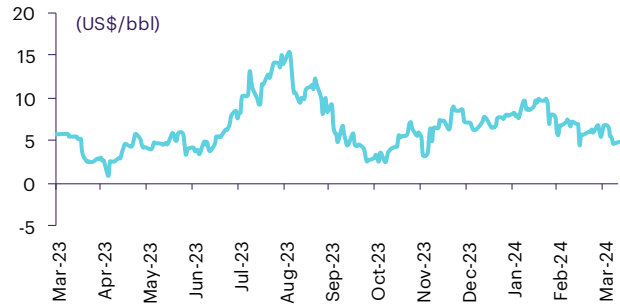
CRB US Spot All Commodities Price Index



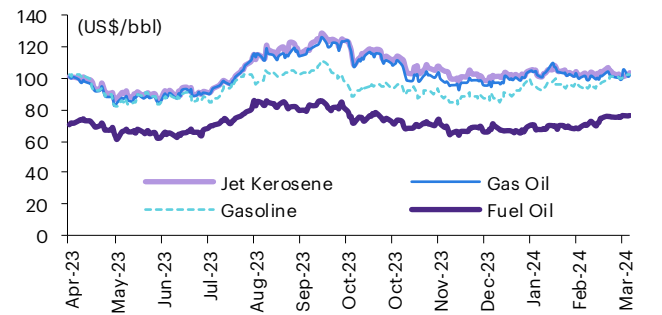
Crude prices



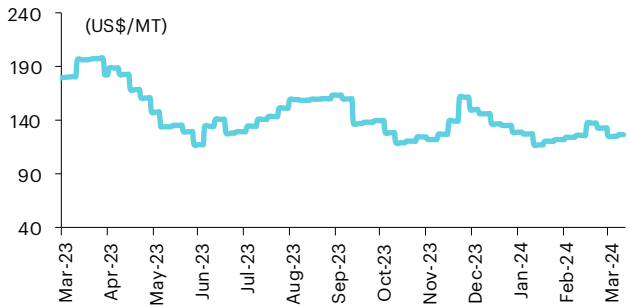
SG Dubai Hydrocracking Refinery Margin



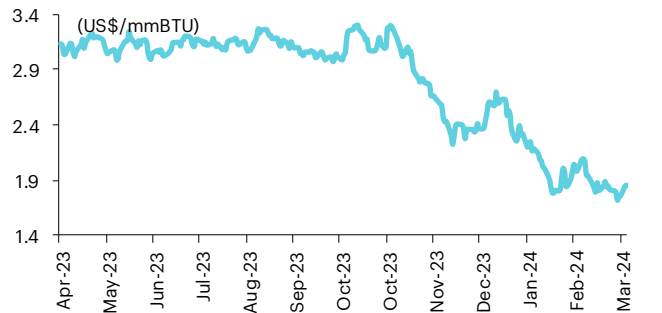
Oil product prices



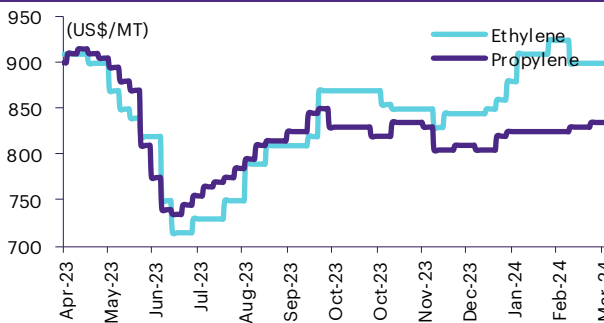
Coal price (NEX)



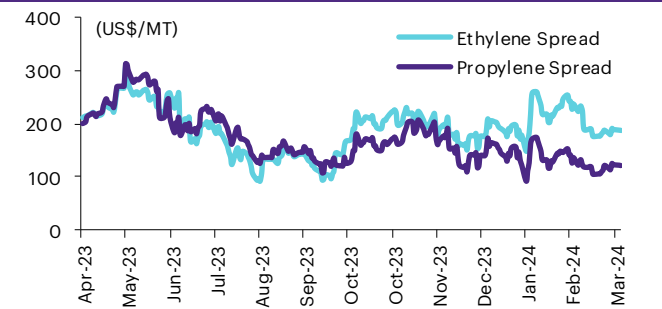
Natural gas prices (Henry hub)



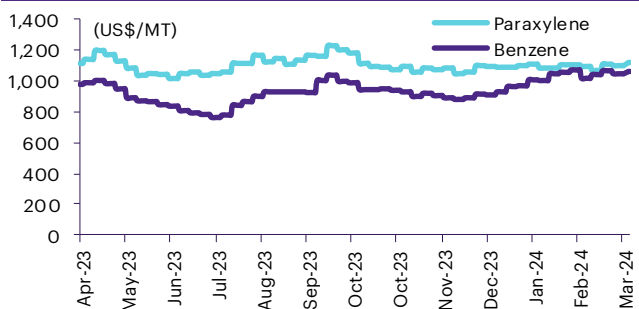
Olefins prices



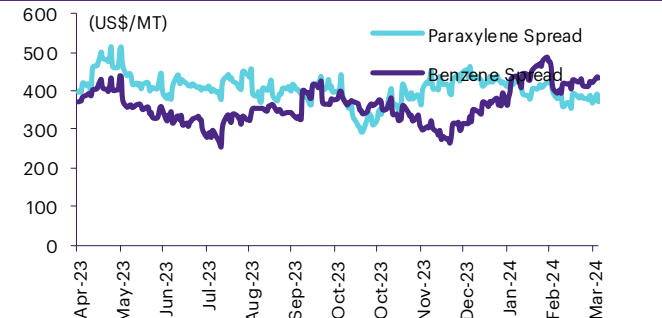
Olefins spreads



Aromatics prices

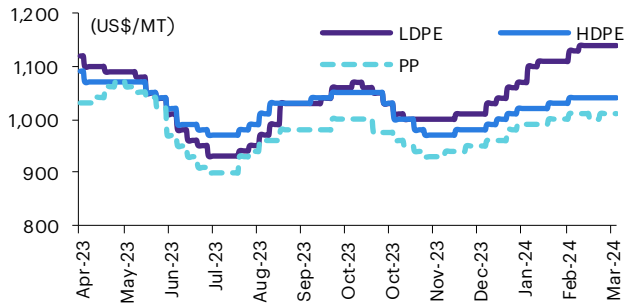


Aromatics spreads

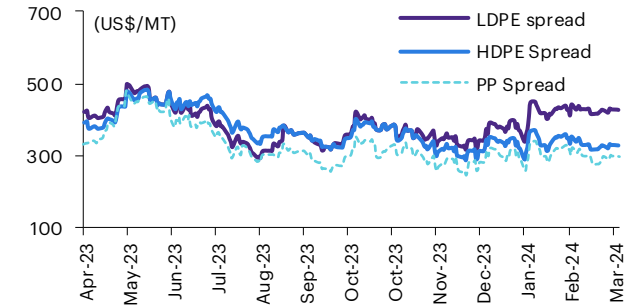


Commodities daily chart update

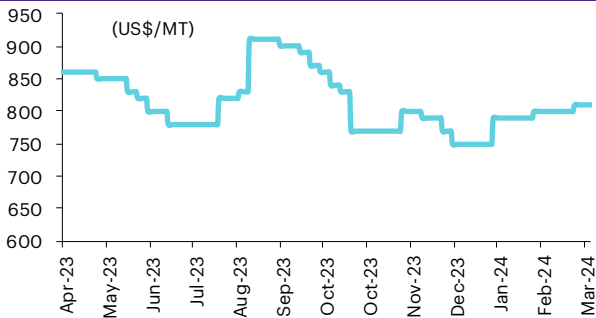
Polyolefins prices



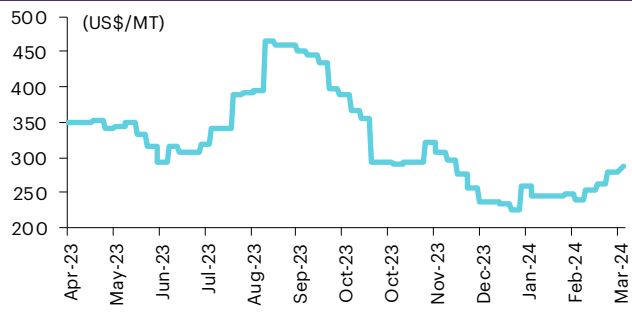
Polyolefins-Naphtha spreads



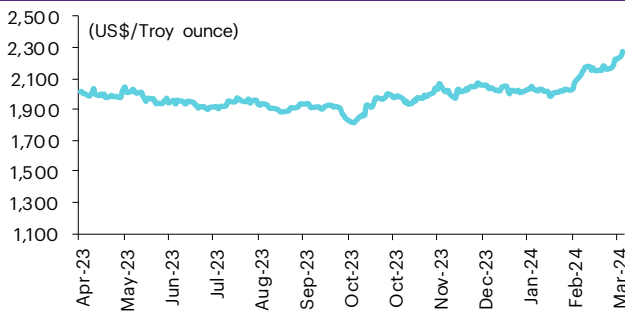
PVC price



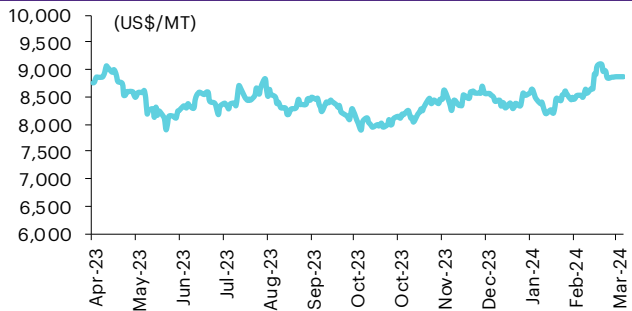
PVC spread



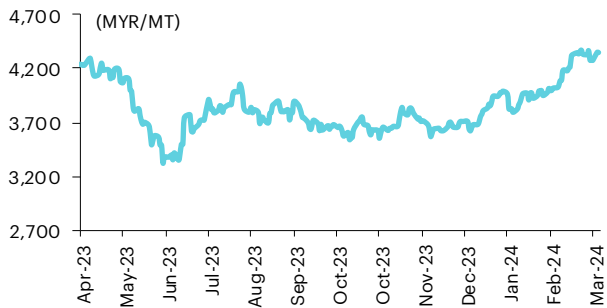
Gold price



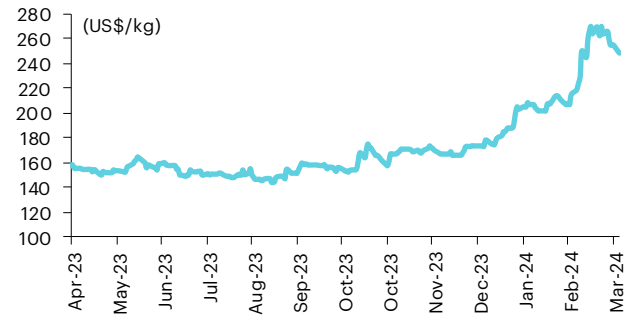
LME copper price



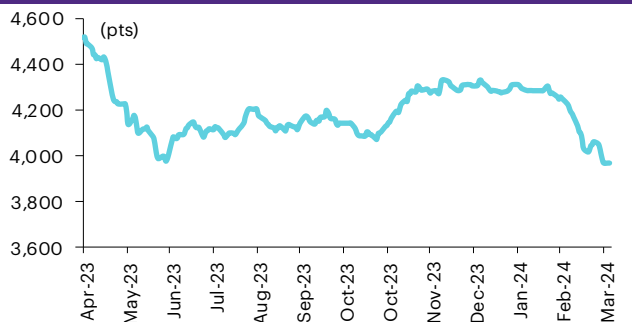
Malaysian crude palm oil price



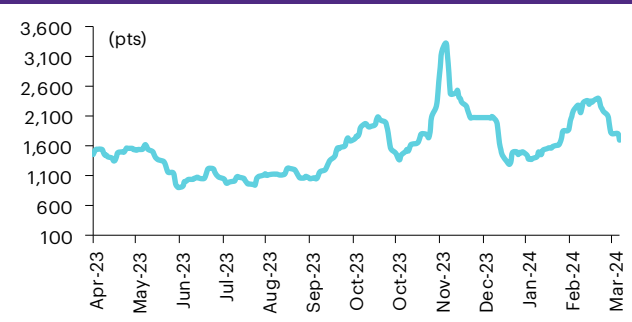
Rubber price (RSS3) futures



Steel price index



Baltic freight index



Source: Bloomberg Financial L.P., TQ Professional, BANPU, BOT, InnovestX Research

Short sales

	Volume (Shares)	Turnover (Bt)	Average price (Bt)	Last price 2 -Apr-24	Gap between last close and short	Short sale volume comparing with main board
TISCO-R	1,813,700	180,063,150	99.28	99.25	0.03	38.27
BLAND-R	1,235,100	842,568	0.68	0.69	(1.13)	30.56
KBANK-R	4,258,900	520,273,450	122.16	122.50	(0.28)	29.03
PLANB	3,224,600	27,106,400	8.41	8.55	(1.68)	27.77
BBL-R	1,873,400	258,988,650	138.25	138.50	(0.18)	27.37
LPN	383,600	1,362,606	3.55	3.58	(0.78)	24.37
RCL	353,900	6,417,310	18.13	18.20	(0.37)	24.08
BAFS-R	9,300	216,690	23.30	23.40	(0.43)	23.91
GLOBAL	610,000	10,174,450	16.68	16.70	(0.12)	23.61
TIPH	73,700	2,313,225	31.39	31.50	(0.36)	23.34
DMT	111,900	1,353,990	12.10	12.10	0.00	23.27
TIDLOR-R	1,471,300	32,785,750	22.28	22.30	(0.07)	22.79
TTB-R	80,477,700	144,582,683	1.80	1.80	(0.19)	22.65
BLA	292,200	5,095,340	17.44	17.40	0.22	20.89
BH-R	142,900	32,178,700	225.18	225.00	0.08	20.67
SCC-R	174,300	44,913,400	257.68	259.00	(0.51)	17.90
CPF-R	1,816,500	32,884,580	18.10	18.10	0.02	17.73
FORTH	156,900	2,589,210	16.50	16.40	0.62	17.68
EA	724,200	24,679,175	34.08	34.25	(0.50)	17.06
GUNKUL-R	1,829,100	5,084,840	2.78	2.76	0.72	16.80
GUNKUL	1,822,100	5,056,284	2.77	2.76	0.54	16.73
KBANK	2,436,600	298,537,600	122.52	122.50	0.02	16.61
HUMAN	86,800	1,016,290	11.71	11.70	0.07	16.36
GPSC-R	622,200	32,542,000	52.30	52.25	0.10	16.32
BCH-R	1,095,600	22,545,640	20.58	20.60	(0.11)	15.69
MINT	3,157,700	103,386,975	32.74	32.75	(0.03)	15.13
BH	103,700	23,389,200	225.55	225.00	0.24	15.00
M-CHAI	4,300	271,100	63.05	63.00	0.07	14.98
SABINA	102,500	2,572,350	25.10	25.00	0.38	14.89
SCB	1,269,200	144,556,950	113.90	114.00	(0.09)	14.87
SPCG-R	39,200	440,990	11.25	11.20	0.44	14.72
BBL	996,600	138,014,450	138.49	138.50	(0.01)	14.56
EGCO	48,600	5,549,100	114.18	114.50	(0.28)	14.25
ADVANC	452,600	92,505,400	204.39	203.00	0.68	14.23
BCPG	234,100	1,609,020	6.87	6.85	0.34	14.18
TU	2,780,100	41,189,150	14.82	14.70	0.79	13.79
SGP-R	27,500	213,100	7.75	7.90	(1.91)	13.67
KSL-R	240,500	566,782	2.36	2.34	0.71	13.61
TIDLOR	853,400	18,977,600	22.24	22.30	(0.28)	13.22
LANNA	181,000	2,533,820	14.00	14.00	(0.01)	13.10
CPALL	3,851,700	207,837,975	53.96	54.00	(0.07)	12.82
PTTGC-R	2,025,800	81,218,250	40.09	40.25	(0.39)	12.78
AOT	797,900	52,283,100	65.53	65.50	0.04	12.74
MTC	987,000	45,980,950	46.59	46.75	(0.35)	12.69
GULF	1,618,700	70,578,750	43.60	43.25	0.81	12.54
SCGP-R	1,391,900	41,276,375	29.65	30.00	(1.15)	12.54
GULF-R	1,613,300	70,402,800	43.64	43.25	0.90	12.50
OR	1,609,400	29,207,530	18.15	18.20	(0.29)	12.42
CRC	4,291,100	148,889,775	34.70	34.75	(0.15)	12.33
KEX	66,100	337,115	5.10	5.10	0.00	12.26
BTS	6,092,700	34,326,480	5.63	5.60	0.61	11.88
PTT	4,202,500	141,094,100	33.57	34.00	(1.25)	11.79
INTUCH	438,600	30,052,825	68.52	68.50	0.03	11.29
SAT	91,500	1,518,900	16.60	16.70	(0.60)	11.24
DCC-R	280,600	540,739	1.93	1.92	0.37	11.11
KKP	179,400	9,323,000	51.97	52.25	(0.54)	11.11
RS	154,500	2,000,230	12.95	13.10	(1.17)	11.04
SAWAD-R	494,800	20,983,375	42.41	42.75	(0.80)	10.91
SIRI	8,399,300	14,356,513	1.71	1.71	(0.04)	10.91
MINT-R	2,246,000	73,222,050	32.60	32.75	(0.45)	10.76
DELTA-R	995,100	74,565,875	74.93	75.00	(0.09)	10.58
STEC	491,600	5,129,480	10.43	10.40	0.33	10.50
CKP	396,100	1,666,284	4.21	4.14	1.61	10.38
KCE	371,300	14,905,525	40.14	40.25	(0.26)	10.28
TTB	36,468,600	65,708,954	1.80	1.80	0.10	10.26
DOHOME	625,000	6,992,430	11.19	11.20	(0.11)	10.24
CHG	253,200	743,162	2.94	2.92	0.52	10.19
TRUE-R	5,254,200	41,011,695	7.81	7.80	0.07	10.18
TISCO	482,200	47,894,200	99.32	99.25	0.07	10.17
CBG-R	184,800	11,639,775	62.99	63.25	(0.42)	10.14
GLOBAL-R	259,200	4,326,580	16.69	16.70	(0.05)	10.03

	Volume (Shares)	Turnover (Bt)	Average price (Bt)	Last price 2-Apr-24	Gap between last close and short	Short sale volume comparing with main board
RCL-R	146,100	2,645,450	18.11	18.20	(0.51)	9.94
TCAP	124,000	6,298,975	50.80	50.50	0.59	9.88
TTA	175,100	1,157,275	6.61	6.60	0.14	9.82
SCC	94,700	24,384,400	257.49	259.00	(0.58)	9.73
TTW	113,400	1,020,600	9.00	9.00	0.00	9.55
OSP	659,500	13,710,470	20.79	20.60	0.92	9.54
BYD	294,200	1,053,650	3.58	3.58	0.04	9.44
PTT-R	3,297,100	110,835,600	33.62	34.00	(1.13)	9.25
CPAXT	684,000	20,883,575	30.53	30.50	0.10	9.23
CPAXT-R	683,100	20,844,925	30.52	30.50	0.05	9.22
SC	913,900	3,448,970	3.77	3.84	(1.72)	9.21
EGCO-R	31,300	3,571,850	114.12	114.50	(0.33)	9.18
ERW	1,633,600	7,870,504	4.82	4.84	(0.46)	9.07
IRPC	2,951,000	5,666,476	1.92	1.93	(0.51)	9.05
SGP	18,100	140,740	7.78	7.90	(1.57)	9.00
MTC-R	697,800	32,458,900	46.52	46.75	(0.50)	8.97
BTS-R	4,575,400	25,693,125	5.62	5.60	0.28	8.92
TLI	755,900	6,816,140	9.02	9.05	(0.36)	8.86
TOA	93,700	1,931,340	20.61	20.90	(1.38)	8.74
KKP-R	140,200	7,292,425	52.01	52.25	(0.45)	8.68
MEGA	143,300	6,204,600	43.30	43.25	0.11	8.53
HMPRO	720,600	7,638,360	10.60	10.70	(0.93)	8.43
SAT-R	67,200	1,115,520	16.60	16.70	(0.60)	8.26
EA-R	350,100	11,986,775	34.24	34.25	(0.03)	8.25
SKY	54,000	1,404,000	26.00	26.00	0.00	8.16
BEM-R	7,463,300	60,651,670	8.13	8.20	(0.89)	8.14
ACE	174,700	252,319	1.44	1.45	(0.39)	8.14
BAM	490,600	4,955,060	10.10	10.00	1.00	8.10
KTC-R	73,900	3,360,300	45.47	45.50	(0.06)	8.05
JMART	516,100	7,555,030	14.64	14.70	(0.42)	8.05
BGRIM	386,500	10,606,600	27.44	27.25	0.71	8.00
RBF-R	101,000	1,170,800	11.59	11.50	0.80	7.79
JMT	1,093,900	24,148,710	22.08	22.40	(1.45)	7.75
STA-R	274,600	5,379,640	19.59	19.50	0.47	7.72
BCH	535,100	11,032,050	20.62	20.60	0.08	7.66
THG	13,300	550,675	41.40	41.25	0.37	7.64
AP	1,975,400	21,334,320	10.80	10.80	0.00	7.57
LH	5,006,000	37,291,195	7.45	7.50	(0.68)	7.42
KCE-R	263,700	10,603,050	40.21	40.25	(0.10)	7.30
PSL	356,400	2,774,135	7.78	7.90	(1.47)	7.23
AWC-R	6,440,100	26,927,546	4.18	4.22	(0.92)	7.14
TASCO	185,700	2,973,280	16.01	16.10	(0.55)	7.14
KGI	41,800	201,476	4.82	4.82	0.00	7.11
COM7	559,700	10,846,790	19.38	19.20	0.94	6.99
TOP	659,200	39,010,200	59.18	59.00	0.30	6.93
GPSC	263,000	13,780,750	52.40	52.25	0.28	6.90
SSP	69,300	557,865	8.05	8.00	0.63	6.89
TPIPL	174,500	238,810	1.37	1.35	1.37	6.89
AGE	54,800	106,860	1.95	1.95	0.00	6.85
CBG	124,400	7,827,450	62.92	63.25	(0.52)	6.83
TRUE	3,482,000	27,078,810	7.78	7.80	(0.30)	6.74
SKY-R	44,300	1,150,325	25.97	26.00	(0.13)	6.70
OSP-R	461,900	9,589,880	20.76	20.60	0.79	6.68
BJC	315,900	7,817,370	24.75	24.80	(0.22)	6.65
MAJOR	125,800	1,829,990	14.55	14.50	0.32	6.55
SHR	417,400	1,109,490	2.66	2.66	(0.07)	6.55
PTTEP-R	867,700	131,745,400	151.83	155.00	(2.04)	6.54
PTG	158,500	1,392,545	8.79	8.80	(0.16)	6.49
KTB	7,020,800	117,279,340	16.70	16.60	0.63	6.44
TCAP-R	79,600	4,038,825	50.74	50.50	0.47	6.34
ITC	271,400	5,520,600	20.34	20.60	(1.26)	6.33
WORK	5,600	50,680	9.05	9.10	(0.55)	6.27
AOT-R	388,900	25,464,225	65.48	65.50	(0.03)	6.21
SC-R	607,700	2,314,814	3.81	3.84	(0.80)	6.13
CPN	185,900	11,791,800	63.43	63.25	0.29	5.97
ASP	48,600	130,248	2.68	2.66	0.75	5.97
PSL-R	294,000	2,288,700	7.78	7.90	(1.46)	5.96
NER	228,900	1,373,400	6.00	6.00	0.00	5.93
KTC	54,400	2,475,200	45.50	45.50	0.00	5.93
SCB-R	503,300	57,149,650	113.55	114.00	(0.39)	5.90
MC	91,000	1,178,420	12.95	13.00	(0.39)	5.87
CHAYO	229,300	1,115,170	4.86	4.88	(0.34)	5.87
CV	3,077,100	1,843,756	0.60	0.59	1.56	5.86

Source: SET, InnovestX Research

Director trade

1. Director trade as reported on Apr 2, 2024

Company	Name of Director	Product	Transaction date	Amount (Shares)	Average Price (Bt)	Amount (Bt)	Buy/Sell
COLOR	Mr. RACH THONGVANIT	Common Share	01-04-24	5,600	1.35	7,560	Purchase
EKH	Mr. KAWEECHAI LERTASSAVARAT	Warrant	29-03-24	30,000	1.44	43,200	Purchase
EKH	Mr. KAWEECHAI LERTASSAVARAT	Warrant	01-04-24	15,000	1.44	21,600	Purchase
EP	Mr. YUTH CHINSUPAKUL	Common Share	01-04-24	1,800	2.68	4,824	Purchase
EP	Mr. YUTH CHINSUPAKUL	Common Share	01-04-24	3,600	2.68	9,648	Purchase
FTE	Mr. TAKSIN TANTIPIJIT	Common Share	28-03-24	100,000	1.72	172,000	Purchase
HPT	Mrs. WANNEE CHOURKITTISOPON	Common Share	01-04-24	2,000,000	0.72	1,440,000	Sale
JR	Mr. JARUN WIWATJESADAWUT	Common Share	01-04-24	10,200	4.40	44,880	Purchase
JR	Mr. TEERANONT WIWATJESADAWUT	Common Share	01-04-24	14,000	4.39	61,460	Purchase
K	Mr. CHAYAWAT PISESSITH	Warrant	01-04-24	5,000,000	0.25	1,250,000	Sale
MBAX	Mr. PISUTH LERTVILAI	Warrant	27-03-24	60,000	0.27	16,200	Sale
MBAX	Mr. PISUTH LERTVILAI	Warrant	28-03-24	440,000	0.29	127,600	Sale
MBAX	Mr. PISUTH LERTVILAI	Warrant	28-03-24	100,000	0.32	32,000	Sale
MBAX	Mr. PISUTH LERTVILAI	Warrant	29-03-24	400,000	0.38	152,000	Sale
MBAX	Mr. PISUTH LERTVILAI	Warrant	29-03-24	100,000	0.40	40,000	Sale
MGC	Mr. SUNHAVUT THAMCHUANVIRIYA	Common Share	29-03-24	101,900	5.12	521,728	Purchase
SKN	Mrs. KITIYA NIEBLER	Common Share	01-04-24	100	4.44	444	Purchase
STC	Mr. SURASIT CHAITRAKULTHONG	Common Share	01-04-24	31,000	0.65	20,150	Purchase
STC	Mr. SURASIT CHAITRAKULTHONG	Common Share	01-04-24	54,500	0.64	34,880	Sale
TPL	Mrs. VASSA CHINAVICHARANA	Common Share	29-03-24	13,000,000	1.53	19,890,000	Sale
TRITN	Miss LOUISE TAECHAUBOL	Common Share	01-04-24	1,500,000	0.13	195,000	Purchase
					Total	Purchase	1,102,494
						Sale	22,982,680
						Net	<u>(21,880,186)</u>

Corporate calendar

Mon	Tue	April Wed	Thu	Fri
1 XD DCC Bt0.012 SCGD Bt0.15 UPF Bt0.86 Share listing PEER 261,666,667 Shares	2 XD SCGP Bt0.3 SUG Bt1.5 UP Bt1.18 Last trading day KUN-W1 Decreased capital HYDROGEN New securities APO (mai Index) Share listing SENA 539 Shares	3 XD JAPAN13 Bt- NDX01 Bt- XR CPNREIT 1 : 0,3855 @Bt- XE KUN-W1 1 : 1 @Bt2.8 Symbol change KCC to "KCCAMC" Decreased capital POPF AIMCG New securities BPS (mai Index) Delisted ITD from sSET	4 XD LHSC Bt0.166 QHFF Bt0.11 SCC Bt3.5 SMPG Bt0.21 TCOAT Bt0.5 Name change NET LEASEHOLD REAL ESTATE INVESTMENT TRUST to "NET FRESHOLD AND	5 XD BANPU Bt0.2 BPP Bt0.4 CPAXT Bt0.39 GPI Bt0.055 Decreased capital SUPEREIF
8 Substitution for Chakri Memorial Day (Saturday 6th April 2024)	9 XD MAJOR Bt0.15 TMT Bt0.15 XE NDR-W2 1 : 1 @Bt3.5 NEWS-W7 1 : 1 @Bt0.05	10 XD BLC Bt0.07 KCCAMC Bt0.0543 KLINIQ Bt0.75	11 XD ATP30 Bt0.02 AUCT Bt0.37 COCOCO Bt0.25 GC Bt0.16 QTC Bt0.2 SUTHA Bt0.08 TIPCO Bt0.63 TOG Bt0.45 TPLAS Bt0.04 PD MSFT80X Bt0.00997 MSFT80X Bt0.00997 SCCC Bt7	12 Additional special holiday (added)
15 Songkran Festival	16 Substitution for Songkran Festival (Saturday 13th April 2024 and Sunday 14th April 2024)	17 XD JMT Bt0.49 KTB Bt0.868 KTB-P Bt1.0225 KTC Bt1.27 SCB Bt7.84 TTB Bt0.055 XE SABUY-W1 1 : 1.34719 @Bt2.41236 PD ADVANC Bt4.61 LPN Bt0.05 POLY Bt0.29	18 XD IT Bt0.1 PHG Bt0.52 STA Bt1 STGT Bt0.5 STP Bt0.25 TCAP Bt2 TCAP-P Bt2 UKEM Bt0.01 YUASA Bt0.412 XE TFG-W3 1 : 1 @Bt5.5 PD BOL Bt0.175	19 XD JPARK Bt0.0375 KWC Bt10.5 PSL Bt0.05 XE K-W2 1 : 1 @Bt0.8 PD INTUCH Bt1.7 Q-CON Bt1
22 XD AIT Bt0.17 HMPRO Bt0.22 KBANK Bt6 KGI Bt0.31 NER Bt0.29 PACO Bt0.04 SMART Bt0.0912 SVI Bt0.135 THANA Bt0.028 TTCL Bt0.1 WINDOW Bt0.023 XR MITSIB 1 : 1 @Bt0.70 XW MTW 2 : 1 NER 6 : 1 XE MBK-W2 1 : 1.1091 @Bt2.7047 PD BCPG Bt0.15 BDMS Bt0.35 MEGA Bt0.8 PTTEP Bt5.25 SCGD Bt0.15 SCGP Bt0.3	23 XD BBL Bt5 XE RWI-W3 1 : 1 @Bt1.5 PD BA Bt0.5 BKD Bt0.05 GPSC Bt0.44 NETEASE80 Bt0.07127 SCC Bt3.5 TFM Bt0.13	24 XD DTCI Bt0.25 SAPPE Bt2.18 TIDLOR Bt0.2698 TIDLOR 27 : 1 XD(ST) TISCO Bt5.75 TISCO-P Bt5.75 XE SAMART-W3 1 : 1 @Bt10 SAMTEL-W1 1 : 1.005 @Bt11.936 PD BCP Bt1.5 ITC Bt0.35 LHSC Bt0.166 METABOX Bt0.00145 MSC Bt0.5 PTTGC Bt0.75 QHFF Bt0.11	25 XD BUI Bt0.3 BUI 4 : 1 XD(ST) QH Bt0.1 TM Bt0.033 WHAUP Bt0.1925 PD BIZ Bt0.3 DCC Bt0.012 DELTA Bt0.45 EGGO Bt3.25 GFPT Bt0.15 GULF Bt0.88 SPV Bt0.145 SVOA Bt0.0425 TTW Bt0.3	26 XD AMARC Bt0.039 ANI Bt0.05 BGC Bt0.08 KKP Bt1.75 MFC Bt1.3 NSL Bt0.35 NYT Bt0.36 SPA Bt0.01389 SPA 2 : 1 XD(ST) TKC Bt0.15 TPS Bt0.18 PD BPP Bt0.4 CEYE Bt0.15 GPI Bt0.055 IRPC Bt0.03 KIAT Bt0.01 MST Bt0.11 SMPG Bt0.21 TASCO Bt1 THCOM Bt0.13 TU Bt0.24
29 XD APCO Bt0.18 BAM Bt0.38 LHFG Bt0.03 MTC Bt0.21 NAT Bt0.025 PJW Bt0.06 RPH Bt0.19 RSP Bt0.13 SAK Bt0.15 SKR Bt0.09 SORKON Bt0.2 SUN Bt0.25 SUN 5 : 1 XD(ST) XE MILL-W6 1 : 1.195 @Bt1.256 RS-W4 1 : 1.215 @Bt23.86 PD CPAXT Bt0.39 KDH Bt2 NVDABOX Bt0.00052 OR Bt0.27 THANI Bt0.02 THANI 10 : 1 XD(ST) UAC Bt0.1	30 XD APP Bt0.15 ASW Bt0.25 BBIK 1 : 0,837 XD(ST) BBIK Bt0.3815 BJC Bt0.65 BRI Bt0.603 CM Bt0.09 GYT Bt7 III Bt0.18 KISS Bt0.09 MEB Bt0.65 MENA Bt0.03 MFEC Bt0.4 PDJ Bt0.1 PREB Bt0.4 RPC Bt0.04 SAMCO Bt0.03 SCG Bt0.05 STEG19 Bt- TFG Bt0.01 TPCH Bt0.4 TPCS Bt0.65 WACOAL Bt0.7 XW BC 10 : 1 TFG 10 : 1 PD ARIP Bt0.0215 ASK Bt1.16 ATP30 Bt0.02 BANPU Bt0.2 BKNGBOX Bt- BLC Bt0.07 GC Bt0.16 JR Bt0.04 KCCAMC Bt0.0543 MAJOR Bt0.15 PTT Bt1.2 QTC Bt0.2 TMT Bt0.15 TOP Bt2.75			

XD - Cash Dividend
XD(ST) - Stock Dividend

PD - Payment Date
XR - Rights for Common

XW - Rights for Warrant
XT - Rights for Transferable Subscription Right

XE - Warrant Exercise
CW - Capital write-down

SP - Suspension

Disclaimer

The information in this report has been obtained from sources believed to be reliable. However, its accuracy or completeness is not guaranteed. Any opinions expressed herein reflect our judgment at this date and are subject to change without notice. This report is for information only. It is not to be construed as an offer, or solicitation of an offer to sell or buy any securities. We accept no liability for any loss arising from the use of this document. We or our associates may have an interest in the companies mentioned therein.

InnovestX Securities Company Limited (“INVX”) is wholly owned by SCB X Public Company Limited (“SCBX”) and The Siam Commercial Bank Public Company Limited (“SCB”) is majority-owned by SCBX. Any information related to SCB is for sector comparison purpose.

This document is prepared by InnovestX Securities Company Limited (“INVX”) which is wholly owned by SCB X Public Company Limited (“SCBX”). The Siam Commercial Bank Public Company Limited, which is majority-owned by SCBX, acts as financial advisor of the LH Hotel Leasehold Real Estate Investment Trust. Any opinions, news, research, analyses, prices, statements, forecasts, projections and/or other information contained in this document (the “Information”) is provided as general information purposes only and shall not be construed as individualized recommendation of an offer to buy or sell or the solicitation of an offer to buy or sell any securities. INVX and/or its directors, officers and employees shall not be liable for any direct, indirect, incidental, special or consequential loss or damage, resulting from the use of or reliance on the Information, including without limitation to, damages for loss of profits. The investors shall use the Information in association with other information and opinion, including their own judgment in making investment decision. The Information is obtained from sources believed to be reliable, and INVX cannot guarantee the accuracy, completeness and/or correctness of the Information.

INVX reserves the right to modify the Information from time to time without notice and in its sole discretion. This document is delivered to intended recipient(s) only and is not permitted to reproduce, retransmit, disseminate, sell, distribute, republish, circulate or commercially exploit the Information in any manner without the prior written consent of INVX.

Futures and Options trading carry a high level of risk with the potential for substantial losses, and are not suitable for all persons. Before deciding to trade Futures and Options, you should carefully consider your financial position, investment objectives, level of experience, and risk appetite if Futures and Options trading are appropriate. The possibility exists that you could sustain a loss of some or all of your initial investment. You should be aware of all the risks associated with Futures and Options trading, and you are advised to rely on your own judgment while making investment decision and/or should seek advice from professional investment advisor if you have any doubts.

This document is delivered to intended recipient(s) only and is not permitted to reproduce, retransmit, disseminate, sell, distribute, republish, circulate or commercially exploit the Information in any manner without the prior written consent of INVX.

© Copyright 2022 InnovestX Securities Co., Ltd. All right reserved.

CG Rating 2023 Companies with CG Rating

Companies with Excellent CG Scoring

7UP, AAV, ABM, ACE, ACG, ADB, ADD, ADVANC, AEONTS, AF, AGE, AH, AHC, AIRA, AIT, AJ, AKP, AKR, ALL, ALT, AMA, AMARIN, AMATA, AMATAV, ANAN, AOT, AP, APCO, APCS, ARIP, ARROW, ASEFA, ASK, ASP, ASW, ATP30, AUCTION, AWC, AYUD, B, BA, BAFS, BAM, BANPU, BAY, BBGI, BBIK, BBL, BC, BCH, BCP, BCPG, BDMS, BEC, BEM, BEYOND, BGC, BGRIM, BH, BIZ, BJC, BJCHI, BKI, BLA, BOL, BPP, BRI, BROOK, BRR, BTS, BTW, BWG, BYD, CBG, CENTEL, CFRESH, CHASE, CHEWA, CHG, CHOW, CIMBT, CIVIL, CK, CKP, CM, CNT, COLOR, COM7, COTTO, CPALL, CPAXT, CPF, CPI, CPL, CPN, CPW, CRC, CRD, CSC, CSS, CV, DCC, DDD, DELTA, DEMCO, DMT, DOHOME, DRT, DUSIT, EA, EASTW, ECF, ECL, EE, EGCO, EPG, ERW, ETC, ETE, FE, FLOYD, FN, FPI, FPT, FSX, FVC, GBX, GC, GCAP, GENCO, GFPT, GGC, GLAND, GLOBAL, GPSC, GRAMMY, GULF, GUNKUL, HANA, HARN, HENG, HMPRO, HPT, HTC, ICC, ICHI, ICN, IILINK, ILM, IMH, IND, INET, INTUCH, IP, IRC, IRPC, ITC, ITEL, IVL, JAS, JKS, KBANK, KCC, KCE, KEX, KKP, KSL, KTB, KTC, KTMS, KUMWEL, KUN, LALIN, LANNA, LH, LHFG, LIT, LOXLEY, LPN, LRH, LST, M, MAJOR, MALEE, MATCH, MBK, MC, M-CHAI, MCOT, MEGA, MFC, MFEC, MILL, MINT, MONO, MOONG, MSC, MST, MTC, MTI, NC, NCH, NCL, NDR, NER, NKI, NOBLE, NRF, NTV, NVD, NWR, NYT, OCC, OISHI¹, ONEE, OR, ORI, OSP, OTO, PAP, PATO, PB, PCSGH, PDG, PDJ, PG, PHOL, PIMO, PJW, PLANB, PLAT, PLUS, PM, POLY, PORT, PPP, PPS, PR9, PRG, PRINC, PRM, PRTR, PSH, PSL, PT, PTC, PTT, PTTEP, PTTGC, Q-CON, QH, QTC, RATCH, RBF, RPH, RS, RT, S, S&J, SA, SABINA, SAK, SAMART, SAMTEL, SAPPE, SAT, SBNEXT, SC, SCB, SCC, SCCC, SCG, SCGP, SCM, SDC, SEAFCO, SEAOL, SECURE, SELIC, SENA, SENX, SFP², SFT, SGC, SGF, SGP, SHR, SICT, SIRI, SIS, SITHAI, SJWD, SKR, SM, SMPC, SMT, SNC, SNNP, SNP, SO, SPALI, SPC, SPCG, SPI, SPRC, SR, SSC, SSF, SSSC, STA, STC, STEC, STGT, STI, SUC, SUN, SUSCO, SUTHA, SVI, SVT, SYMC, SYNEX, SYNTAC, TACC, TAE, TCAP, TCMC, TEAMG, TEGH, TFG, TFMAMA, TGE, TGH, THANA, THANI, THCOM, THIP, THRE, THREL, TIDOR, TIPH, TISCO, TK, TKN, TKS, TKT, TLI, TM, TMC, TMD, TMT, TNDT, TNITY, TNL, TNR, TOA, TOG, TOP, TPBI, TPCS, TPIPL, TPIPP, TPS, TQM, TQR, TRT, TRUE, TRV, TSC, TSTE, TSTH, TTA, TTB, TTCL, TTW, TURTLE, TVDH, TVH, TVO, TVT, TWPC, UAC, UBE, UBIS, UKEM, UP, UPF, UPOIC, UV, VCOM, VGI, VIBHA, VIH, VL, WACOAL, WGE, WHA, WHAUP, WICE, WINMED, WINNER, XPG, YUASA, ZEN

Companies with Very Good CG Scoring

2S, A5, AAI, AIE, ALUCON, AMR, APURE, ARIN, AS, ASIA, ASIAN, ASIMAR, ASN, AURA, BR, BSBM, BTG, CEN, CGH, CH, CHIC, CI, CIG, CMC, COMAN, CSP, DOD, DPAINT, DV8, EFORL, EKH, ESSO, ESTAR, EVER, FORTH, FSMART, FTI, GEL, GPI, HEALTH, HUMAN, IFS, INSET, IT, J, JCKH, JDF, JKN, JMART, JUBILE, K, KCAR, KGI, KIAT, KISS, KK, KTIS, KWC, KWM, LDC, LEO, LHK, MACO, METCO, MICRO, MK, MVP, NCAP, NOVA, NTSC, PACO, PIN, PQS, PREB, PRI, PRIME, PROEN, PROS, PROUD, PSTC, PTECH, PYLON, RCL, SALEE, SANKO, SCI, SCN, SE, SE-ED, SFLEX, SINGER, SKN, SONIC, SORKON, SPVI, SSP, SST, STANLY, STP, SUPER, SVOA, SWC, TCC, TEKA, TFM, TMILL, TNP, TPLAS, TPOLY, TRC, TRU, TRUBB, TSE, VRANDA, WAVE, WFX, WIJK, WIN, WP, XO

Companies with Good CG Scoring

24CS, AMANAH, AMARC, AMC, APP, ASAP, BCT, BE8, BIG, BIOTEC, BLESS, BSM, BVG, CAZ, CCET, CHARAN, CHAYO, CHOTI, CITY, CMAN, CMR, CRANE, CWT, DHOUSE, DTCENT, EASON, FNS, FTE, GIFT, GJS, GTB, GTV, GYT, HL, HTECH, HYDRO, IIG, INGRS, INSURE, IRCP, ITD, ITNS, JCK, JMT, JR, JSP, KBS, KGEN, KJL, L&E, LEE, MASTER, MBAX, MEB, MENA, META, MGT, MITSIB, MJD, MOSHI, MUD, NATION, NNCL, NPK, NSL, NV, OGC, PAF, PCC, PEACE, PICO, PK, PL, PLANET, PLE, PMTA, PPM, PRAKIT, PRAPAT, PRECHA, PRIN, PSG, RABBIT, READY, RJH, RSP, RWI, S11, SAAM, SAF, SAMCO, SAWAD, SCAP, SCP, SIAM, SKE, SKY, SMART, SMD, SMIT, SOLAR, SPA, STECH, STPI, SVR, TC, TCCC³, TEAM, TFI, TIGER, TITLE, TKC, TMI, TNH, TPA, TPAC, TRITN, UBA, UMI, UMS, UTP, VARO, VPO, W, WARRIX, WORK, WPH, YONG, ZIGA

Corporate Governance Report

The material contained in this publication is for general information only and is not intended as advice on any of the matters discussed herein. Readers and others should perform their own independent analysis as to the accuracy or completeness or legality of such information. The Thai Institute of Directors, its officers, the authors and editor make no representation or warranty as to the accuracy, completeness or legality of any of the information contained herein. By accepting this document, each recipient agrees that the Thai Institute of Directors Association, its officers, the authors and editor shall not have any liability for any information contained in, or for any omission from, this publication.

The survey result is as of the date appearing in the Corporate Governance Report of Thai Listed Companies. As a result, the survey result may be changed after that date. InnovestX Securities Company Limited does not conform nor certify the accuracy of such survey result.

To recognize well performers, the list of companies attaining "Good", "Very Good" and "Excellent" levels of recognition (Not including listed companies qualified in the "no announcement of the results" clause from 1 January 2022 to 31 October 2023) is publicized.

¹OISHI was voluntarily delisted from the Stock Exchange of Thailand, effectively on September 6, 2023

²SFP was voluntarily delisted from the Stock Exchange of Thailand, effectively on July 19, 2023

³TCCC was voluntarily delisted from the Stock Exchange of Thailand effectively on August 25, 2023

Anti-corruption Progress Indicator

Certified (ได้คุ้มครอง)

2S, 7UP, AAI, ADVANC, AF, AH, AI, AIE, AIRA, AJ, AKP, AMA, AMANAH, AMATA, AMATAV, AP, APCS, AS, ASIAN, ASK, ASP, AWC, AYUD, B, BAFS, BAM, BANPU, BAY, BBGI, BBL, BCH, BCP, BCPG, BE8, BEC, BEYOND, BGC, BGRIM, BKI, BLA, BPP, BROOK, BRR, BSBM, BTS, BWG, CEN, CENTEL, CFRESH, CGH, CHEWA, CHOTI, CHOW, CIG, CIMBT, CM, CMC, COM7, CPALL, CPAXT, CPF, CPI, CPL, CPN, CPW, CRC, CSC, DCC, DELTA, DEMCO, DIMET, DOHOME, DRT, DUSIT, EA, EASTW, ECF, EGCO, EP, EPG, ERW, ESTAR, ETC, ETE, FNS, FPI, FPT, FSMART, FTE, GBX, GC, GCAP, GEL, GFPT, GGC, GJS, GPI, GPSC, GSTEEL, GULF, GUNKUL, HANA, HARN, HENG, HMPRO, HTC, ICC, ICHI, IFS, IILINK, ILM, INET, INOX, INSURE, INTUCH, IRPC, ITEL, IVL, JAS, JKN, JR, JTS, KASET, KBANK, KBS, KCAR, KCCAMC, KCE, KGEN, KGI, KKP, KSL, KTB, KTC, L&E, LANNA, LHFG, LHK, LPN, LRH, M, MAJOR, MALEE, MATCH, MBAX, MBK, MC, MCOT, META, MFC, MFEC, MILL, MINT, MONO, MOONG, MSC, MST, MTC, MTI, NATION, NCAP, NEP, NKI, NOBLE, NRF, NWR, OCC, OGC, OR, ORI, PAP, PATO, PB, PCSGH, PDG, PDJ, PG, PHOL, PIMO, PK, PL, PLANB, PLANET, PLAT, PM, PPP, PPM, PPS, PR9, PREB, PRG, PRINC, PRM, PROS, PSH, PSL, PSTC, PT, PTECH, PTG, PTT, PTTEP, PTTGC, PYLON, Q-CON, QH, QLT, QTC, RABBIT, RATCH, RML, RS, RWI, S&J, SAAM, SABINA, SAK, SAPPE, SAT, SC, SCC, SCCC, SCG, SCGP, SCM, SCN, SEAOL, SE-ED, SELIC, SENA, SGC, SGP, SIRI, SITHAI, SKR, SMIT, SMK, SMPC, SNC, SNP, SORKON, SPACK, SPALI, SPC, SPI, SPRC, SRICHA, SSF, SSP, SSSC, SST, STA, STGT, STOWER, SUSCO, SVI, SYMC, SYNTAC, TAE, TAKUNI, TASCO, TCAP, TCMC, TFG, TFI, TFMAMA, TGE, TGH, THANI, THCOM, THIP, THRE, THREL, TIDOR, TIPCO, TISCO, TKS, TKT, TMD, TMILL, TMT, TNITY, TNL, TNP, TNR, TOG, TOP, TOPP, TPA, TPCS, TRT, TRU, TSC, TSI, TSTE, TSTH, TTA, TTB, TTCL, TU, TVDH, TVO, TWPC, UBE, UBIS, UEC, UKEM, UOBKH, UV, VCOM, VGI, VIH, WACOAL, WHA, WHAUP, WICE, WIJK, XO, YUASA, ZEN, ZIGA

Declared (ได้ประกาศ)

ACE, ADB, ALT, AMC, ASW, BLAND, BTG, BYD, CAZ, CBG, CV, DEXON, DMT, EKH, FSX, GLOBAL, GREEN, ICN, IHL, ITC, J, JMART, JMT, LEO, LH, MENA, MITSIB, MODERN, NER, NEX, OSP, PEER, PLUS, POLY, PQS, PRIME, PROEN, PRTR, RBF, RT, SA, SANKO, SCB, SENX, SFLEX, SIS, SKE, SM, SVOA, TBN, TEGH, TIPH, TKN, TPAC, TPLAS, TQM, TRUE, W, WPH, XPG

N/A

24CS, 3K-BAT, A, A5, AAV, ABM, ACAP, ACC, ACG, ADD, ADVICE, AEONTS, AFC, AGE, AHC, AIT, AJA, AKR, AKS, ALL, ALLA, ALPHAX, ALUCON, AMARC, AMARIN, AMR, ANAN, ANI, AOT, APCO, APEX, APO, APP, APURE, AQUA, ARIN, ARIP, ARROW, ASAP, ASEFA, ASIA, ASIMAR, ASN, ATP30, AU, AUCTION, AURA, B52, BA, BBIK, BC, BCT, BDMS, BEAUTY, BEM, BGT, BH, BIG, BIOTEC, BIS, BIZ, BJC, BJCHI, BKD, BKGI, BLC, BLESS, BLISS, BM, BOL, BPS, BR, BRI, BROCK, BSM, BSRC, BTNC, BTW, BUI, BVG, CCET, CCP, CEYE, CGD, CH, CHARAN, CHASE, CHAYO, CHG, CHIC, CHO, CI, CITY, CIVIL, CK, CKP, CMAN, CMO, CMR, CNT, COCOCO, COLOR, COMAN, CPANEL, CPH, CPR, CPT, CRANE, CRD, CREDIT, CSP, CSR, CSS, CTW, CWT, D, DCON, DDD, DHOUSE, DITTO, DOD, DPAINT, DTCENT, DTCL, DV8, EASON, ECL, EE, EFORL, EMC, ETL, EURO, EVER, F&D, FANCY, FE, FLOYD, FMT, FN, FORTH, FTI, FVC, GABLE, GENCO, GFC, GIFT, GL, GLAND, GLOCON, GLORY, GRAMMY, GRAND, GSC, GTB, GTV, GYT, HEALTH, HFT, HL, HPT, HTECH, HUMAN, HYDRO, I2, IFEC, IIG, IMH, IND, INGRS, INSET, IP, IRC, IRCP, IT, ITD, ITNS, ITTHI, JAK, JCK, JCKH, JCT, JDF, JPARK, JSP, JUBILE, K, KAMART, KC, KCG, KCM, KDH, KEX, KIAT, KISS, KJL, KK, KKC, KLINIQU, KOOL, KTIS, KTMS, KUMWEL, KUN, KWC, KWII, KWM, KYE, LALIN, LDC, LEE, LIT, LOXLEY, LPH, LST, MANNIN, MASTER, MATI, MCA, M-CHAI, MCS, MDX, MEB, MEGA, METCO, MGC, MGI, MGT, MICRO, MIDA, MJD, MK, ML, MORE, MOSHI, MTW, MUD, MVP, NAM, NAT, NC, NCH, NCL, NDR, NETBAY, NEW, NEWS, NFC, NL, NNCL, NOK, NOVA, NPK, NSL, NTSC, NTV, NUSA, NV, NVD, NYT, OHTL, ONEE, ORN, PACE, PACO, PAF, PANEL, PCC, PEACE, PERM, PF, PHG, PICO, PIN, PJW, PLE, PLT, PMTA, POLAR, PORT, POST, PPM, PRAKIT, PRAPAT, PRECHA, PRI, PRIN, PRO, PROUD, PSG, PSP, PTC, PTL, RAM, RCL, READY, RICHY, RJH, ROCK, ROCTEC, ROH, ROJINA, RP, RPC, RPH, RSP, S, S11, SABUY, SAF, SAFARI, SAFE, SALEE, SAM, SAMART, SAMCO, SAMTEL, SAUCE, SAV, SAWAD, SAWANG, SBNEXT, SCAP, SCGD, SCI, SCL, SCP, SDC, SE, SEAFCO, SECURE, SFT, SGF, SHANG, SHR, SIAM, SICT, SIMAT, SINGER, SINO, SISB, SJWD, SK, SKN, SKY, SLM, SLP, SMART, SMD, SMT, SNNP, SO, SOLAR, SONIC, SPA, SPCG, SPG, SPVI, SQ, SR, SRS, SSC, STANLY, STARK, STC, STEC, STECH, STHAI, STI, STP, STPI, SUC, SUN, SUPER, SUTHA, SVR, SVT, SWC, SYNEX, TACC, TAN, TPAC, TC, TCC, TCJ, TCOAT, TEAM, TEAMG, TEKA, TFM, TGPRO, TH, THAI, THANA, THE, THG, THMUJ, TIGER, TITLE, TK, TKN, TLI, TM, TMC, TMI, TMW, TNDT, TNH, TNPC, TOA, TPBI, TPCH, TPIPL, TPL, TPOLY, TPP, TMS, TQR, TR, TRC, TRITN, TRP, TRUBB, TRV, TSE, TTI, TTT, TTW, TURTLE, TVH, TVT, TWP, TWZ, TYCN, UAC, UBA, UMI, UMS, UNIQ, UP, UPF, UPOIC, UREKA, UTP, UVAN, VARO, VIBHA, VL, VNG, VPO, VRANDA, WARRIX, WAVE, WELL, WFX, WGE, WIN, WINDOW, WINMED, WINNER, WORK, WORLD, WP, YGG, YONG, ZAA

Explanations

Companies participating in Thailand's Private Sector Collective Action Coalition Against Corruption programme (Thai CAC) under Thai Institute of Directors (as of November 1, 2023) are categorised into: companies that have declared their intention to join CAC, and companies certified by CAC.