

สวัสดี ตอนเช้า

Market today

Pressured by geopolitics

The SET is expected to be pressured by tension in the Middle East, which is pushing up oil price and thus inflation, leading to greater uncertainty over the Fed's timeline for cutting interest rate. A support is at 1368. A fall below would open up downside with next support at 1360. The upper bound is limited at resistances of 1377 and 1385.

Today's highlights

- US initial jobless claims last week rose to 221,000, higher than expected and the highest in two months; the US trade deficit in Feb increased 1.9% to US\$69.8bn, higher than expected.
- Yesterday, several Fed officials signalled their opinion the Fed should not rush to cut interest rates if inflation remains high.
- Oil prices (WTI +1.36% to \$86.59/bbl, Brent +1.45% to \$90.65/bbl) reached their highest since Oct 20, 2023, on geopolitical tension and tight oil supply.
- The Thai Bond Market Association (ThaiBMA) said corporate bond issuance in 1Q24 was Bt270bn, down 24%YoY due to high interest rates. Large businesses tapped other funding channels and were concerned about bond defaults. They expect issuances in 2024 at ~Bt1tn, as rates may decline in 2H24.
- The Thai Auto Industry Association forecasts 2024 car production at 1.9mn units, up 3.17% YoY, 750k for domestic sales and 1.15mn for export, driven by strong export demand especially to the Middle East and Australia.
- Microsoft's CEO will visit Thailand on May 1 and hold discussions with the PM about investing over Bt100bn in data centers, cloud computing and AI, after announcing investment plans and signing an MOU with Thailand.

Strategy today

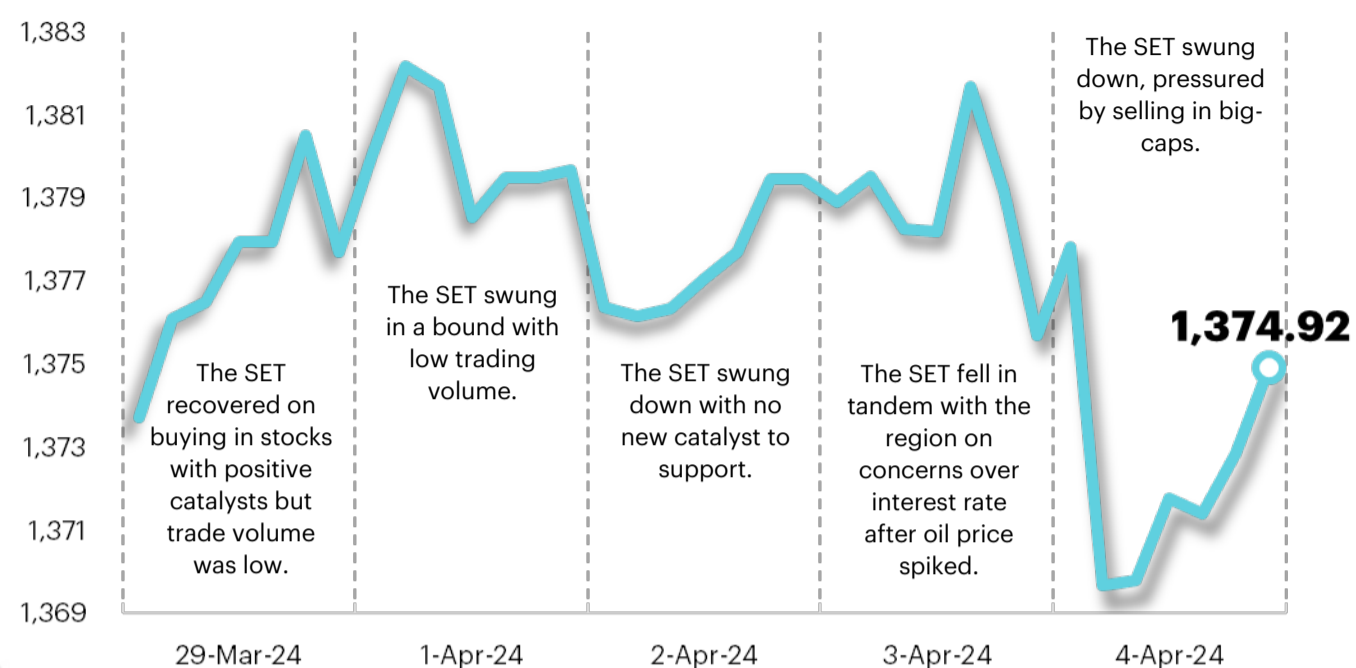
In the short term, the Thai capital market is likely to recover on hopes of recovery in China and US manufacturing PMI, while Thai inflation is expected to remain sufficiently low to allow the BoT to cut interest rate. The strategy is "Selective Buy".

Daily report

Friday, April 5, 2024

Support - Resistances

1368/1360 – 1377/1385



Trading today

In the short term the SET is likely to recover on expectation of recovery in China and US manufacturing PMI. We recommend "Selective Buy" in four main themes:

- 1) Speculative stocks after Brent exceeded US\$85/bbl, with lower recession concerns supporting demand, while supply is affected by tension between Russia and Ukraine. For high risk-takers, we recommend trading PTTEP (long-term oil price up by US\$1/bbl raises target price by Bt5/share) and TOP (refinery margin and inventory gain); the rise in price is negative to oil retailing (low marketing margin) and the aviation sector (higher cost).
- 2) Stocks that benefit from recovery in manufacturing (especially China) and whose profit has bottomed but this is not yet reflected in stock price – GFPT, KCE, SCGP, IVL and PTTGC.
- 3) Stocks that benefit from seasonally improving tourism as the country celebrates Songkran. This year the government is organizing a 21-day Songkran festival beginning April 1 and running through April 21 (13-year historical data shows tourism stocks provide good returns in April, at an average of 2.5%MoM) – AOT, ERW, MINT and CPALL.
- 4) Speculative stocks on the beginning of a downtrend in interest rate, especially if Thai inflation rate in March continues low – Finance (TIDLOR), Utilities (GULF) and Transportation (AOT).

Daily top picks

CPALL: The company benefits from hot weather and the Songkran festival, which will stimulate sales volume. 1Q24 profit is expected to grow strongly YoY off higher sales and margin in the CVS business and higher contribution from CPAXT after its interest expense was slashed by refinancing from end-January.

BEM: Profit will recover the strongest of land transport peers and it also has more price catalysts, including a raise in MRT fares, expected to be announced by the beginning of June, conclusion of the West Orange Line project and the double-deck expressway in 2H24.



Today's reports

Commerce – SSS revival starting in 1Q24

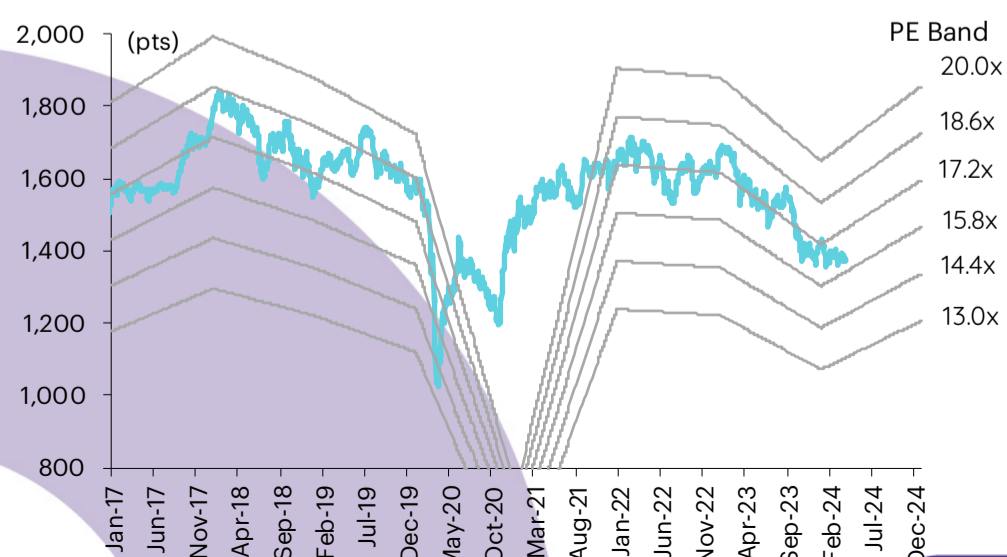
TRUE (High conviction) – Don't take 1Q24F results wrongly!

PTTEP – Preview 1Q24F: Stable profit QoQ expected

What to watch

Date	Event
1 Apr	Economic release: JP – Tankan manufacturing and non-manufacturing index for 1Q23; JP – Final manufacturing PMI for Mar; US – ISM manufacturing PMI for Mar
2 Apr	Economic release: US – JOLTS job openings for Feb; EU – Final manufacturing PMI for Mar
3 Apr	Economic release: US – ISM services PMI for Mar, ADP non-farm employment change for Mar, crude oil inventories; JP – Final services PMI for Mar; EU – CPI flash estimate for Mar, unemployment rate for Feb Event: OPEC+ ministerial meetings
4 Apr	Economic release: EU – PPI for Feb, final services PMI for Mar; US – Unemployment claims, trade balance for Feb
5 Apr	Economic release: JP – Household spending for Feb; EU – Retail sales for Feb; US – Average hourly earnings, non-farm employment change and unemployment rate for Mar

SET Index movement



Daily report Friday, April 5, 2024

SET Index series

Index	4 Apr (pts)	Chg (pts)	Chg (%)	Value (Btmn)
SET	1,373.89	(1.80)	(0.13)	30,647.15
SET50	844.16	(0.24)	(0.03)	21,096.90
SET100	1,868.10	(1.31)	(0.07)	24,986.46
sSET	876.10	(6.22)	(0.70)	2,021.59
SETCLMV	821.40	(2.41)	(0.29)	12,350.60
SETHD	1,081.53	(2.51)	(0.23)	7,661.93
SETESG	893.84	(0.43)	(0.05)	22,193.89
SETWB	813.33	1.20	0.15	6,863.55
mai	397.85	(2.68)	(0.67)	3,157.68

Trading summary by investor type

(Btmn)	4 Apr	WTD	MTD	YTD
Foreign				
Net	(333)	577	577	(68,750)
Breakdown (%)	50.66	50.86	50.86	53.92
Institution				
Net	(1,082)	(3,179)	(3,179)	(9,352)
Breakdown (%)	11.50	12.01	12.01	9.28
PropTrade				
Net	214	505	505	(2,388)
Breakdown (%)	5.58	5.85	5.85	6.93
Individual				
Net	1,201	2,098	2,098	80,490
Breakdown (%)	32.25	31.28	31.28	29.88

S50 futures trading by foreign investors















(Contract)	4-Apr	WTD	MTD	YTD
Foreign	(261)	21,493	21,493	27,420
Institution	(208)	(4,233)	(4,233)	(8,311)
Customer	469	(17,260)	(17,260)	(19,109)

Bond trading by foreign investors

(Btmn)	4-Apr	WTD	MTD	YTD
Buy	2,125	9,928	9,928	228,090
Sell	7,489	18,668	18,668	265,409
Net	(5,364)	(8,740)	(8,740)	(37,318)

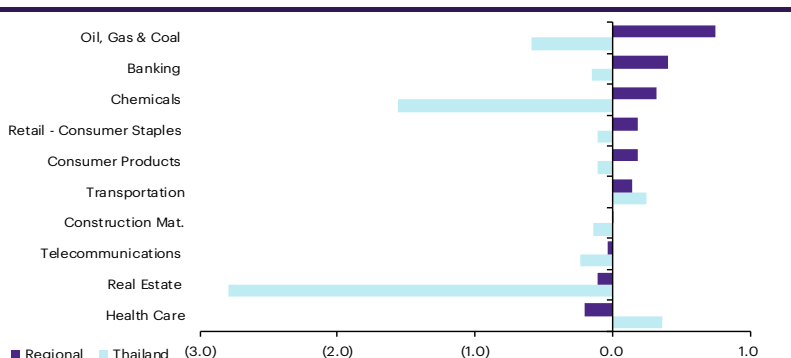
Market update

Global market movement

	4-Apr	Index	Chg (pts)	Performance (%)				PE (x)		EPS gth (%)		PBV (x)		ROE (%)	
				1D	WTD	MTD	YTD	24F	25F	24F	25F	24F	25F	24F	25F
S&P 500		5,147	(64.28)	(1.2)	(2.0)	(2.0)	7.9	21.4	18.8	8.4	14.0	4.2	3.8	18.5	18.9
Euro Stoxx 600		511	0.82	0.2	(0.4)	(0.4)	6.6	14.0	13.2	(2.6)	6.0	1.9	1.8	12.9	13.2
Japan		39,773	321.29	0.8	(1.5)	(1.5)	18.9	20.7	20.8	56.8	(0.4)	2.2	2.0	9.3	9.6
Hang Seng		16,725	0.00	0.0	1.1	1.1	(1.9)	8.4	7.7	8.7	9.1	0.9	0.8	10.4	10.2
MSCI Asia x J		655	0.00	0.0	0.1	0.1	2.1	13.4	11.5	20.7	17.1	1.5	1.3	10.8	11.5
Philippines		6,827	(36.76)	(0.5)	(1.1)	(1.1)	5.8	11.6	10.6	17.6	9.8	1.4	1.3	12.0	12.2
Indonesia		7,254	87.56	1.2	(0.5)	(0.5)	(0.3)	14.2	13.1	30.9	8.6	2.0	1.9	14.1	14.1
Malaysia		1,553	16.23	1.1	1.1	1.1	6.8	13.9	13.0	0.9	7.0	1.3	1.3	9.6	9.6
Thailand		1,374	(1.80)	(0.1)	(0.3)	(0.3)	(3.0)	14.6	13.2	14.1	11.1	1.3	1.3	9.1	9.6
Asean 4 - simple avg.				0.4	(0.2)	(0.2)	2.4	13.6	12.5	15.9	9.1	1.5	1.4	11.2	11.4
China		3,069	0.00	0.0	0.9	0.9	3.2	11.0	10.9	25.5	1.3	1.3	1.2	9.9	10.7
India		74,228	350.81	0.5	0.8	0.8	2.8	21.0	18.8	25.6	11.8	3.3	2.9	15.9	16.2
Singapore		3,235	12.35	0.4	0.3	0.3	(0.2)	10.7	10.2	2.7	5.0	1.0	1.0	9.9	9.8
Taiwan		20,338	0.00	0.0	0.2	0.2	13.4	18.6	15.6	28.1	19.2	2.5	2.3	13.4	14.8
Korea		2,742	35.03	1.3	(0.2)	(0.2)	3.3	10.8	9.1	65.3	19.5	0.9	0.9	8.3	9.5
Others				0.4	0.4	0.4	4.5	14.4	12.9	29.5	11.4	1.8	1.7	11.5	12.2

Regional sector movement

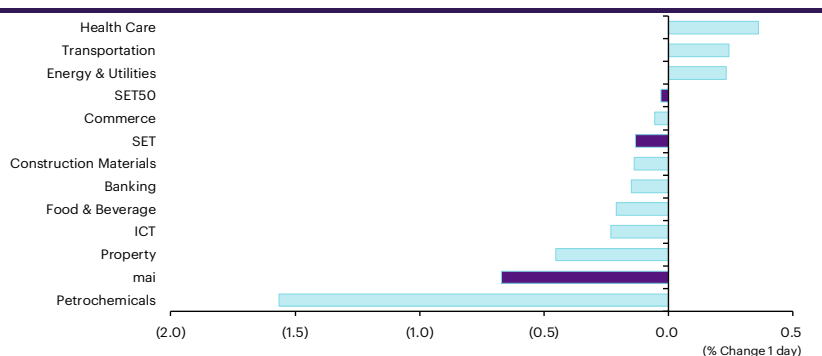
	Price performance (%) *			
	4-Apr	WoW	MoM	YTD
Banking	0.40	0.72	(0.64)	3.49
Chemicals	0.32	5.64	4.29	(5.44)
Construction Mat.	0.01	3.79	0.08	(0.48)
Consumer Products	0.18	1.97	(0.43)	(5.21)
Health Care	(0.20)	1.12	(3.34)	(6.05)
Oil, Gas & Coal	0.75	2.64	1.01	(0.70)
Real Estate	(0.11)	0.56	0.00	(2.33)
Retail - Consumer Staples	0.18	1.97	(0.43)	(5.21)
Telecommunications	(0.03)	0.93	(1.53)	(3.46)
Transportation	0.14	2.32	(1.06)	(2.83)



* Regional sector price performances (%) are based on US\$ and Thai sector price performances (%) are based on baht

Thailand sector movement

	Price performance (%)			
	4-Apr	WoW	MTD	YTD
Banking	(0.15)	(1.26)	(1.44)	(4.17)
Commerce	(0.06)	(0.33)	(0.28)	(1.96)
Construction Materials	(0.14)	(0.51)	(0.61)	(11.94)
Energy & Utilities	0.23	1.86	0.66	(1.93)
Food & Beverage	(0.21)	(0.46)	(0.73)	(5.83)
Health Care	0.36	0.27	(0.39)	(0.89)
ICT	(0.23)	(0.19)	(0.37)	1.03
Petrochemicals	(1.56)	4.03	4.24	(0.88)
Property	(0.45)	(0.41)	(0.52)	(3.28)
Transportation	0.24	0.42	0.04	5.20
SET	(0.13)	0.26	(0.29)	(2.96)
SET50	(0.03)	0.70	(0.03)	(3.55)
MAI	(0.67)	(3.27)	(3.37)	(3.34)



10 Most active stocks by value

Stock	Price (Bt)	Value (Btmn)	Chg (%)
SCB	111.50	1,625.66	(0.89)
CPALL	55.50	1,408.64	0.91
BBL	136.50	1,264.93	(0.36)
TISCO	98.75	1,188.11	(0.50)
PTTEP	158.00	1,150.91	0.32
KTB	16.60	1,095.83	1.22
AOT	65.50	1,196.87	0.38
ADVANC	203.00	763.10	(0.49)
TOP	58.50	728.52	(1.27)
PTTGC	40.00	714.16	(2.44)

Top 10 gainers

Stock	Price (Bt)	Value (Btmn)	Chg (%)
BBGI	5.65	18.64	11.88
L&E	1.34	0.52	9.84
PLUS	8.85	65.61	6.63
TNPF	1.76	0.00	4.76
KCG	10.00	31.72	4.71
TCJ	3.14	0.01	4.67
MOSHI	56.50	61.01	4.63
GJS	0.23	0.23	4.55
SUPER	0.30	4.04	3.45
Q-CON	15.30	12.24	3.38

Top 10 losers

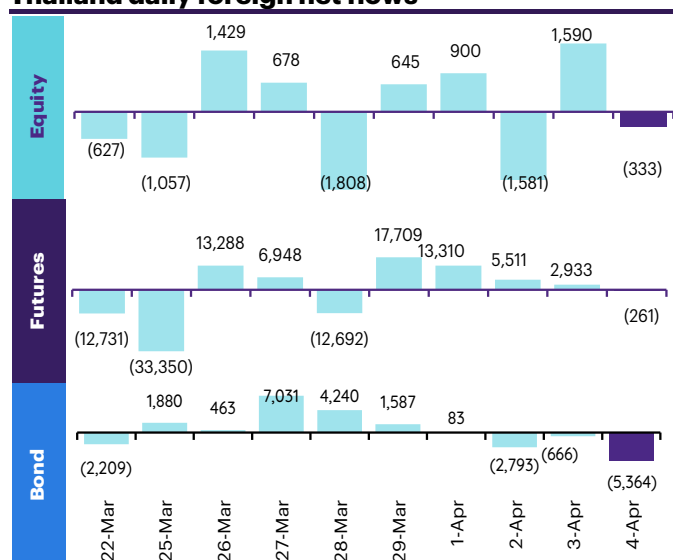
Stock	Price (Bt)	Value (Btmn)	Chg (%)
SABUY	2.26	123.01	(30.25)
TWZ	0.03	0.06	(25.00)
SDC	0.05	0.39	(16.67)
WAVE	0.14	6.74	(12.50)
AJA	0.21	11.04	(12.50)
AS	5.90	7.77	(11.94)
KC	0.09	0.13	(10.00)
TPOLY	1.41	18.26	(9.62)
B52	0.63	0.00	(8.70)
SBNEXT	0.55	6.82	(8.33)

Fund flow monitor

Regional foreign fund flows to equity

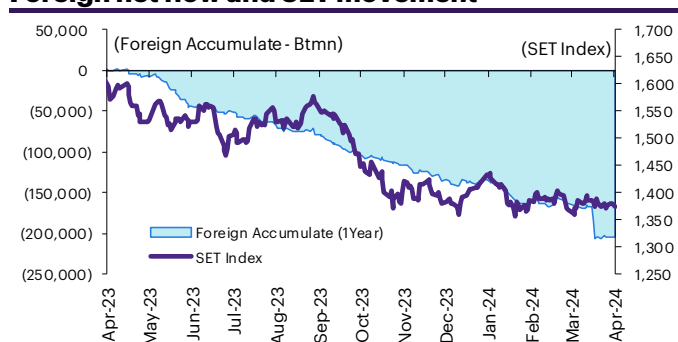
(US\$ Mn)	Thailand	Indonesia	Philippines	Malaysia	Vietnam	India	Taiwan	South Korea	Japan
Daily									
4-Apr-24	(9)	(30)	(10)		19			514	
3-Apr-24	43	(111)	(12)	(53)	(49)	(150)	(675)	(29)	
2-Apr-24	(43)	(111)	14	28	(30)	(54)	119	576	
1-Apr-24	25	(95)	8	(21)	(29)		393	248	
29-Mar-24	18			(22)	(32)		(169)	603	(2,915)
Weekly									
WTD	16	(347)	0	(46)	(89)	(204)	(162)	1,308	(2,915)
29-Mar-24	(3)	(125)	(42)	(92)	(190)	387	(1,853)	1,540	(2,915)
22-Mar-24	(1,046)	136	9	(66)	(128)	(872)	(1,445)	2,613	(5,887)
15-Mar-24	(0)	475	(56)	(88)	(106)	2,302	(497)	(771)	(9,807)
8-Mar-24	(72)	43	31	(320)	(40)	1,937	3,436	434	2,561
Monthly									
MTD	16	(347)	0	(46)	(89)	(204)	(162)	1,308	0
Mar-24	(1,145)	506	(46)	(609)	(456)	4,016	(93)	3,816	(14,157)
Feb-24	82	646	129	277	(113)	483	3,390	6,120	7,415
Jan-24	(870)	534	80	145	7	(3,141)	1,433	2,254	17,148
YTD	(1,918)	1,339	163	(233)	(651)	1,154	4,567	13,497	10,405

Thailand daily foreign net flows

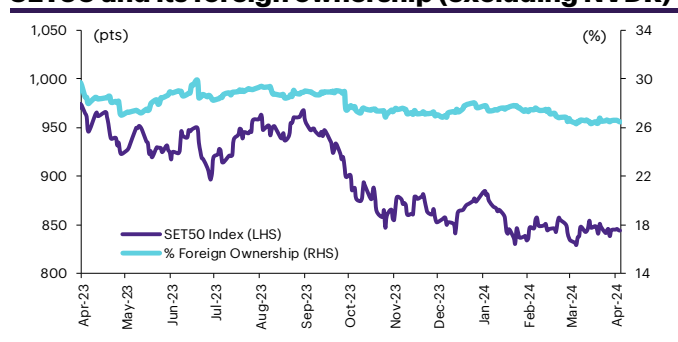


	Equity (Btmn)	SET50 futures (Contract)	Bond (Btmn)*	Bond (Btmn)
Daily				
4-Apr-24	(333)	(261)	(44)	(5,364)
Weekly				
WTD	577	21,493	3,619	(8,740)
29-Mar-24	(113)	(8,097)	(1,356)	15,201
22-Mar-24	(37,762)	29,812	5,095	(15,492)
15-Mar-24	(5)	23,612	4,045	(11,167)
8-Mar-24	(2,602)	75,843	12,703	203
Monthly				
MTD	577	21,493	3,619	(8,740)
Mar-24	(41,314)	102,406	17,387	(9,018)
Feb-24	2,862	(3,311)	(487)	(15,327)
Jan-24	(30,874)	(93,168)	(15,963)	(4,233)
Quarterly				
QTD	577	21,493	3,619	(8,740)
1Q24	(69,326)	5,927	937	(28,578)
4Q23	(35,319)	73,626	13,162	21,611
3Q23	(50,031)	(123,844)	(22,416)	(26,109)
2Q23	(50,263)	(85,648)	(15,901)	(7,364)
YTD	(68,750)	27,420	4,556	(37,318)
2023	(192,490)	(243,096)	(47,380)	10,930
2022	202,694	87,457	19,014	213,107

Foreign net flow and SET movement



SET50 and its foreign ownership (excluding NVDR)



Foreign buy/sell activity monitor

Most foreign holding value change

	Fgn hld (%)	Δ Fgn (M.shares)	Buy* (Btmn)
PTTEP	13.56	9.31	1,470
KBANK	42.13	1.76	215
BDMS	25.82	3.54	100
TOP	18.12	0.95	56
CPN	19.47	0.72	46
AOT	8.49	0.53	35
BCH	13.32	1.50	31
BH	32.56	0.14	31
KKP	9.55	0.51	26
AWC	11.56	5.97	25

	Fgn hld (%)	Δ Fgn (M.shares)	Sell* (Btmn)
CPALL	27.15	(4.43)	(246)
HANA	44.22	(4.15)	(161)
CPALL	27.15	(4.43)	(246)
KTB	9.46	(3.61)	(60)
CRC	14.67	(1.56)	(55)
PTTGC	11.33	(1.22)	(49)
AP	21.10	(4.15)	(44)
SIRI	23.84	(20.13)	(34)
PLANB	3.91	(3.86)	(33)
BBL	26.89	(0.22)	(30)

Top-5 NVDR net buy/sell

	Buy* (Btmn)	Sell* (Btmn)
CPALL	413	(303)
PTTGC	255	(141)
TOP	207	(141)
TRUE	160	(122)
SPRC	114	(117)
CRC	87	(113)
SCB	53	(102)
BCP	49	(73)
SCC	47	(62)
OR	36	(57)

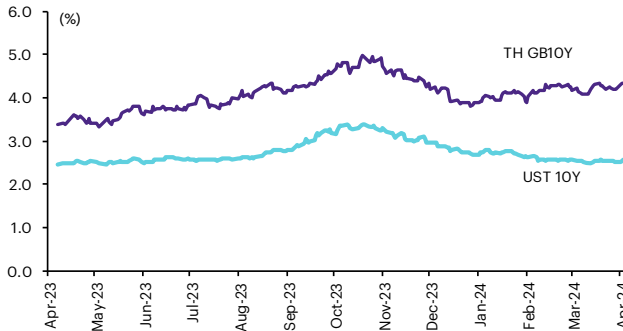
* InnovestX Research estimates

Multi-asset price update

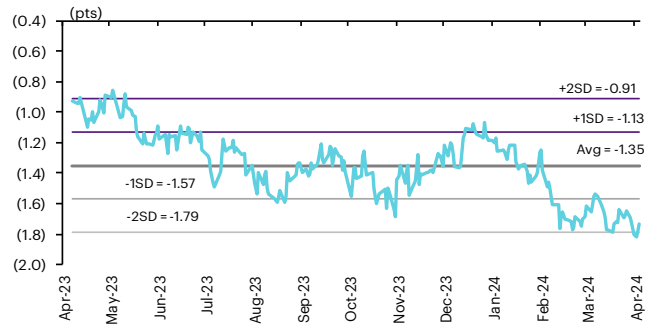
Key indicator update

	Close	4-Apr	WoW	MoM	YoY	YTD
Financial market condition						
VIX Index	16.35	14.10	25.67	13.07	(14.31)	31.33
Europe CDS (bps)	53.49	(1.51)	(0.70)	(0.96)	(36.01)	(5.09)
LIBOR OIS Spread (bps)	0	0.00	0.00	0.00	(29.58)	0.00
TED Spread (bps)	0.2135	0.60	1.54	(1.66)	(18.01)	(4.72)
Exchange rate						
Dollar Index	104.21	(0.02)	(0.31)	0.41	2.28	2.79
USD/THB	36.64	0.20	0.51	2.37	8.00	6.61
EUR/USD	1.08	0.01	0.44	(0.18)	(0.59)	(1.82)
USD/JPY	151.32	(0.21)	(0.07)	0.86	15.24	7.32
Bond: (Change in basis points)						
TH Gov Bond 2Y	2.16%	(0.00)	1.06	1.54	30.86	(17.84)
TH Gov Bond 10Y	2.58%	0.88	5.74	2.96	11.28	(11.93)
US Gov Bond 2Y	4.65%	(3.53)	1.91	8.53	88.82	38.72
US Gov Bond 10Y	4.31%	(5.98)	10.71	16.08	101.54	42.49
Commodities						
CRB Index	539.79	0.24	0.64	2.71	(0.84)	5.77
Gold (US\$/oz)	2,289.00	(0.43)	2.55	7.59	13.31	10.97
Gross Refining Margin (US\$/bbl)	4.33	2.61	(7.08)	(37.43)	(21.13)	(31.16)
Dubai Crude (US\$/bbl)	89.63	6.50	6.50	(9.81)	5.95	15.90
NYMEX Crude (US\$/bbl)	86.59	1.36	4.11	10.80	7.42	78.76
Baltic Dry Index (pts)	1,669.00	(2.45)	(8.35)	(27.15)	9.44	(20.30)

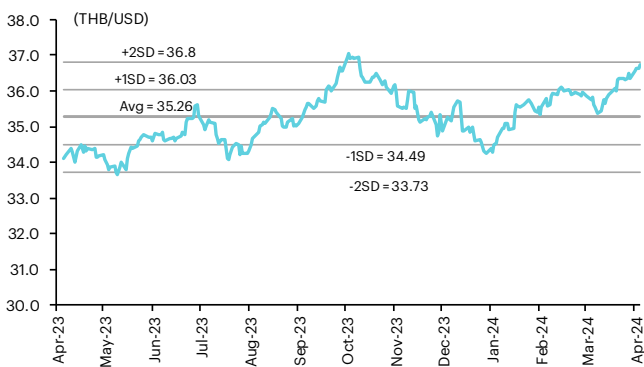
Thai and US 10-year government bond yield



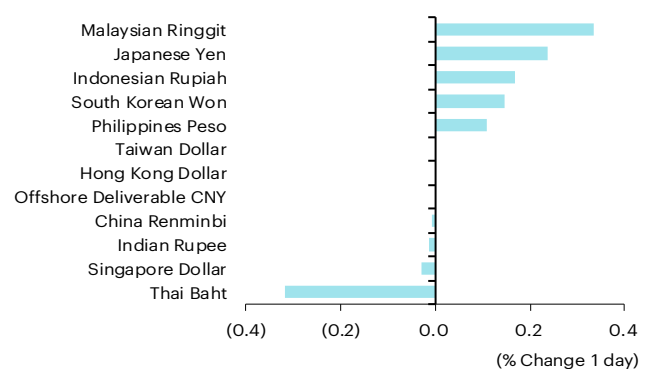
Thai and US 10-year government bond spread



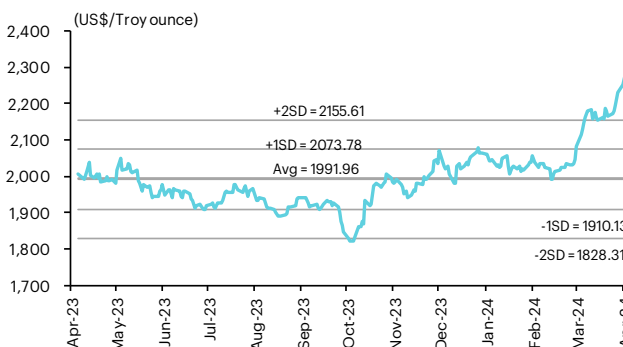
THB/USD exchange rate



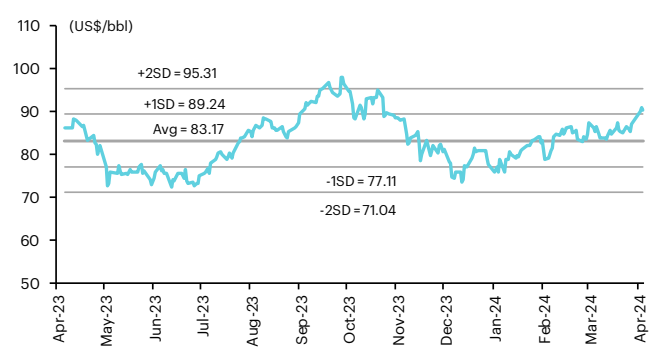
Regional foreign exchange rate spot return



Gold



Brent crude



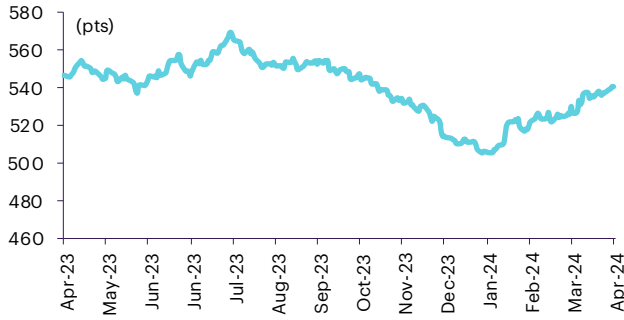
Commodities daily price update

	As of 4-Apr-24	-1W %	Avg. Price QTD in 1Q24	% QoQ	% YoY	Avg. Price in '23	% YoY	Avg. Price in '24	% YoY	Update
CRB Index	539.79	0.6	522.25	(1.8)	(5.4)	546.31	(7.81)	522.25	(4.4)	Daily
Energy Prices										
Crude Oil - Dubai (US\$/bbl)	90.55	5.7	81.94	(2.3)	3.1	81.93	(15.62)	81.94	0.0	Daily
Brent Crude (US\$/bbl)	90.32	5.1	83.41	(1.0)	2.7	82.60	(18.40)	83.41	1.0	Daily
West Texas Int. Cushing (US\$/bbl)	86.59	6.1	77.47	(1.3)	(4.6)	77.59	(17.93)	77.47	(0.1)	Daily
Crude Oil - Asia-Pacific Tapis Oil Spot (US\$/bbl)	96.13	6.2	86.73	(2.7)	6.8	86.52	(19.56)	86.73	0.2	Daily
Natural Gas Henry Hub (US\$/mmBTU)	1.78	(0.3)	2.09	(26.6)	(37.6)	3.10	(21.05)	2.09	(32.7)	Daily
Coal Price NEX (US\$/MT)	127.54	1.2	129.28	(5.3)	(51.3)	178.13	(51.19)	129.28	(27.4)	Friday
Oil Product Prices and Gross Refinery Margin										
Gas Oil 500 ppm Sulfur Singapore (US\$/bbl)	104.29	3.5	101.30	(3.2)	(4.2)	103.11	(21.20)	101.30	(1.8)	Daily
Gas Oil - Dubai (US\$/bbl)	13.74	(9.2)	19.37	(7.0)	(26.1)	21.18	(37.25)	19.37	(8.6)	Daily
Gasoline, 92 RON Spot (US\$/bbl)	104.29	3.7	101.30	(3.2)	(4.2)	103.11	(21.20)	101.30	(1.8)	Daily
Gasoline - Dubai (US\$/bbl)	13.74	(7.8)	19.37	(7.0)	(26.1)	21.18	(37.25)	19.37	(8.6)	Daily
Fuel Oil 180 Singapore Spot (US\$/bbl)	76.48	1.3	70.25	(32.9)	12.1	70.05	(12.98)	70.25	0.3	Daily
Fuel Oil - Dubai (US\$/bbl)	(14.07)	38.0	(11.69)	(9.3)	(30.6)	-11.88	(28.43)	(11.69)	(1.6)	Daily
Jet Kerosene - Spot Price (US\$/bbl)	106.02	3.6	102.64	(4.9)	(4.4)	105.01	(16.72)	102.64	(2.3)	Daily
Jet Kerosene - Dubai (US\$/bbl)	15.47	(7.0)	20.70	(13.9)	(25.7)	23.08	(20.38)	20.70	(10.3)	Daily
SG Refinery Margin (US\$/bbl)	4.33	(7.1)	5.47	(42.7)	(33.7)	6.86	95.65	7.13	4.03884	Daily
Olefins Product Prices and Spread										
Ethylene, FOB Japan Spot (US\$/MT)	900	0.0	891	(3.8)	3.6	835	(16.61)	891	6.7	Tuesday
Ethylene Spread (US\$/MT)	206	14.7	204	319.2	27.4	181	(14.77)	204	12.8	Daily
Propylene, FOB Japan Spot (US\$/MT)	835	0.0	823	(0.1)	(10.8)	848	(14.27)	823	(3.0)	Tuesday
Propylene Spread (US\$/MT)	141	22.9	136	(17.3)	(39.1)	195	(3.11)	136	(30.0)	Daily
Naphtha - Singapore Spot FOB (US\$/MT)	694	(3.7)	687	4.2	(1.8)	654	(17.11)	687	5.0	Daily
Polyolefins Prices and Spread										
Polye HDPE SE Asia (US\$/MT)	1,040	0.0	1,022	9.1	(4.6)	1,033	(12.49)	1,022	(1.0)	Tuesday
HDPE-Naphtha Spread (US\$/MT)	346	8.2	335	216.8	(9.8)	379	(3.18)	335	(11.5)	Daily
Polye LDPE-Film, CFR SE Asia Spot (US\$/MT)	1,140	0.0	1,096	7.2	(4.6)	1,053	(26.77)	1,096	4.1	Tuesday
LDPE-Naphtha Spread (US\$/MT)	446	6.3	409	172.7	(9.0)	399	(38.51)	409	2.6	Daily
PP Film, Spot South East Asia (US\$/MT)	1,010	0.0	991	3.2	(7.3)	999	(14.92)	991	(0.8)	Tuesday
PP Spread (US\$/MT)	316	9.1	304	1.0	(17.8)	345	(10.45)	304	(11.9)	Daily
MEG Prices and Spread										
MEG, CFR South East Asia (US\$/MT)	535	0.0	547	11.3	4.3	500	(14.40)	547	9.4	Tuesday
MEG Spread (US\$/MT)	-23	0.0	-5	(87.4)	(38.9)	-17	(52.64)	-5	n.m.	Tuesday
Aromatics Product Prices and Spread										
Paraxylene, FOB USG Spot (US\$/MT)	1,120	1.8	1,097	(62.8)	(0.2)	1,103	(12.51)	1,097	(0.5)	Tuesday
Paraxylene Spread (US\$/MT)	356	(5.5)	405	6.6	(5.2)	411	(7.19)	405	(1.5)	Tuesday
Paraxylene - 92 RON Spread (US\$/MT)	230	(4.9)	233	19.4	18.1	224	54.61	233	4.3	Daily
Toluene, FOB Korea Spot (US\$/MT)	920	2.2	887	2.5	1.3	892	(7.35)	887	(0.6)	Tuesday
Benzene, CFR Japan Spot (US\$/MT)	1,065	1.4	1,018	10.4	7.3	918	(13.13)	1,018	10.9	Tuesday
Benzene Spread (US\$/MT)	452	9.8	407	21.5	21.3	344	(6.34)	407	18.5	Daily
Benzene - 92 RON Spread (US\$/MT)	175	(8.7)	153	434.2	229.1	38	(164.71)	153	299.2	Daily
Condensate (US\$/MT)	764	5.6	693	(2.3)	3.0	692	(15.39)	693	0.0	Daily
PTA Prices and Spread										
PTA, CFR South East Asia (US\$/MT)	800	3.2	784	0.7	(2.4)	802	(9.43)	784	(2.2)	Tuesday
PTA Spread (US\$/MT)	50	30.5	49	(0.4)	(26.5)	62	55.13	49	(21.8)	Tuesday
PVC Prices and Spread										
PVC, CFR South East Asia (US\$/MT)	810	0.0	785	(1.0)	(12.7)	844	(26.72)	785	(31.2)	Tuesday
Ethylene Spread (US\$/MT)	604	(4.2)	581	(2.6)	(21.4)	663	(29.41)	581	(12.4)	Tuesday
Ethylene Dichloride CFR Far East Asia (US\$/MT)	325	(3.0)	345	17.7	18.7	293	(45.94)	345	17.5	Tuesday
Metal										
Gold (US\$/Troy Ounce)	2,291	5.1	2,086	5.4	10.3	1,943	7.82	2,086	7.3	Daily
LME Copper 3 Month Rolling Forward (US\$/MT)	9,295	4.9	8,579	3.9	(4.2)	8,526	(3.17)	8,579	0.6	Daily
Silver Future (US\$/Troy Ounce)	27	9.8	24	(0.3)	5.5	24	n.a.	24	(2.1)	Daily
China Composite Steel Prices (CNY/MT)	3,954	(2.0)	4,204	(0.2)	(6.5)	4,259	(10.71)	4,204	(1.3)	Daily
Agriculture Prices										
Malaysian Crude Palm Oil Spot Price(MYR/MT)	4,528	3.6	4,026	9.4	0.3	3,834	(25.34)	4,026	5.0	Daily
SGX Ribbed Smoked Sheet 3 (RSS3) Futures (US\$/KG.)	248	(4.6)	216	29.7	33.9	159	(13.70)	216	36.2	Daily
Sugar #11 (US\$/LB)	22	(0.7)	22	(9.7)	21.2	22	31.49	22	(1.1)	Daily
Freight Rate										
Baltic Freight Index: BDIY	1,669	(16.1)	1,822	(10.6)	78.9	1,394	(27.83)	1,822	30.8	Daily
Baltic Supramax Index: BSI58	1,284	(6.6)	1,190	(7.9)	28.5	1,030	(48.65)	1,190	15.6	Daily

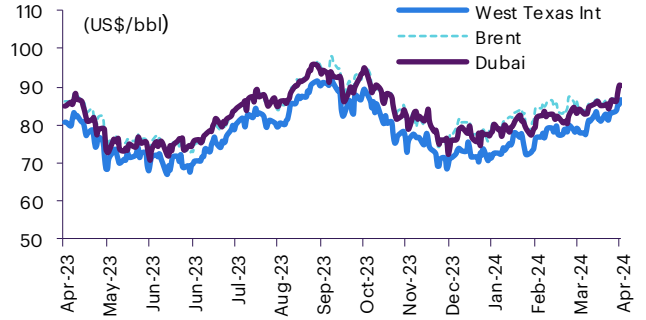
Source: Bloomberg Financial L.P., TQ Professional, BANPU, BOT, InnovestX Research

Commodities daily chart update

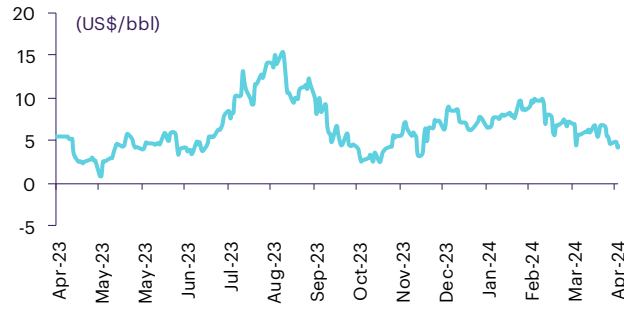
CRB US Spot All Commodities Price Index



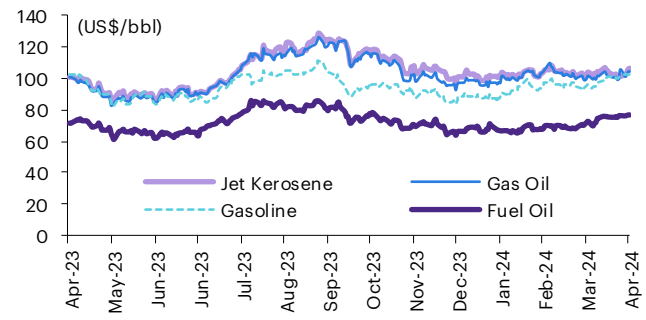
Crude prices



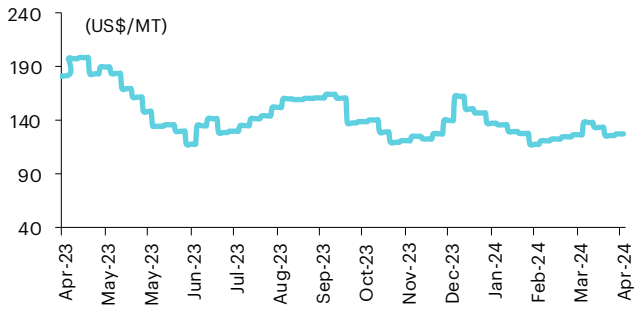
SG Dubai Hydrocracking Refinery Margin



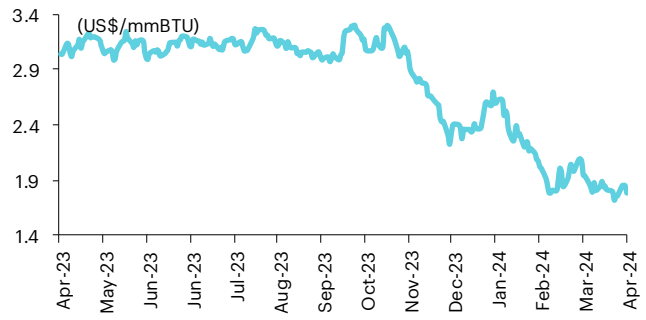
Oil product prices



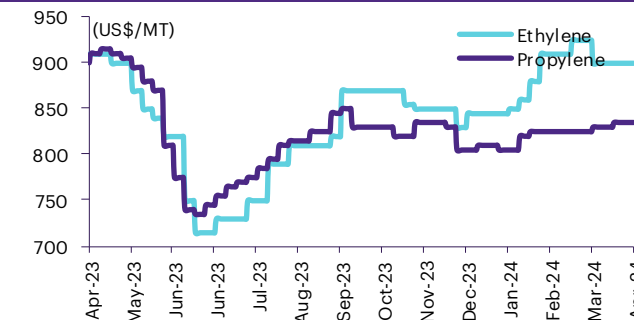
Coal price (NEX)



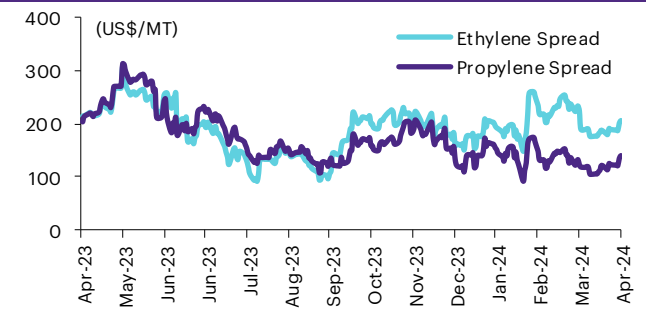
Natural gas prices (Henry hub)



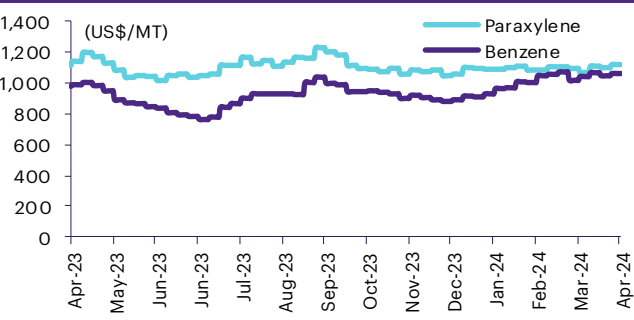
Olefins prices



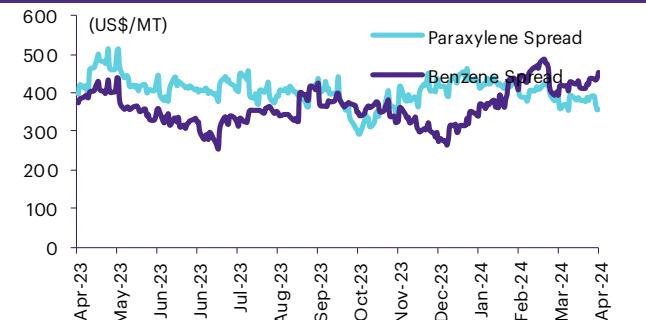
Olefins spreads



Aromatics prices

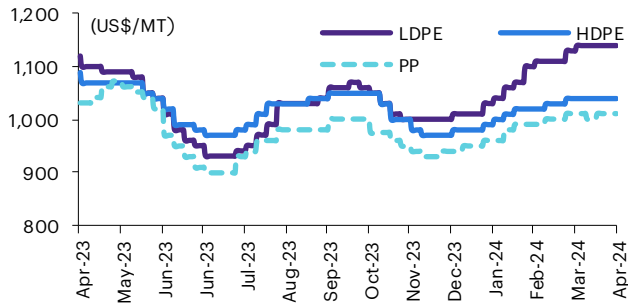


Aromatics spreads

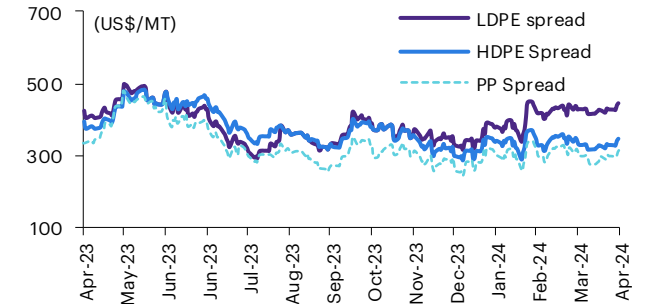


Commodities daily chart update

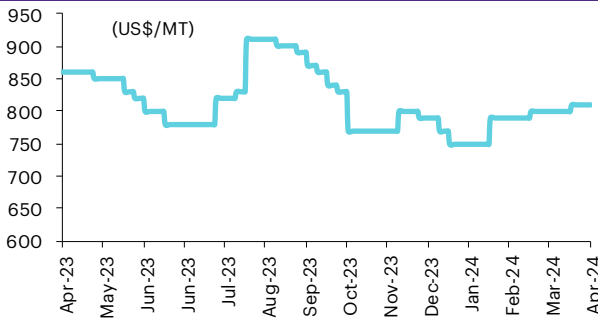
Polyolefins prices



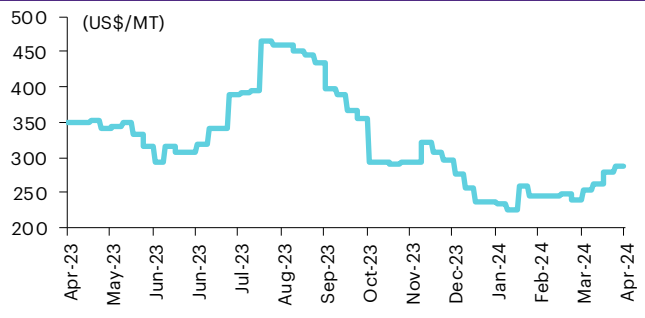
Polyolefins-Naphtha spreads



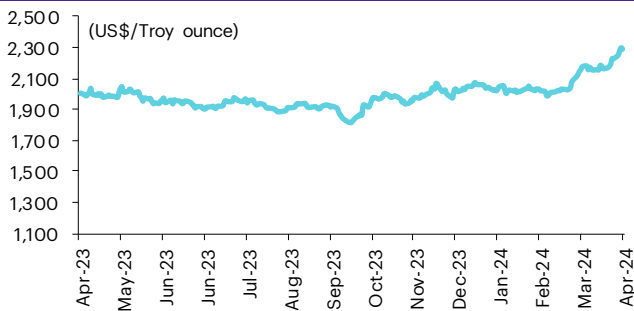
PVC price



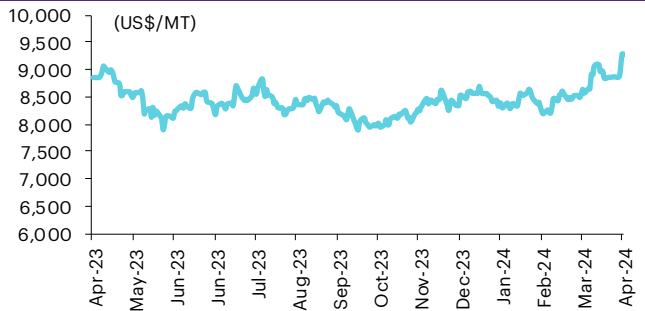
PVC spread



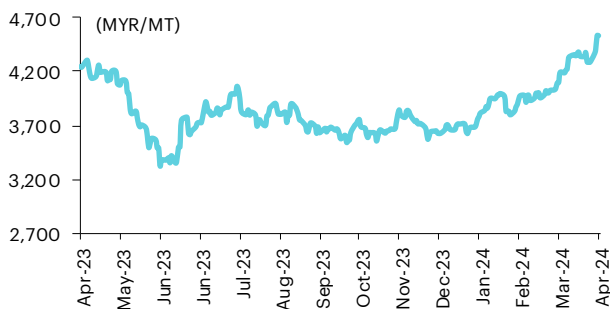
Gold price



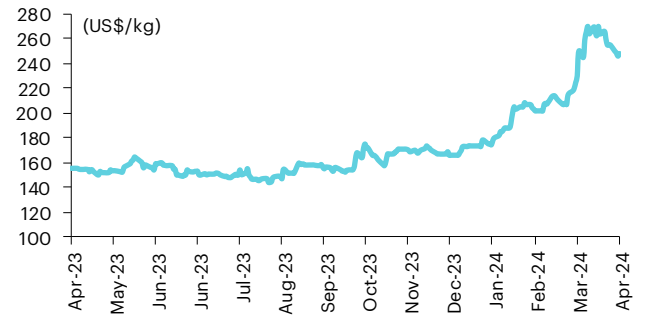
LME copper price



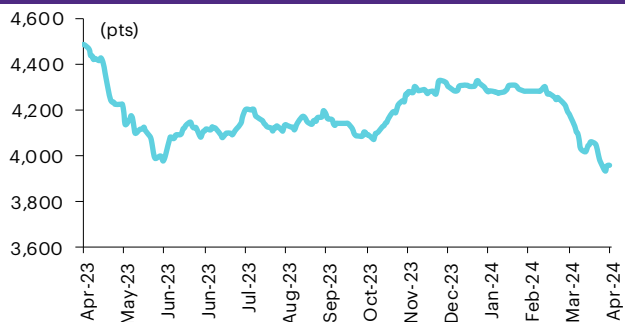
Malaysian crude palm oil price



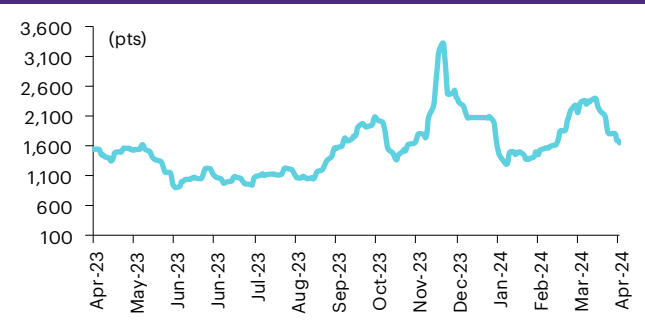
Rubber price (RSS3) futures



Steel price index



Baltic freight index



Source: Bloomberg Financial L.P., TQ Professional, BANPU, BOT, InnovestX Research

Short sales

	Volume (Shares)	Turnover (Bt)	Average price (Bt)	Last price 4 -Apr-24	Gap between last close and short	Short sale volume comparing with main board
SKY	243,600	6,333,050	26.00	25.75	0.96	40.20
ASW	188,700	1,519,035	8.05	8.10	(0.62)	38.54
BEM-R	6,953,900	56,325,020	8.10	8.15	(0.62)	37.38
STEC	915,300	9,432,920	10.31	10.10	2.04	37.29
KSL-R	352,800	822,834	2.33	2.34	(0.33)	36.39
UTP	13,300	148,960	11.20	11.20	0.00	35.28
SGP-R	10,600	83,545	7.88	7.90	(0.23)	31.55
BLAND-R	2,534,100	1,698,678	0.67	0.67	0.05	30.76
CHG	2,166,400	6,280,790	2.90	2.90	(0.03)	27.75
THG-R	48,000	1,954,875	40.73	41.00	(0.67)	27.51
SIRI-R	10,573,800	17,552,508	1.66	1.67	(0.60)	25.73
STANLY	9,500	1,937,700	203.97	203.00	0.48	24.17
TASCO	660,200	10,562,920	16.00	15.90	0.63	23.55
EASTW	31,800	111,742	3.51	3.50	0.40	20.96
GUNKUL-R	3,162,800	8,543,130	2.70	2.70	0.04	20.55
OR	3,472,900	63,510,510	18.29	18.40	(0.61)	20.54
TIPH	34,800	1,045,650	30.05	30.00	0.16	20.48
CPN-R	759,700	47,889,200	63.04	63.00	0.06	20.41
GULF-R	1,352,800	57,959,475	42.84	43.25	(0.94)	18.51
GLOBAL	522,000	8,628,780	16.53	16.50	0.18	18.45
BLA-R	126,000	2,197,280	17.44	17.50	(0.35)	18.39
SC	592,600	2,249,138	3.80	3.76	0.94	18.33
TIDLOR-R	1,947,600	42,455,340	21.80	21.80	(0.01)	18.03
ORI-R	769,800	5,354,275	6.96	6.95	0.08	17.83
SPCG-R	52,500	588,770	11.21	11.10	1.03	17.12
PTT	2,664,000	91,908,000	34.50	34.75	(0.72)	16.98
COM7-R	883,700	16,711,910	18.91	19.00	(0.47)	16.46
GPSC-R	395,500	20,583,675	52.04	52.25	(0.39)	16.35
AWC	3,800,200	15,854,948	4.17	4.18	(0.19)	15.98
HENG	304,900	544,611	1.79	1.79	(0.21)	15.94
ACC	1,330,600	667,398	0.50	0.50	0.32	15.83
THANI	363,100	823,680	2.27	2.26	0.37	15.53
BA	121,400	1,966,680	16.20	16.20	0.00	15.20
CPF-R	1,485,900	26,597,210	17.90	17.80	0.56	15.07
MTC	501,200	23,406,150	46.70	46.50	0.43	15.02
AOT	2,449,200	159,244,650	65.02	65.50	(0.73)	14.93
BCPG	300,100	2,045,850	6.82	6.85	(0.48)	14.81
DCC-R	658,200	1,246,685	1.89	1.91	(0.83)	14.81
TISCO-R	1,719,600	170,001,050	98.86	98.75	0.11	14.75
SGP	4,900	38,675	7.89	7.90	(0.09)	14.58
TPIPP	137,600	454,080	3.30	3.28	0.61	14.29
BAM	896,800	8,927,685	9.96	9.90	0.56	13.92
KCE-R	312,800	12,330,900	39.42	39.50	(0.20)	13.83
BTS-R	10,467,000	60,574,460	5.79	5.85	(1.07)	13.80
SAT-R	192,000	3,185,600	16.59	16.60	(0.05)	13.80
GPSC	333,300	17,411,250	52.24	52.25	(0.02)	13.77
AWC-R	3,239,000	13,495,052	4.17	4.18	(0.32)	13.62
LH-R	4,324,500	31,926,840	7.38	7.35	0.45	13.56
TKN	483,100	4,941,430	10.23	10.40	(1.65)	13.41
EPG-R	111,500	758,180	6.80	6.70	1.49	13.07
BYD-R	1,352,000	4,618,460	3.42	3.38	1.07	12.69
PSL-R	579,600	4,435,625	7.65	7.70	(0.61)	12.64
TTCL	26,200	91,700	3.50	3.52	(0.57)	12.54
SKY-R	75,900	1,959,225	25.81	25.75	0.25	12.53
SCC-R	112,800	28,425,900	252.00	253.00	(0.39)	12.51
SPALI-R	315,000	6,580,950	20.89	20.90	(0.04)	12.48
PTG-R	964,100	8,252,165	8.56	8.55	0.11	12.37
BTG	71,700	1,565,060	21.83	22.00	(0.78)	12.29
BGRIM	764,100	20,663,375	27.04	27.50	(1.66)	12.23
SIRI	5,018,500	8,341,959	1.66	1.67	(0.46)	12.21
TKC	35,900	490,560	13.66	13.40	1.97	12.20
BH-R	270,900	60,712,700	224.11	227.00	(1.27)	12.12
HMPRO-R	3,294,700	34,256,440	10.40	10.40	(0.02)	12.05
MEGA-R	148,500	6,372,250	42.91	42.50	0.97	11.84
WHA-R	3,521,400	16,725,794	4.75	4.72	0.63	11.80
SISB	77,600	3,170,300	40.85	41.00	(0.36)	11.70
KKP	244,600	12,486,625	51.05	51.00	0.10	11.63
AAV	1,291,300	3,135,564	2.43	2.42	0.34	11.62
TIDLOR	1,254,800	27,390,080	21.83	21.80	0.13	11.62
RS-R	118,800	1,502,480	12.65	12.60	0.37	11.60
PLANB	102,700	867,815	8.45	8.45	(0.00)	11.57

	Volume (Shares)	Turnover (Bt)	Average price (Bt)	Last price 4 -Apr-24	Gap between last close and short	Short sale volume comparing with main board
CBG-R	524,500	32,398,250	61.77	61.50	0.44	11.54
RCL-R	426,400	7,499,450	17.59	17.40	1.08	11.52
EA-R	1,374,100	44,513,250	32.39	32.25	0.45	11.47
TTA	250,500	1,619,405	6.46	6.45	0.23	11.42
OR-R	1,923,200	35,210,930	18.31	18.40	(0.50)	11.38
INTUCH-R	166,500	11,322,675	68.00	68.25	(0.36)	11.36
AMATA-R	197,700	4,629,810	23.42	23.50	(0.35)	11.34
MAJOR-R	302,000	4,287,130	14.20	14.10	0.68	11.34
BBL	1,022,500	139,465,550	136.40	136.50	(0.08)	11.04
BBIK-R	5,000	479,275	95.86	96.50	(0.67)	11.01
TISCO	1,278,600	126,621,850	99.03	98.75	0.29	10.97
KEX	517,400	2,535,408	4.90	4.58	6.99	10.93
III	82,000	697,630	8.51	8.55	(0.49)	10.81
UBE	446,600	344,182	0.77	0.78	(1.20)	10.60
SABINA	53,100	1,330,025	25.05	25.25	(0.80)	10.49
ADVANC	392,100	80,124,000	204.35	203.00	0.66	10.48
SAWAD	541,900	22,978,950	42.40	42.75	(0.81)	10.41
ICHI-R	577,000	9,437,770	16.36	16.30	0.35	10.40
BBL-R	956,000	130,080,050	136.07	136.50	(0.32)	10.33
HANA-R	449,400	17,590,375	39.14	38.75	1.01	10.23
TTB	11,274,400	20,130,196	1.79	1.78	0.31	10.21
TCAP	110,200	5,539,550	50.27	50.25	0.04	10.16
EGCO	54,400	6,182,600	113.65	113.50	0.13	10.10
BCH	440,500	9,088,300	20.63	20.80	(0.81)	10.05
AUCT	34,400	344,000	10.00	9.95	0.50	9.98
SC-R	319,600	1,207,786	3.78	3.76	0.51	9.88
IRPC	3,161,400	6,077,018	1.92	1.91	0.64	9.70
OSP-R	746,000	15,095,160	20.23	20.30	(0.32)	9.64
WHA	2,816,500	13,380,436	4.75	4.72	0.65	9.44
SAWAD-R	484,900	20,524,300	42.33	42.75	(0.99)	9.32
LH	2,939,300	21,808,835	7.42	7.35	0.95	9.22
SINGER	465,100	4,500,125	9.68	9.65	0.27	9.19
CPF	895,800	16,047,310	17.91	17.80	0.64	9.08
THANI-R	211,100	477,204	2.26	2.26	0.02	9.03
CK	314,600	7,237,290	23.00	23.00	0.02	9.03
NOBLE	91,800	339,660	3.70	3.68	0.54	9.01
DOHOME	361,200	3,991,390	11.05	10.90	1.38	8.92
MINT	1,005,500	33,374,550	33.19	33.25	(0.17)	8.81
BEC	167,200	825,640	4.94	5.00	(1.24)	8.76
SCGP-R	492,000	14,691,850	29.86	30.00	(0.46)	8.60
COM7	461,500	8,754,140	18.97	19.00	(0.16)	8.59
BGRIM-R	535,000	14,520,575	27.14	27.50	(1.30)	8.57
S	213,600	175,490	0.82	0.82	0.19	8.54
PTT-R	1,322,400	45,595,100	34.48	34.75	(0.78)	8.43
SPA	76,600	997,910	13.03	13.00	0.21	8.17
PTL	29,700	291,060	9.80	9.80	0.00	8.15
PTTGC	1,441,800	58,275,325	40.42	40.00	1.05	8.14
CPALL	2,045,200	113,226,000	55.36	55.50	(0.25)	8.04
KBANK	281,900	34,663,300	122.96	122.50	0.38	7.94
GFPT	133,100	1,642,480	12.34	12.30	0.33	7.91
ERW	687,600	3,267,064	4.75	4.78	(0.60)	7.82
CPAXT-R	151,000	4,718,500	31.25	31.50	(0.80)	7.76
KTB	5,046,600	82,883,570	16.42	16.60	(1.06)	7.72
TU	713,400	10,455,450	14.66	14.60	0.38	7.69
TPIPL	755,500	1,019,925	1.35	1.36	(0.74)	7.66
MAJOR	202,800	2,883,340	14.22	14.10	0.83	7.61
GUNKUL	1,139,100	3,085,510	2.71	2.70	0.32	7.40
DCC	328,800	623,196	1.90	1.91	(0.77)	7.40
BDMS	1,101,000	31,103,000	28.25	28.25	(0.00)	7.39
CRC	960,600	33,779,675	35.17	35.00	0.47	7.34
TLI	947,700	8,451,950	8.92	8.90	0.21	7.31
CENTEL	102,000	4,449,150	43.62	43.50	0.27	7.20
HTC	54,500	947,420	17.38	17.60	(1.23)	7.18
CENTEL-R	101,700	4,449,150	43.75	43.50	0.57	7.18
MTC-R	236,700	11,018,625	46.55	46.50	0.11	7.09
BH	157,900	35,404,500	224.22	227.00	(1.22)	7.07
KKP-R	146,000	7,470,800	51.17	51.00	0.33	6.94
DELTA-R	278,700	20,485,475	73.50	73.25	0.35	6.92
JMART-R	323,700	4,585,000	14.16	14.20	(0.25)	6.91
PSL	316,600	2,425,440	7.66	7.70	(0.51)	6.90
JMART	318,500	4,521,730	14.20	14.20	(0.02)	6.80
RCL	251,400	4,409,050	17.54	17.40	0.79	6.79
GLOBAL-R	191,300	3,160,300	16.52	16.50	0.12	6.76

Source: SET, InnovestX Research

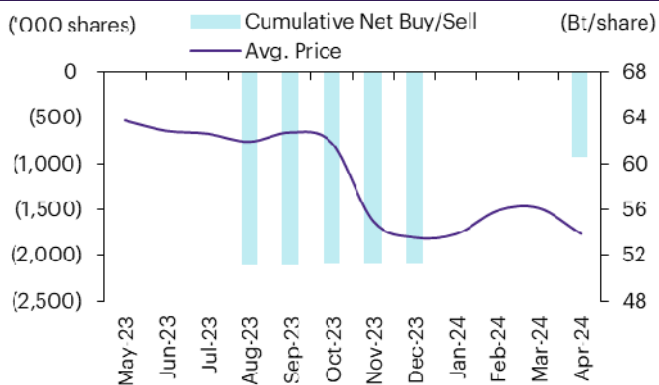
Director trade

1. Director trade as reported on Apr 4, 2024

Company	Name of Director	Product	Transaction date	Amount (Shares)	Average Price (Bt)	Amount (Bt)	Buy/Sell
AMARIN	Mr. THAPANA SIRIVADHANABHAKDI	Common Share	02-04-24	23,158	5.00	115,790	Purchase
AMARIN	Mr. THAPANA SIRIVADHANABHAKDI	Common Share	03-04-24	1,323,656	5.00	6,618,280	Purchase
BKI	Miss LASA SOPHONPANICH	Common Share	03-04-24	1,000	291.00	291,000	Purchase
CPALL	Mr. KORSACK CHAIRASMISAK	Common Share	02-04-24	930,200	53.86	50,100,572	Sale
CWT	Mr. THONGCHAI ATHIPATTAYAKUL	Common Share	04-04-24	1,000	1.35	1,350	Purchase
EKH	Mr. SUTHIPONG TANGSAJJAPOJ	Common Share	03-04-24	1,000,000	7.60	7,600,000	Purchase
EP	Mr. YUTH CHINSUPAKUL	Common Share	03-04-24	300	2.67	801	Purchase
HTC	Colonel PATCHARA RATTAKUL	Common Share	02-04-24	516,300	17.14	8,849,382	Sale
HUMAN	Mrs. SASITHORN HIRUNSAK	Common Share	03-04-24	40,000	12.00	480,000	Sale
HUMAN	Mrs. SASITHORN HIRUNSAK	Common Share	03-04-24	40,000	11.90	476,000	Sale
JPARK	Miss WANLAPA PLATHONG	Common Share	03-04-24	6,000	6.00	36,000	Purchase
JPARK	Miss WANLAPA PLATHONG	Common Share	03-04-24	3,000	5.90	17,700	Sale
JR	Mr. JARUN WIWATJESADAWUT	Common Share	03-04-24	58,300	4.38	255,354	Purchase
JR	Mr. TEERANONT WIWATJESADAWUT	Common Share	03-04-24	26,700	4.38	116,946	Purchase
JR	Mr. TEERANONT WIWATJESADAWUT	Common Share	03-04-24	2,400	4.39	10,536	Purchase
MALEE	Mr. CHAICHAT BOONYARAT	Common Share	03-04-24	90,000	12.40	1,116,000	Purchase
QLT	Mr. PITAK PRUITTISARIKORN	Common Share	03-04-24	1,091,700	2.80	3,056,760	Purchase
SICT	Mr. NAIYAVUDHI WONGKOMET	Common Share	04-04-24	20,000	489.00	9,780,000	Purchase
SPA	Mr. PHUMIPHAN BUNJAPAMAI	Common Share	02-04-24	91,700	12.90	1,182,930	Purchase
SPA	Mr. PHUMIPHAN BUNJAPAMAI	Common Share	03-04-24	78,300	12.90	1,010,070	Purchase
STC	Mr. SURASIT CHAITRAKULTHONG	Common Share	03-04-24	30,000	0.64	19,200	Purchase
TGE	Mr. ARTHORN SINSAWAD	Common Share	03-04-24	100,000	3.10	310,000	Sale
TMILL	Mr. PRAPAS CHUTIMAVORAPHAND	Common Share	03-04-24	5,000	3.72	18,600	Purchase
TSTE	Mr. PRAPAS CHUTIMAVORAPHAND	Common Share	03-04-24	10,000	9.90	99,000	Purchase
				Total	Purchase	31,328,617	
					Sale	60,233,654	
					Net	<u>(28,905,037)</u>	

2. 12-month cumulative net buy/sell for InnovestX-covered stocks with activity as of last close

CPALL



Corporate calendar

Mon	Tue	April Wed	Thu	Fri
1 XD DCC Bt0.012 SCGD Bt0.15 UPF Bt0.86 Share listing PEER 261,666,667 Shares	2 XD SCGP Bt0.3 SUC Bt1.5 UP Bt1.18 Last trading day KUN-W1 Decreased capital HYDROGEN New securities APO (mai Index) Share listing SENA 539 Shares	3 XD JAPAN13 Bt- NDX01 Bt- XR CPNREIT 1 : 0.3855 @Bt- XE KUN-W1 1 : 1 @Bt2.8 Symbol change KCC to "KCCAMC" Decreased capital POPF AIMCG New securities BPS (mai Index) Delisted ITD from sSET	4 XD LHSC Bt0.166 QHFF Bt0.11 SCC Bt3.5 SMPC Bt0.21 TCOAT Bt0.5 Name change NET LEASEHOLD REAL ESTATE INVESTMENT TRUST to "NET FREEHOLD AND New securities QTCG (mai Index)	5 XD BANPU Bt0.2 BPP Bt0.4 CPAXT Bt0.39 GPI Bt0.055 Last trading day NEWS-W7 NDR-W7 Decreased capital SUPEREIF AQUA Share listing CV 10,000,000 Shares JMART 284,394 Shares CREDIT 1,000,000 Shares GCAP 4,000,000 Shares
8 Substitution for Chakri Memorial Day (Saturday 6th April 2024)	9 XD MAJOR Bt0.15 TMT Bt0.15 XE NDR-W2 1 : 1 @Bt3.5 NEWS-W7 1 : 1 @Bt0.05 Decreased capital EGATIF	10 XD BLC Bt0.07 KCCAMC Bt0.0543 KLINIQ Bt0.75 Decreased capital BRRGIF	11 XD ATP30 Bt0.02 AUCT Bt0.37 COCOCO Bt0.25 GC Bt0.16 QTC Bt0.2 SUTHA Bt0.08 TIPCO Bt0.63 TOG Bt0.45 TPLAS Bt0.04 PD MSFT80X Bt0.00997 MSFT80X Bt0.00997 SCCC Bt7	12 Additional special holiday (added)
15 Songkran Festival	16 Substitution for Songkran Festival (Saturday 13th April 2024 and Sunday 14th April 2024)	17 XD JMT Bt0.49 KTB Bt0.868 KTB-P Bt1.0225 KTC Bt1.27 SCB Bt7.84 TAPAC Bt0.04 TTB Bt0.055 XE SABUY-W1 1 : 1.34719 @Bt2.41236 PD ADVANC Bt4.61 LPN Bt0.05 POLY Bt0.29	18 XD IT Bt0.1 PHG Bt0.52 STA Bt1 STGT Bt0.5 STP Bt0.25 TCAP Bt2 TCAP-P Bt2 UKEM Bt0.01 YUASA Bt0.412 XE TFG-W3 1 : 1 @Bt5.5 PD BOL Bt0.175	19 XD JPARK Bt0.0375 KWC Bt10.5 PSL Bt0.05 XE K-W2 1 : 1 @Bt0.8 PD INTUCH Bt1.7 Q-CON Bt1
22 XD AIT Bt0.17 HMPRO Bt0.22 KBANK Bt6 KGI Bt0.31 NER Bt0.29 PACO Bt0.04 SMART Bt0.0912 SVI Bt0.135 THANA Bt0.028 TTCL Bt0.1 WINDOW Bt0.023 XR MITSIB 1 : 1 @Bt0.70 XW MTW 2 : 1 NER 6 : 1 XE MBK-W2 1 : 1.1091 @Bt2.7047 PD BCPG Bt0.15 BDMS Bt0.35 MEGA Bt0.8 PTTEP Bt5.25 SCGD Bt0.15 SCGP Bt0.3	23 XD BBL Bt5 XE RWI-W3 1 : 1 @Bt1.5 PD BA Bt0.5 BKD Bt0.05 GPSC Bt0.44 NETEASE80 Bt0.07127 SCC Bt3.5 TFM Bt0.13	24 XD DTCI Bt0.25 SAPPE Bt2.18 TIDLOR Bt0.2698 TIDLOR 27 : 1 XD(ST) TISCO Bt5.75 TISCO-P Bt5.75 XE SAMART-W3 1 : 1 @Bt10 SAMTEL-W1 1 : 1.005 @Bt11.936 PD BCP Bt1.5 ITC Bt0.35 LHSC Bt0.166 META80X Bt0.00145 MSC Bt0.5 PTTGC Bt0.75 QHFF Bt0.11	25 XD BUI Bt0.3 BUI 4 : 1 XD(ST) QH Bt0.1 TM Bt0.033 WHAUP Bt0.1925 PD BIZ Bt0.3 DCC Bt0.012 DELTA Bt0.45 EGCO Bt3.25 GFPT Bt0.15 GULF Bt0.88 SPVI Bt0.145 SVOA Bt0.0425 TTW Bt0.3	26 XD AMARC Bt0.039 ANI Bt0.05 BGC Bt0.08 KKP Bt1.75 MFC Bt1.3 NSL Bt0.35 NYT Bt0.36 SPA Bt0.01389 SPA 2 : 1 XD(ST) TKO Bt0.15 TPS Bt0.18 PD BPP Bt0.4 CEVE Bt0.15 GPI Bt0.055 IRPC Bt0.03 KIAT Bt0.01 MST Bt0.11 SMPC Bt0.21 TASCO Bt1 THCOM Bt0.13 TU Bt0.24
29 XD APCO Bt0.18 BAM Bt0.38 LHFG Bt0.03 MTC Bt0.21 NAT Bt0.025 PJW Bt0.06 RPH Bt0.19 RSP Bt0.13 SAK Bt0.15 SKR Bt0.09 SORKON Bt0.2 SUN Bt0.25 SUN 5 : 1 XD(ST) XE MILL-W6 1 : 1.195 @Bt1.256 RS-W4 1 : 1.215 @Bt23.86 PD CPAXT Bt0.39 KDH Bt2 NVD80X Bt0.00052 OR Bt0.27 THANI Bt0.02 THANI 10 : 1 XD(ST) UAC Bt0.1	30 XD APP Bt0.15 ASW Bt0.25 BBK 1 : 0.837 XD(ST) BBK Bt0.3815 BJC Bt0.65 BRI Bt0.603 CM Bt0.09 GYT Bt7 III Bt0.18 KISS Bt0.09 MEB Bt0.65 MENA Bt0.03 MFEC Bt0.4 PDJ Bt0.1 PREB Bt0.4 RPC Bt0.04 SAMCO Bt0.03 SCG Bt0.05 STEG19 Bt- TFG Bt0.01 TPCH Bt0.4 TPCS Bt0.65 WACOAL Bt0.7 XW BC 10 : 1 TFG 10 : 1 PD ARIP Bt0.0215 ASK Bt1.16 ATP30 Bt0.02 BANPU Bt0.2 BKNG80X Bt0.00405 BLC Bt0.07 GC Bt0.16 JR Bt0.04 KCCAMC Bt0.0543 MAJOR Bt0.15 PTT Bt1.2 QTO Bt0.2 TMT Bt0.15 TOP Bt2.75			

Disclaimer

The information in this report has been obtained from sources believed to be reliable. However, its accuracy or completeness is not guaranteed. Any opinions expressed herein reflect our judgment at this date and are subject to change without notice. This report is for information only. It is not to be construed as an offer, or solicitation of an offer to sell or buy any securities. We accept no liability for any loss arising from the use of this document. We or our associates may have an interest in the companies mentioned therein.

InnovestX Securities Company Limited (“INVX”) is wholly owned by SCB X Public Company Limited (“SCBX”) and The Siam Commercial Bank Public Company Limited (“SCB”) is majority-owned by SCBX. Any information related to SCB is for sector comparison purpose.

This document is prepared by InnovestX Securities Company Limited (“INVX”) which is wholly owned by SCB X Public Company Limited (“SCBX”). The Siam Commercial Bank Public Company Limited, which is majority-owned by SCBX, acts as financial advisor of the LH Hotel Leasehold Real Estate Investment Trust. Any opinions, news, research, analyses, prices, statements, forecasts, projections and/or other information contained in this document (the “Information”) is provided as general information purposes only and shall not be construed as individualized recommendation of an offer to buy or sell or the solicitation of an offer to buy or sell any securities. INVX and/or its directors, officers and employees shall not be liable for any direct, indirect, incidental, special or consequential loss or damage, resulting from the use of or reliance on the Information, including without limitation to, damages for loss of profits. The investors shall use the Information in association with other information and opinion, including their own judgment in making investment decision. The Information is obtained from sources believed to be reliable, and INVX cannot guarantee the accuracy, completeness and/or correctness of the Information.

INVX reserves the right to modify the Information from time to time without notice and in its sole discretion. This document is delivered to intended recipient(s) only and is not permitted to reproduce, retransmit, disseminate, sell, distribute, republish, circulate or commercially exploit the Information in any manner without the prior written consent of INVX.

Futures and Options trading carry a high level of risk with the potential for substantial losses, and are not suitable for all persons. Before deciding to trade Futures and Options, you should carefully consider your financial position, investment objectives, level of experience, and risk appetite if Futures and Options trading are appropriate. The possibility exists that you could sustain a loss of some or all of your initial investment. You should be aware of all the risks associated with Futures and Options trading, and you are advised to rely on your own judgment while making investment decision and/or should seek advice from professional investment advisor if you have any doubts.

This document is delivered to intended recipient(s) only and is not permitted to reproduce, retransmit, disseminate, sell, distribute, republish, circulate or commercially exploit the Information in any manner without the prior written consent of INVX.

© Copyright 2022 InnovestX Securities Co., Ltd. All right reserved.

CG Rating 2023 Companies with CG Rating

Companies with Excellent CG Scoring

7UP, AAV, ABM, ACE, ACG, ADB, ADD, ADVANC, AEONTS, AF, AGE, AH, AHC, AIRA, AIT, AJ, AKP, AKR, ALL, ALT, AMA, AMARIN, AMATA, AMATAV, ANAN, AOT, AP, APCO, APCS, ARIP, ARROW, ASEFA, ASK, ASP, ASW, ATP30, AUCTION, AWC, AYUD, B, BA, BAFS, BAM, BANPU, BAY, BBGI, BBIK, BBL, BC, BCH, BCP, BCPG, BDMS, BEC, BEM, BEYOND, BGC, BGRIM, BH, BIZ, BJC, BJCHI, BKI, BLA, BOL, BPP, BRI, BROOK, BRR, BTS, BTW, BWG, BYD, CBG, CENTEL, CFRESH, CHASE, CHEWA, CHG, CHOW, CIMBT, CIVIL, CK, CKP, CM, CNT, COLOR, COM7, COTTO, CPALL, CPAXT, CPF, CPI, CPL, CPN, CPW, CRC, CRD, CSC, CSS, CV, DCC, DDD, DELTA, DEMCO, DMT, DOHOME, DRT, DUSIT, EA, EASTW, ECF, ECL, EE, EGCO, EPG, ERW, ETC, ETE, FE, FLOYD, FN, FPI, FPT, FSX, FVC, GBX, GC, GCAP, GENCO, GFPT, GGC, GLAND, GLOBAL, GPSC, GRAMMY, GULF, GUNKUL, HANA, HARN, HENG, HMPRO, HPT, HTC, ICC, ICHI, ICN, III, ILINK, ILM, IMH, IND, INET, INTUCH, IP, IRC, IRPC, ITC, ITEL, IVL, JAS, JTS, KBANK, KCC, KCE, KEX, KKP, KSL, KTB, KTC, KTMS, KUMWEL, KUN, LALIN, LANNA, LH, LHFG, LIT, LOXLEY, LPN, LRH, LST, M, MAJOR, MALEE, MATCH, MBK, MC, M-CHAI, MCOT, MEGA, MFC, MFEC, MILL, MINT, MONO, MOONG, MSC, MST, MTC, MTI, NC, NCH, NCL, NDR, NER, NKI, NOBLE, NRF, NTV, NVD, NWR, NYT, OCC, OISHI¹, ONEE, OR, ORI, OSP, OT, P, P, PATO, PB, PCSGH, PDG, PDJ, PG, PHOL, PIMO, PJW, PLANB, PLAT, PLUS, PM, POLY, PORT, PPP, PPS, PR9, PRG, PRINC, PRM, PRTR, PSH, PSL, PT, PTC, PTT, PTTEP, PTTGC, Q-CON, QH, QTC, RATCH, RBF, RPH, RS, RT, S, S&J, SA, SABINA, SAK, SAMART, SAMTEL, SAPPE, SAT, SBNEXT, SC, SCB, SCC, SCCC, SCG, SCGP, SCM, SDC, SEAFCO, SEAOL, SECURE, SELIC, SENA, SENX, SFP², SFT, SGC, SGF, SGP, SHR, SICT, SIRI, SIS, SITHAI, SJWD, SKR, SM, SMPC, SMT, SNC, SNNP, SNP, SO, SPALI, SPC, SPCG, SPI, SPRC, SR, SSC, SSF, SSSC, STA, STC, STEC, STGT, STI, SUC, SUN, SUSCO, SUTHA, SVI, SVT, SYMC, SYNEX, SYNTec, TACC, TAE, TCAP, TCMC, TEAMG, TEGH, TFG, TFMAMA, TGE, TGH, THANA, THANI, THCOM, THIP, THRE, THREL, TIDLOR, TIPH, TISCO, TK, TKN, TKS, TKT, TLI, TM, TMC, TMD, TMT, TNDT, TNITY, TNL, TNR, TOA, TOG, TOP, TPBI, TPCS, TPIPL, TPIPP, TPS, TQM, TQR, TRT, TRUE, TRV, TSC, TSTE, TSTH, TTA, TTB, TTCL, TTW, TURTLE, TVDH, TVH, TVO, TVT, TWPC, UAC, UBE, UBIS, UKEM, UP, UPF, UPOIC, UV, VCOM, VGI, VIBHA, VIH, VL, WACOAL, WGE, WHA, WHAUP, WICE, WINMED, WINNER, XPG, YUASA, ZEN

Companies with Very Good CG Scoring

2S, A5, AAI, AIE, ALUCON, AMR, APURE, ARIN, AS, ASIA, ASIAN, ASIMAR, ASN, AURA, BR, BSBM, BTG, CEN, CGH, CH, CHIC, CI, CIG, CMC, COMAN, CSP, DOD, DPAINT, DV8, EFORL, EKH, ESSO, ESTAR, EVER, FORTH, FSMART, FTI, GEL, GPI, HEALTH, HUMAN, IFS, INSET, IT, J, JCKH, JDF, JKN, JMART, JUBILE, K, KCAR, KGI, KIAT, KISS, KK, KTIS, KWC, KWM, LDC, LEO, LHK, MACO, METCO, MICRO, MK, MVP, NCAP, NOVA, NTSC, PACO, PIN, PQS, PREB, PRI, PRIME, PROEN, PROS, PROUD, PSTC, PTECH, PYLON, RCL, SALEE, SANKO, SCI, SCN, SE, SE-ED, SFLEX, SINGER, SKN, SONIC, SORKON, SPVI, SSP, SST, STANLY, STP, SUPER, SVOA, SWC, TCC, TEKA, TFM, TMILL, TNP, TPLAS, TPOLY, TRC, TRU, TRUBB, TSE, VRANDA, WAVE, WFX, WIJK, WIN, WP, XO

Companies with Good CG Scoring

24CS, AMANAH, AMARC, AMC, APP, ASAP, BCT, BE8, BIG, BIOTEC, BLESS, BSM, BVG, CAZ, CCET, CHARAN, CHAYO, CHOTI, CITY, CMAN, CMR, CRANE, CWT, DHOUSE, DTCENT, EASON, FNS, FTE, GIFT, GJS, GTB, GTV, GYT, HL, HTECH, HYDRO, IIG, INGRS, INSURE, IRCP, ITD, ITNS, JCK, JMT, JR, JSP, KBS, KGEN, KJL, L&E, LEE, MASTER, MBAX, MEB, MENA, META, MGT, MITSIB, MJD, MOSHI, MUD, NATION, NNCL, NPK, NSL, NV, OGC, PAF, PCC, PEACE, PICO, PK, PL, PLANET, PLE, PMTA, PPM, PRAKIT, PRAPAT, PRECHA, PRIN, PSG, RABBIT, READY, RJH, RSP, RWI, S11, SAAM, SAF, SAMCO, SAWAD, SCAP, SCP, SIAM, SKE, SKY, SMART, SMD, SMIT, SOLAR, SPA, STECH, STPI, SVR, TC, TCCC³, TEAM, TFI, TIGER, TITLE, TKC, TMI, TNH, TPA, TPAC, TRITN, UBA, UMI, UMS, UTP, VARO, VPO, W, WARRIX, WORK, WPH, YONG, ZIGA

Corporate Governance Report

The material contained in this publication is for general information only and is not intended as advice on any of the matters discussed herein. Readers and others should perform their own independent analysis as to the accuracy or completeness or legality of such information. The Thai Institute of Directors, its officers, the authors and editor make no representation or warranty as to the accuracy, completeness or legality of any of the information contained herein. By accepting this document, each recipient agrees that the Thai Institute of Directors Association, its officers, the authors and editor shall not have any liability for any information contained in, or for any omission from, this publication.

The survey result is as of the date appearing in the Corporate Governance Report of Thai Listed Companies. As a result, the survey result may be changed after that date. InnovestX Securities Company Limited does not conform nor certify the accuracy of such survey result.

To recognize well performers, the list of companies attaining "Good", "Very Good" and "Excellent" levels of recognition (Not including listed companies qualified in the "no announcement of the results" clause from 1 January 2022 to 31 October 2023) is publicized.

¹OISHI was voluntarily delisted from the Stock Exchange of Thailand, effectively on September 6, 2023

²SFP was voluntarily delisted from the Stock Exchange of Thailand, effectively on July 19, 2023

³TCCC was voluntarily delisted from the Stock Exchange of Thailand effectively on August 25, 2023

Anti-corruption Progress Indicator

Certified (ได้มาตรฐาน)

2S, 7UP, AAI, ADVANC, AF, AH, AI, AIE, AIRA, AJ, AKP, AMA, AMANAH, AMATA, AMATAV, AP, APCS, AS, ASIAN, ASK, ASP, AWC, AYUD, B, BAFS, BAM, BANPU, BAY, BBGI, BBL, BCH, BCP, BCPG, BE8, BEC, BEYOND, BGC, BGRIM, BKI, BLA, BPP, BROOK, BRR, BSBM, BTS, BWG, CEN, CENTEL, CFRESH, CGH, CHEWA, CHOTI, CHOW, CIG, CIMBT, CM, CMC, COM7, CPALL, CPAXT, CPF, CPI, CPL, CPN, CPW, CRC, CSC, DCC, DELTA, DEMCO, DIMET, DOHOME, DRT, DUSIT, EA, EASTW, ECF, EGCO, EP, EPG, ERW, ESTAR, ETC, ETE, FNS, FPI, FPT, FSMART, FTE, GBX, GC, GCAP, GEL, GFPT, GGC, GJS, GPI, GPSC, GSTEEL, GULF, GUNKUL, HANA, HARN, HENG, HMPRO, HTC, ICC, ICHI, IFS, III, ILINK, ILM, INET, INOX, INSURE, INTUCH, IRPC, ITEL, IVL, JAS, JKN, JR, JTS, KASSET, KBANK, KBS, KCAR, KCCAMC, KCE, KGEN, KGI, KKP, KSL, KTB, KTC, L&E, LANNA, LHFG, LHK, LPN, M, MAJOR, MALEE, MATCH, MBAX, MBK, MC, MCOT, META, MFC, MFEC, MILL, MINT, MONO, MOONG, MSC, MST, MTC, MTI, NATION, NCAP, NEP, NKI, NOBLE, NRF, NWR, OCC, OGC, OR, ORI, P, P, PATO, PB, PCSGH, PDG, PDJ, PG, PHOL, PIMO, PK, PL, PLANB, PLANET, PLAT, PM, PPP, PPM, PPS, PR9, PREB, PRG, PRINC, PRM, PROS, PSH, PSL, PSTC, PT, PTECH, PTG, PTT, PTTEP, PTTGC, PYLON, Q-CON, QH, QLT, QTC, RABBIT, RATCH, RML, RS, RWI, S&J, SAAM, SABINA, SAK, SAPPE, SAT, SC, SCC, SCCC, SCG, SCGP, SCM, SCN, SEAOL, SE-ED, SELIC, SENA, SGC, SGP, SIRI, SITHAI, SKR, SMIT, SMK, SMPC, SNC, SNP, SORKON, SPACK, SPALI, SPC, SPI, SPRC, SRICHA, SSF, SSP, SSSC, SST, STA, STGT, STOWER, SUSCO, SVI, SYMC, SYNTec, TAE, TAKUNI, TASCOC, TCAP, TCMC, TFG, TFI, TFMAMA, TGE, TGH, THANI, THCOM, THIP, THRE, THREL, TIDLOR, TIPCO, TISCO, TKS, TKT, TMD, TMILL, TMT, TNITY, TNL, TNP, TNR, TOG, TOP, TOPP, TPA, TPCS, TRT, TRU, TSC, TSI, TSTE, TSTH, TTA, TTB, TTCL, TU, TVDH, TVO, TWPC, UBE, UBIS, UEC, UKEM, UOBKH, UV, VCOM, VGI, VIH, WACOAL, WHA, WHAUP, WICE, WIJK, XO, YUASA, ZEN, ZIGA

Declared (ได้มาตรฐาน)

ACE, ADB, ALT, AMC, ASW, BLAND, BTG, BYD, CAZ, CBG, CV, DEXON, DMT, EKH, FSX, GLOBAL, GREEN, ICN, IHL, ITC, J, JMART, JMT, LEO, LH, MENA, MITSIB, MODERN, NER, NEX, OSP, PEER, PLUS, POLY, PQS, PRIME, PROEN, PRTR, RBF, RT, SA, SANKO, SCB, SENX, SFLEX, SIS, SKE, SM, SVOA, TBN, TEGH, TIPH, TKN, TPAC, TPLAS, TQM, TRUE, W, WPH, XPG

N/A

24CS, 3K-BAT, A, A5, AAV, ABM, ACAP, ACC, ACG, ADD, ADVICE, AEONTS, AFC, AGE, AHC, AIT, AJA, AKR, AKS, ALL, ALLA, ALPHAX, ALUCON, AMARC, AMARIN, AMR, ANAN, ANI, AOT, APCO, APEX, APO, APP, APURE, AQUA, ARIN, ARIP, ARROW, ASAP, ASEFA, ASIA, ASIMAR, ASN, ATP30, AU, AUCTION, AURA, B52, BA, BBIK, BC, BCT, BDMS, BEAUTY, BEM, BGT, BH, BIG, BIOTEC, BIS, BIZ, BJC, BJCHI, BKD, BKGI, BLC, BLESS, BLISS, BM, BOL, BPS, BR, BRI, BROCK, BSM, BSRC, BTNC, BTW, BUI, BVG, CCET, CCP, CEYE, CGD, CH, CHARAN, CHASE, CHAYO, CHG, CHIC, CHO, CI, CITY, CIVIL, CK, CKP, CMAN, CMO, CMR, CNT, COCOCO, COLOR, COMAN, CPANEL, CPH, CPR, CPT, CRANE, CRD, CREDIT, CSP, CSR, CSS, CTW, CWT, D, DCON, DDD, DHOUSE, DITTO, DOD, DPAINT, DTCENT, DTCL, DV8, EASON, ECL, EE, EFORL, EMC, ETL, EURO, EVER, F&D, FANCY, FE, FLOYD, FMT, FN, FORTH, FTI, FVC, GABLE, GENCO, GFC, GIFT, GL, GLAND, GLOCON, GLORY, GRAMMY, GRAND, GSC, GTB, GTV, GYT, HEALTH, HFT, HL, HPT, HTECH, HUMAN, HYDRO, I2, IFEC, IIG, IMH, IND, INGRS, INSET, IP, IRC, IRCP, IT, ITD, ITNS, ITTHI, JAK, JCK, JCKH, JCT, JDF, JPARK, JSP, JUBILE, K, KAMART, KC, KCG, KCM, KDH, KEX, KIAT, KISS, KJL, KK, KKC, KLINIQU, KOOL, KTIS, KTMS, KUMWEL, KUN, KWK, KWII, KWM, KYE, LALIN, LDC, LEE, LIT, LOXLEY, LPH, LST, MANNIN, MASTER, MATI, MCA, M-CHAI, MCS, MDX, MEB, MEGA, METCO, MGC, MGI, MGT, MICRO, MIDA, MJD, MK, ML, MORE, MOSHI, MTW, MUD, MVP, NAM, NAT, NC, NCH, NCL, NDR, NETBAY, NEW, NEWS, NFC, NL, NNCL, NOK, NOVA, NPK, NSL, NTSC, NTV, NUSA, NV, NVD, NYT, OHTL, ONEE, ORN, PACE, PACO, PAF, PANEL, PCC, PEACE, PERM, PF, PHG, PICO, PIN, PJW, PLE, PLT, PMTA, POLAR, PORT, POST, PPM, PRAKIT, PRAPAT, PRECHA, PRI, PRIN, PRO, PROUD, PSG, PSP, PTC, PTL, QTCG, RAM, RCL, READY, RICHY, RJH, ROCK, ROCTEC, ROH, ROJNA, RP, RPC, RPH, RSP, S, S11, SABUY, SAF, SAFARI, SAFE, SALEE, SAM, SAMART, SAMCO, SAMTEL, SAUCE, SAV, SAWAD, SAWANG, SBNEXT, SCAP, SCGD, SCI, SCL, SCP, SDC, SE, SEAFCO, SECURE, SFT, SGF, SHANG, SHR, SIAM, SICT, SIMAT, SINGER, SINO, SISB, SJWD, SK, SKN, SKY, SLM, SLP, SMART, SMD, SMT, SNNP, SO, SOLAR, SONIC, SPA, SPCG, SPG, SPVI, SQ, SR, SRS, SSC, STANLY, STARK, STC, STEC, STECH, STHAI, STI, STP, STPI, SUC, SUN, SUPER, SUTHA, SVR, SVT, SWC, SYNEX, TACC, TAN, TAPAC, TC, TCC, TCJ, TCOAT, TEAM, TEAMG, TEKA, TFM, TGPRO, TH, THAI, THANA, THE, THG, THMUI, TIGER, TITLE, TK, TKC, TLI, TM, TMC, TMI, TMW, TNDT, TNH, TNPC, TOA, TPBI, TPCH, TPIPL, TPIPP, TPL, TPOLY, TPP, TPS, TQR, TR, TRC, TRITN, TRP, TRUBB, TRV, TSE, TTI, TTT, TTW, TURTLE, TVH, TVT, TWP, TWZ, TYCN, UAC, UBA, UMI, UMS, UNIQ, UP, UPF, UPOIC, UREKA, UTP, UVAN, VARO, VIBHA, VL, VNG, VPO, VRANDA, WARRIX, WAVE, WELL, WFX, WGE, WIN, WINDOW, WINMED, WINNER, WORK, WORLD, WP, YGG, YONG, ZAA

Explanations

Companies participating in Thailand's Private Sector Collective Action Coalition Against Corruption programme (Thai CAC) under Thai Institute of Directors (as of November 1, 2023) are categorised into: companies that have declared their intention to join CAC, and companies certified by CAC.