

สวัสดี ตอนเช้า

Market today

May recover some, but overall heading down

The SET is likely to continue to decline after the index fell below support of 1370 which had been expected to hold, causing a negative technical indicator; there is also pressure from the Fed's signal that interest would be kept high. Next supports are at 1360 and 1350; the upper bound is limited at resistances of 1370 and 1380.

Today's highlights

- The Fed's Beige Book showed economic activity expanded slightly in late Feb-early Apr. Most US private companies are concerned a slowdown in inflation could lead to a stall, which would hinder the Fed's rate cut plans. The FedWatch Tool indicates an 84.8% probability that the Fed will keep rates unchanged in Jun and a 46.2% chance of a 25bps-rate cut to 5.00-5.25% in Sep.
- The EIA reported US crude oil stocks rose by 2.7mn bbl last week, above the expected increase of 1.6mn bbl, signalling sluggish oil demand in the market.
- The IMF projects Russia's economy will grow 3.2% this year, significantly higher than the US, UK, France, and Germany, supported by still-strong and stable oil exports and high government spending.
- Morgan Stanley plans to lay off around 50 investment banking roles, 13% of its 400 positions in the Asia-Pacific region this week, with at least 80% being in Hong Kong and China.
- Apple's CEO is considering building a manufacturing plant in Indonesia after meeting with the Indonesian president in Jakarta.
- NESDC expects the Israel-Iran conflict to have a limited impact on Thailand's economy, with any effects arising from volatility in financial markets and higher commodity prices.

Strategy today

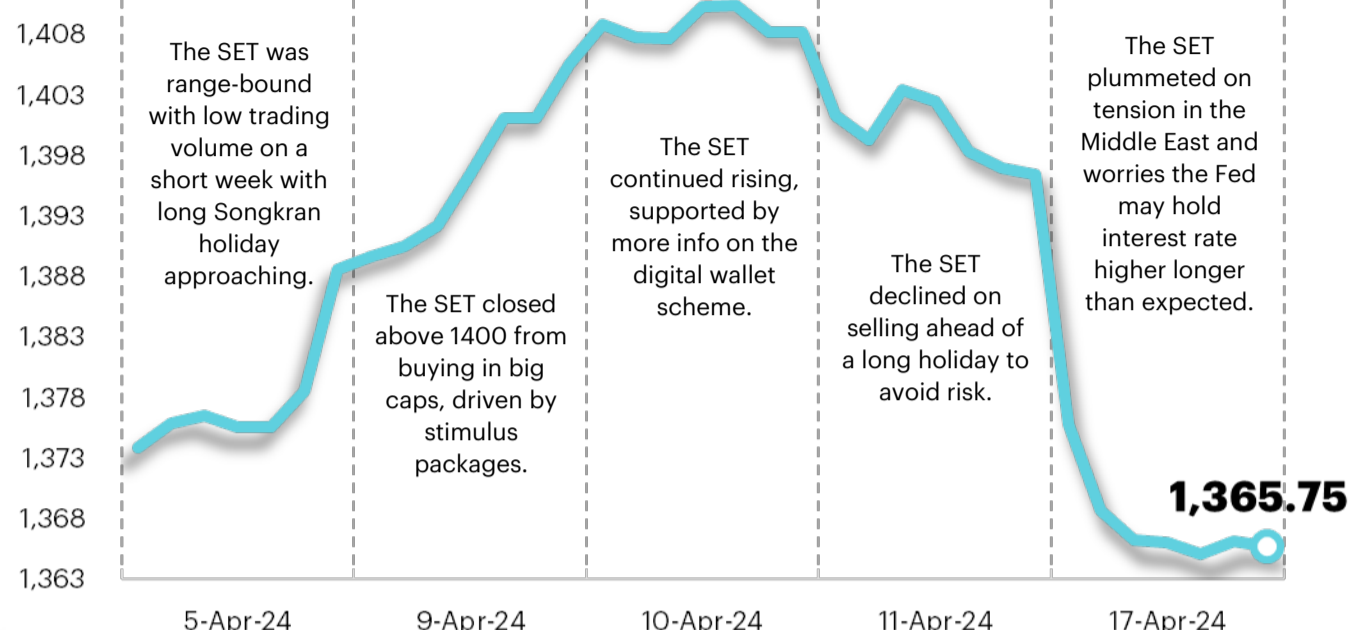
In the short-term the Thai stock market is likely to decline and test 1380 despite domestic catalysts from stimulus and accelerating budget spending. Investment is expected to be pressured by tension in the Middle East after Iran retaliated to Israel's attack that killed high-ranking officers. If the situation escalates, it will push energy prices and inflation up, and the Fed is likely to delay any interest rate cut. The strategy is "Selective Buy".

Daily report

Thursday, April 18, 2024

Support - Resistances

1360/1350 – 1370/1380



Trading today

In the short term the SET is expected to fluctuate in response to tension in the Middle East, which will raise energy prices and inflation, plus the Fed looks likely to delay its interest rate cut. We recommend "Selective Buy" in four main themes:

- 1) Stocks more resistant to fluctuation and risk from the conflict in the Middle East given the uncertainty of Israel's response to Iran's attack. For high-risk-takers, choose the upstream stock PTTEP, which directly benefits from higher oil price and refinery stocks who benefitting from higher inventory gain – BCP and TOP for trading. An escalation into a full-scale war may push oil price up to above US\$100/bbl in the short term as supply from Iran, which has 3-4% of the world's supply, would be affected. In the worst case, the situation may affect oil exports in the Straits of Hormuz, 17% of the world supply. This is negative for oil retailing (lower marketing margin) and aviation (higher cost).
- 2) For risk-averse investors, look for defensive stocks with strong fundamentals whose profit is less exposed to economic fluctuations – healthcare (BCH and BDMS), land transport (BEM), commerce (CPALL and CPAXT) and telecommunication (ADVANC).
- 3) Stocks benefiting from the "digital wallet" – CPALL, CPAXT, BJC, HTC and SNNP.
- 4) Stocks benefiting from a higher season for the tourism industry – AOT, ERW, MINT and CPALL.

Daily top picks

GPSC: In the short term sentiment is boosted by a fall in European natural gas prices and US bond yield. We believe its worst year has passed and pressure will be eased by lower fuel cost and improving profit from power plants, together lifting 2024 core profit to growth of 49%.

CPALL: Our top pick stock benefits from the digital wallet, which will support profit growth from 4Q24; 1Q24 profit is expected to grow the highest of peers YoY, with SSS of the CVS business poised to grow strongly in 2Q24 from increasing tourists and hot weather.



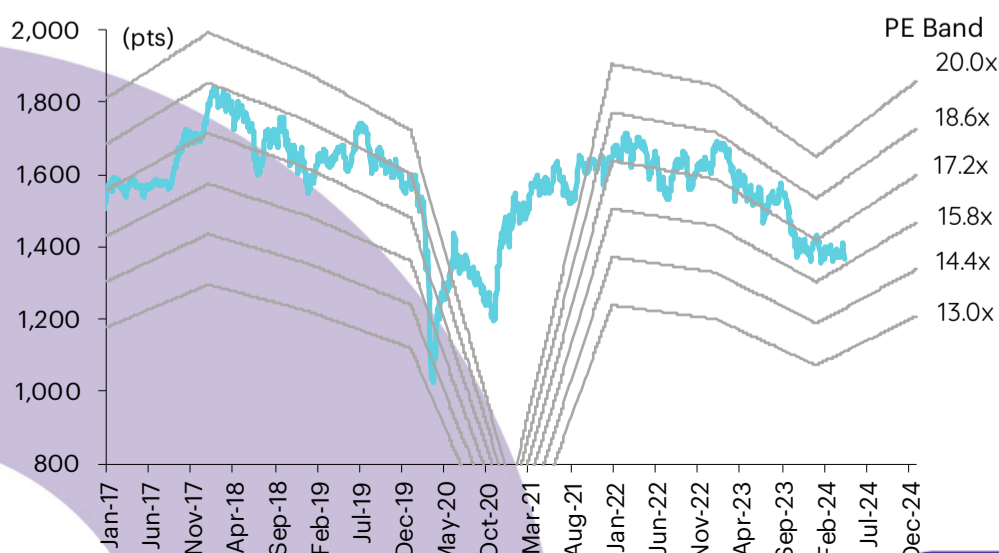
Today's reports

SCC – Preview 1Q24F: Earnings to be up QoQ
TISCO – 1Q24: Sluggish, as expected

What to watch

Date	Event
17 Apr	Economic release: JP – Trade balance for Mar EU – Final CPI for Mar US – Crude oil inventories Event: IMF meetings, World Bank meetings
18 Apr	Economic release: US – Unemployment claims Event: IMF meetings, World Bank meetings
19 Apr	Economic release: JP – National core CPI for Mar Event: IMF meetings, World Bank meetings

SET Index movement



Daily report Thursday, April 18, 2024

SET Index series

Index	17 Apr (pts)	Chg (pts)	Chg (%)	Value (Btmn)
SET	1,366.94	(29.44)	(2.11)	62,382.11
SET50	839.55	(19.84)	(2.31)	43,589.61
SET100	1,858.13	(44.37)	(2.33)	50,670.96
sSET	870.64	(16.89)	(1.90)	3,374.58
SETCLMV	819.12	(14.33)	(1.72)	24,805.01
SETHD	1,077.39	(18.36)	(1.68)	16,695.72
SETESG	889.73	(19.62)	(2.16)	45,351.72
SETWB	807.25	(20.30)	(2.45)	14,350.90
mai	389.88	(10.20)	(2.55)	1,139.29

Trading summary by investor type

(Btmn)	17 Apr	WTD	MTD	YTD
Foreign				
Net	(6,395)	(6,395)	3,368	(65,958)
Breakdown (%)	57.19	57.19	51.46	53.77
Institution				
Net	(624)	(624)	(5,489)	(11,662)
Breakdown (%)	7.61	7.61	10.11	9.25
PropTrade				
Net	217	217	1,044	(1,849)
Breakdown (%)	5.75	5.75	6.27	6.90
Individual				
Net	6,802	6,802	1,077	79,469
Breakdown (%)	29.45	29.45	32.16	30.08

S50 futures trading by foreign investors

(Contract)	17-Apr	WTD	MTD	YTD
Foreign	(94,931)	(94,931)	(52,630)	(46,703)
Institution	18,838	18,838	11,307	7,229
Customer	76,093	76,093	41,323	39,474

Bond trading by foreign investors

(Btmn)	17-Apr	WTD	MTD	YTD
Buy	2,742	2,742	21,099	239,262
Sell	6,252	6,252	49,472	296,212
Net	(3,510)	(3,510)	(28,372)	(56,951)

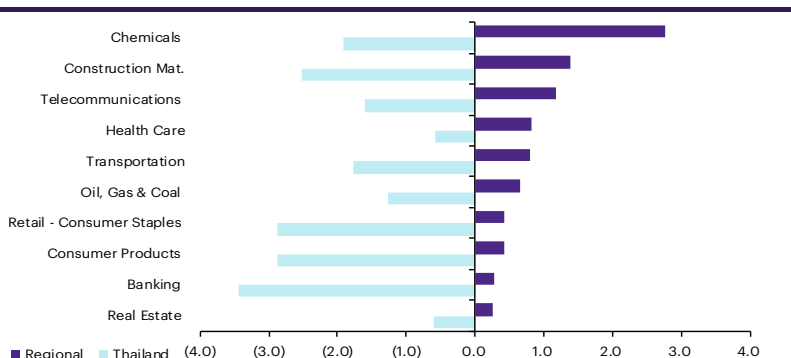
Market update

Global market movement

	17-Apr	Index	Chg (pts)	Performance (%)				PE (x)		EPS gth (%)		PBV (x)		ROE (%)	
				1D	WTD	MTD	YTD	24F	25F	24F	25F	24F	25F	24F	25F
S&P 500		5,022	(29.20)	(0.6)	(2.0)	(4.4)	5.3	21.0	18.3	8.1	14.7	4.1	3.7	18.6	19.0
Euro Stoxx 600		499	0.31	0.1	(1.3)	(2.8)	4.1	13.6	12.8	(2.2)	6.2	1.9	1.8	12.8	13.2
Japan		37,962	(509.40)	(1.3)	(4.0)	(6.0)	13.4	19.7	19.8	49.6	(0.6)	2.1	1.9	9.3	9.7
Hang Seng		16,252	2.87	0.0	(2.8)	(1.8)	(4.7)	8.1	7.4	10.8	8.5	0.9	0.8	10.5	10.4
MSCI Asia x J		634	0.00	0.0	(3.0)	(3.2)	(1.2)	13.0	11.2	20.9	16.3	1.4	1.3	10.8	11.5
Philippines		6,450	45.07	0.7	(3.1)	(6.6)	0.0	10.9	9.9	18.4	10.0	1.4	1.2	12.4	12.4
Indonesia		7,131	(33.97)	(0.5)	(2.1)	(2.2)	(2.0)	13.9	11.0	32.9	26.2	2.0	1.8	14.2	14.1
Malaysia		1,540	5.42	0.4	(0.7)	0.3	5.9	13.8	12.9	1.0	7.2	1.3	1.2	9.5	9.6
Thailand		1,367	(29.44)	(2.1)	(2.1)	(0.8)	(3.5)	14.5	13.1	14.0	11.2	1.3	1.2	9.0	9.6
Asean 4 - simple avg.				(0.4)	(2.0)	(2.3)	0.1	13.3	11.7	16.6	13.7	1.5	1.4	11.3	11.4
China		3,071	64.31	2.1	1.7	1.0	3.2	11.2	10.9	23.4	2.1	1.3	1.2	10.2	10.8
India		72,944	0.00	0.0	(1.8)	(1.0)	1.0	20.7	19.3	25.2	7.3	3.2	2.9	15.2	15.1
Singapore		3,155	9.93	0.3	(1.9)	(2.2)	(2.6)	10.4	9.9	2.4	5.3	1.0	1.0	9.9	9.9
Taiwan		20,213	311.37	1.6	(2.5)	(0.4)	12.7	18.4	15.5	29.0	18.1	2.5	2.3	13.4	14.8
Korea		2,584	(25.45)	(1.0)	(3.6)	(5.9)	(2.7)	10.2	8.6	64.4	19.0	0.9	0.8	8.2	9.4
Others				0.6	(1.6)	(1.7)	2.3	14.2	12.9	28.9	10.4	1.8	1.6	11.4	12.0

Regional sector movement

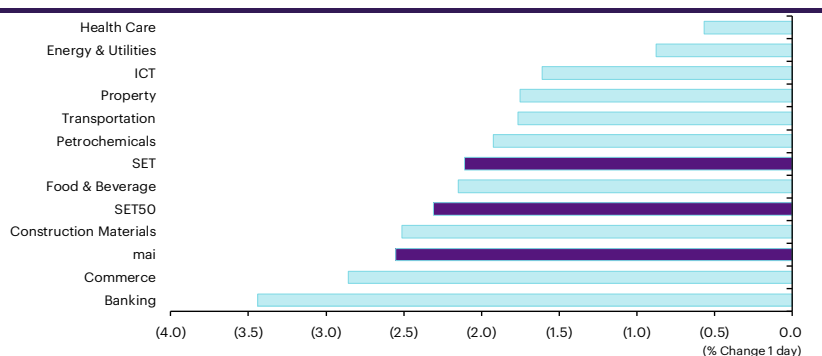
	Price performance (%) *			
	17-Apr	WoW	MoM	YTD
Banking	0.28	(2.00)	(2.19)	1.41
Chemicals	2.76	(3.82)	(2.25)	(9.71)
Construction Mat.	1.38	(3.06)	(3.43)	(3.45)
Consumer Products	0.42	(3.33)	(4.08)	(9.54)
Health Care	0.83	(2.47)	(4.75)	(8.88)
Oil, Gas & Coal	0.65	(1.37)	(1.75)	(2.09)
Real Estate	0.26	(3.23)	(3.89)	(5.66)
Retail - Consumer Staples	0.42	(3.33)	(4.08)	(9.54)
Telecommunications	1.18	(3.40)	(6.48)	(7.71)
Transportation	0.81	(2.50)	(2.52)	(5.24)



* Regional sector price performances (%) are based on US\$ and Thai sector price performances (%) are based on baht

Thailand sector movement

	Price performance (%)			
	17-Apr	WoW	MTD	YTD
Banking	(3.44)	(2.82)	(1.82)	(4.55)
Commerce	(2.86)	(3.39)	(0.76)	(2.43)
Construction Materials	(2.51)	(2.95)	(0.69)	(12.01)
Energy & Utilities	(0.88)	(1.79)	0.53	(2.06)
Food & Beverage	(2.15)	(2.85)	(1.58)	(6.64)
Health Care	(0.57)	(1.81)	(1.74)	(2.23)
ICT	(1.61)	(2.09)	(0.89)	0.50
Petrochemicals	(1.92)	(2.12)	3.84	(1.27)
Property	(1.75)	(2.80)	(0.31)	(3.08)
Transportation	(1.76)	(2.38)	0.35	5.52
SET	(2.11)	(2.93)	(0.80)	(3.45)
SET50	(2.31)	(3.31)	(0.58)	(4.08)
MAI	(2.55)	(2.94)	(5.30)	(5.28)



10 Most active stocks by value

Stock	Price (Bt)	Value (Btmn)	Chg (%)
PTTEP	164.00	4,414.27	3.80
CPALL	55.00	3,822.71	(3.51)
SCB	106.00	2,836.32	(8.23)
DELTA	71.50	1,752.52	(6.23)
ADVANC	199.50	1,735.46	(1.24)
KTB	16.20	1,747.66	(5.26)
KBANK	125.00	1,635.01	(1.19)
BDMS	27.75	1,640.15	-
AOT	65.50	1,555.78	(1.87)
BBL	143.50	1,391.01	(0.69)

Top 10 gainers

Stock	Price (Bt)	Value (Btmn)	Chg (%)
MNIT2	5.90	0.00	19.92
3K-BAT	35.00	0.03	15.70
GRAND	0.15	0.12	7.14
WAVE	0.15	0.59	7.14
ICC	53.00	0.38	6.53
GGC	8.10	0.03	5.88
MNIT	2.20	0.00	5.77
SABUY	2.72	627.16	5.43
PTTEP	164.00	4,124.35	3.80
GLAND	1.68	0.00	3.70

Top 10 losers

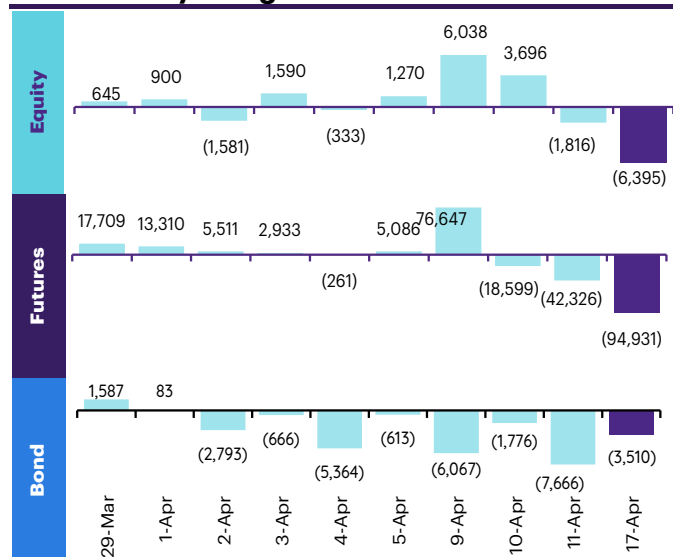
Stock	Price (Bt)	Value (Btmn)	Chg (%)
TWZ	0.03	1.07	(25.00)
NATION	0.03	0.01	(25.00)
TGPRO	0.11	0.22	(15.38)
SIRIP	7.20	0.00	(10.00)
TRUBB	1.39	12.96	(8.55)
FORTH	16.10	85.71	(8.52)
JTS	52.50	60.36	(8.30)
SCB	106.00	2,835.00	(8.23)
CV	0.48	13.00	(7.69)
PEACE	2.92	0.22	(7.59)

Fund flow monitor

Regional foreign fund flows to equity

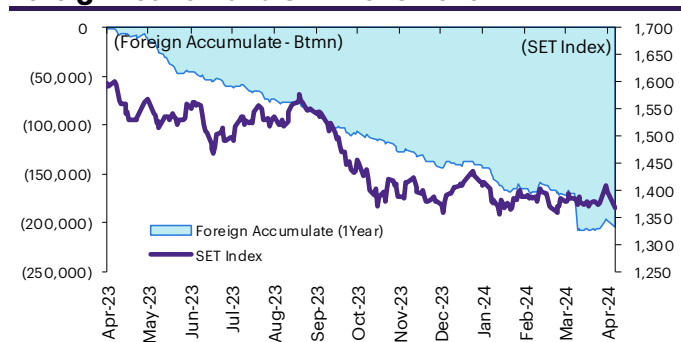
(US\$ Mn)	Thailand	Indonesia	Philippines	Malaysia	Vietnam	India	Taiwan	South Korea	Japan
Daily									
17-Apr-24	(174)	(29)	(9)		(39)		(640)	(142)	
16-Apr-24		(152)	(21)	(103)	2		(1,335)	(306)	
15-Apr-24			(5)	(111)	(51)	(388)	(963)	(221)	
12-Apr-24			(10)	(44)	(29)	(952)	(231)	(7)	
11-Apr-24	(50)		(4)		2		(296)	759	
Weekly									
WTD	(174)	(181)	(35)	(213)	(87)	(388)	(2,939)	(668)	11,637
12-Apr-24	217	0	(30)	(78)	(47)	459	(423)	1,006	0
5-Apr-24	51	(584)	(9)	(71)	(88)	(92)	(162)	1,141	11,637
29-Mar-24	(3)	(125)	(42)	(92)	(190)	387	(1,853)	1,540	(2,915)
22-Mar-24	(1,046)	136	9	(66)	(128)	(872)	(1,445)	2,613	(5,887)
Monthly									
MTD	94	(765)	(75)	(363)	(222)	(20)	(3,524)	1,479	11,637
Mar-24	(1,145)	506	(46)	(609)	(456)	4,016	(93)	3,816	(14,157)
Feb-24	82	646	129	277	(113)	483	3,390	6,120	7,415
Jan-24	(870)	534	80	145	7	(3,141)	1,433	2,254	17,148
YTD	(1,840)	921	88	(549)	(784)	1,339	1,205	13,668	22,042

Thailand daily foreign net flows

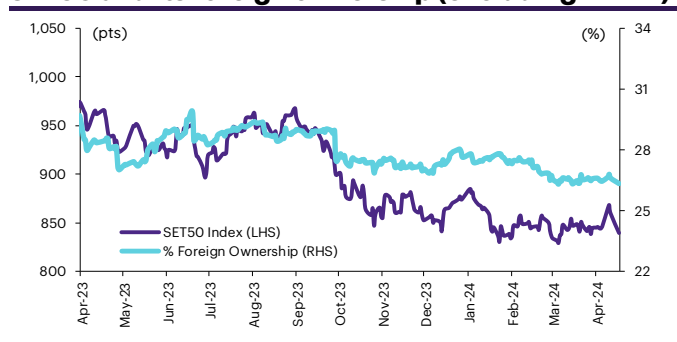


	Equity (Btmn)	SET50 futures (Contract)	Bond (Btmn)*	Bond (Btmn)
Daily				
17-Apr-24	(6,395)	(94,931)	(15,882)	(3,510)
Weekly				
WTD	(6,395)	(94,931)	(15,882)	(3,510)
12-Apr-24	7,918	15,722	2,833	(15,509)
5-Apr-24	1,846	26,579	4,474	(9,353)
29-Mar-24	(113)	(8,097)	(1,356)	15,201
22-Mar-24	(37,762)	29,812	5,095	(15,492)
Monthly				
MTD	3,368	(52,630)	(8,574)	(28,372)
Mar-24	(41,314)	102,406	17,387	(9,018)
Feb-24	2,862	(3,311)	(487)	(15,327)
Jan-24	(30,874)	(93,168)	(15,963)	(4,233)
Quarterly				
QTD	3,368	(52,630)	(8,574)	(28,372)
1Q24	(69,326)	5,927	937	(28,578)
4Q23	(35,319)	73,626	13,162	21,611
3Q23	(50,031)	(123,844)	(22,416)	(26,109)
2Q23	(50,263)	(85,648)	(15,901)	(7,364)
YTD				
2023	(192,490)	(243,096)	(47,380)	10,930
2022	202,694	83,560	18,220	213,107

Foreign net flow and SET movement



SET50 and its foreign ownership (excluding NVDR)



Foreign buy/sell activity monitor

Most foreign holding value change

	Fgn hld (%)	Δ Fgn (M.shares)	Buy* (Btmn)
AOT	8.57	3.38	221
TOP	18.15	2.93	172
BBL	27.01	1.10	158
PTT	8.51	3.28	114
TISCO	38.00	0.97	96
MINT	31.20	2.56	81
SCC	10.09	0.32	80
AWC	11.51	15.21	67
KKP	9.75	1.00	51
PTTEP	13.66	0.27	45

	Fgn hld (%)	Δ Fgn (M.shares)	Sell* (Btmn)
CPALL	26.89	(7.16)	(394)
ADVANC	36.92	(1.04)	(208)
CPALL	26.89	(7.16)	(394)
BH	32.30	(0.34)	(76)
RCL	5.87	(4.42)	(75)
KBANK	42.10	(0.52)	(64)
TASCO	36.26	(3.59)	(57)
TU	23.10	(3.81)	(55)
HMPRO	13.04	(4.11)	(43)
STA	15.03	(2.27)	(43)

Top-5 NVDR net buy/sell

	Buy* (Btmn)	Sell* (Btmn)
PTTEP	928	(827)
CPALL	218	(581)
MINT	183	(483)
TRUE	71	(357)
TOP	69	(300)
GPSC	60	(288)
TU	39	(280)
PSP	19	(258)
AH	16	(221)
PTTGC	15	(179)

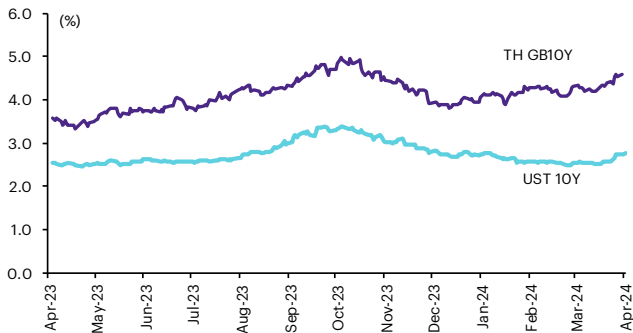
* InnovestX Research estimates

Multi-asset price update

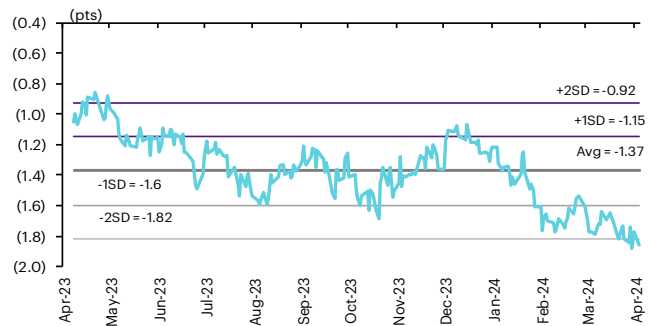
Key indicator update

	Close	17-Apr	WoW	MoM	YoY	YTD
Financial market condition						
VIX Index	18.21	(1.03)	15.25	27.08	8.20	46.27
Europe CDS (bps)	61.492	(0.45)	6.45	8.74	(19.23)	2.91
LIBOR OIS Spread (bps)	0	0.00	0.00	0.00	(18.76)	0.00
TED Spread (bps)	0.1871	(4.10)	2.28	(1.74)	0.67	(7.36)
Exchange rate						
Dollar Index	105.92	(0.43)	0.69	2.26	4.13	4.48
USD/THB	36.70	0.29	0.43	2.10	7.09	6.78
EUR/USD	1.07	0.49	(0.69)	(1.88)	(2.72)	(3.33)
USD/JPY	154.32	(0.22)	0.81	3.50	15.11	9.45
Bond: (Change in basis points)						
TH Gov Bond 2Y	2.38%	5.12	14.18	23.94	51.93	3.77
TH Gov Bond 10Y	2.77%	2.23	10.50	22.88	23.88	7.26
US Gov Bond 2Y	4.94%	(4.85)	(1.12)	21.52	73.76	68.05
US Gov Bond 10Y	4.60%	(7.19)	5.81	27.74	101.82	71.11
Commodities						
CRB Index	545.04	(0.50)	(0.84)	1.57	(1.56)	6.80
Gold (US\$/oz)	2,360.60	(0.93)	1.20	9.20	17.75	14.44
Gross Refining Margin (US\$/bbl)	4.41	20.49	20.49	(35.24)	70.27	(29.89)
Dubai Crude (US\$/bbl)	89.91	(0.05)	(0.24)	(6.44)	5.78	16.27
NYMEX Crude (US\$/bbl)	82.69	(3.13)	(4.08)	(0.04)	2.26	70.71
Baltic Dry Index (pts)	1,844.00	3.65	16.19	(23.77)	34.80	(11.94)

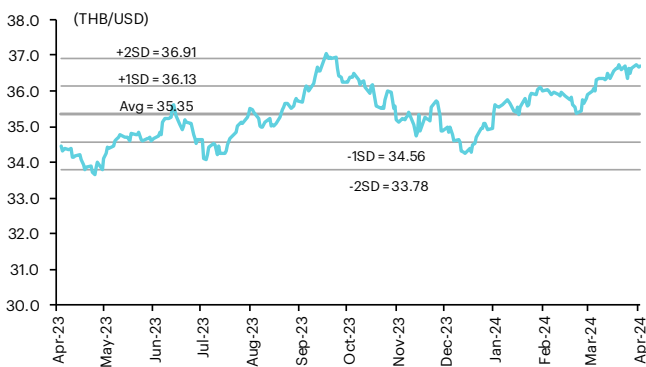
Thai and US 10-year government bond yield



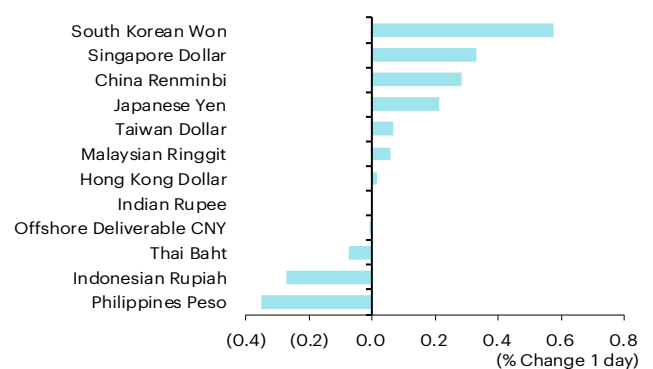
Thai and US 10-year government bond spread



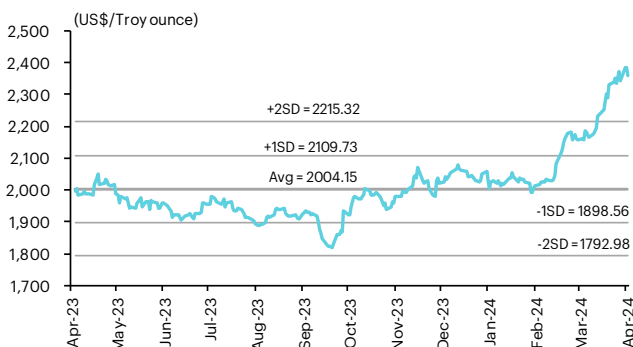
THB/USD exchange rate



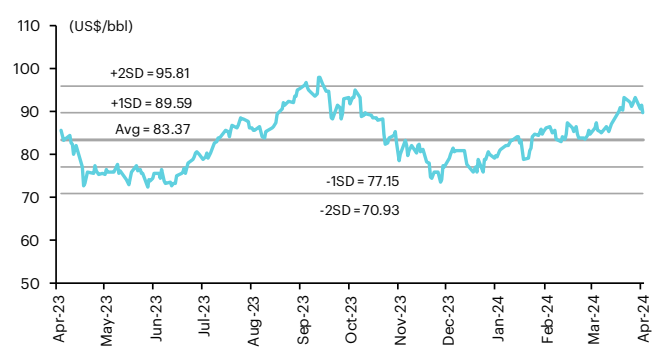
Regional foreign exchange rate spot return



Gold



Brent crude



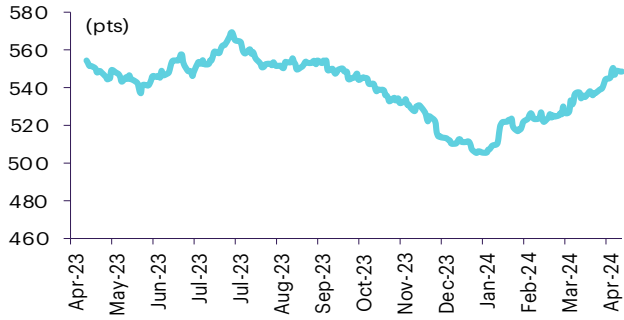
Commodities daily price update

	As of 16-Apr-24	-1W %	Avg. Price QTD in 1Q24	% QoQ	% YoY	Avg. Price in '23	% YoY	Avg. Price in '24	% YoY	Update
CRB Index	547.79	0.7	524.85	(1.3)	(4.9)	546.31	(7.81)	524.85	(3.9)	Daily
Energy Prices										
Crude Oil - Dubai (US\$/bbl)	90.18	(1.7)	82.90	(1.2)	4.3	81.93	(15.62)	82.90	1.2	Daily
Brent Crude (US\$/bbl)	91.32	(2.1)	84.30	0.1	3.8	82.60	(18.40)	84.30	2.1	Daily
West Texas Int. Cushing (US\$/bbl)	85.36	(1.8)	78.33	(0.2)	(3.5)	77.59	(17.93)	78.33	1.0	Daily
Crude Oil - Asia-Pacific Tapis Oil Spot (US\$/bbl)	96.16	(1.2)	87.80	(1.5)	8.1	86.52	(19.56)	87.80	1.5	Daily
Natural Gas Henry Hub (US\$/mmBTU)	1.68	(6.2)	2.05	(27.7)	(38.6)	3.10	(21.05)	2.05	(33.7)	Daily
Coal Price NEX (US\$/MT)	128.46	(1.4)	129.32	(5.2)	(51.3)	178.13	(51.19)	129.32	(27.4)	Friday
Oil Product Prices and Gross Refinery Margin										
Gas Oil 500 ppm Sulfer Singapore (US\$/bbl)	102.96	(2.4)	101.67	(2.9)	(3.8)	103.11	(21.20)	101.67	(1.4)	Daily
Gas Oil - Dubai (US\$/bbl)	12.78	(7.1)	18.78	(9.9)	(28.4)	21.18	(37.25)	18.78	(11.4)	Daily
Gasoline, 92 RON Spot (US\$/bbl)	102.96	0.1	101.67	(2.9)	(3.8)	103.11	(21.20)	101.67	(1.4)	Daily
Gasoline - Dubai (US\$/bbl)	12.78	14.3	18.78	(9.9)	(28.4)	21.18	(37.25)	18.78	(11.4)	Daily
Fuel Oil 180 Singapore Spot (US\$/bbl)	79.58	2.2	71.08	(32.1)	13.4	70.05	(12.98)	71.08	1.5	Daily
Fuel Oil - Dubai (US\$/bbl)	(10.60)	(23.3)	(11.82)	(8.3)	(29.8)	-11.88	(28.43)	(11.82)	(0.5)	Daily
Jet Kerosene - Spot Price (US\$/bbl)	104.91	(2.8)	103.01	(4.5)	(4.1)	105.01	(16.72)	103.01	(1.9)	Daily
Jet Kerosene - Dubai (US\$/bbl)	14.73	(9.4)	20.11	(16.4)	(27.8)	23.08	(20.38)	20.11	(12.9)	Daily
SG Refinery Margin (US\$/bbl)	3.66	0.3	5.47	(42.7)	(33.7)	6.86	95.65	6.78	-1.0522	Daily
Olefins Product Prices and Spread										
Ethylene, FOB Japan Spot (US\$/MT)	900	0.0	892	(3.6)	3.7	835	(16.61)	892	6.8	Tuesday
Ethylene Spread (US\$/MT)	194	(6.3)	203	319.8	27.0	181	(14.77)	203	12.4	Daily
Propylene (Olefins), FOB Japan Spot (US\$/MT)	835	0.0	824	0.0	(10.7)	848	(14.27)	824	(2.8)	Tuesday
Propylene Spread (US\$/MT)	129	(9.2)	136	(17.6)	(39.3)	195	(3.11)	136	(30.2)	Daily
Naphtha - Singapore Spot FOB (US\$/MT)	707	1.9	688	4.5	(1.6)	654	(17.11)	688	5.3	Daily
Polyolefins Prices and Spread										
Polye HDPE SE Asia (US\$/MT)	1,040	0.0	1,024	9.5	(4.4)	1,033	(12.49)	1,024	(0.9)	Tuesday
HDPE-Naphtha Spread (US\$/MT)	334	(3.8)	335	218.1	(9.7)	379	(3.18)	335	(11.5)	Daily
Polye LDPE-Film, CFR SE Asia Spot (US\$/MT)	1,140	0.0	1,101	7.7	(4.3)	1,053	(26.77)	1,101	4.6	Tuesday
LDPE-Naphtha Spread (US\$/MT)	434	(2.9)	412	173.2	(8.4)	399	(38.51)	412	3.3	Daily
PP Film, Spot South East Asia (US\$/MT)	1,010	0.0	993	3.4	(7.2)	999	(14.92)	993	(0.6)	Tuesday
PP Spread (US\$/MT)	304	(4.1)	304	1.0	(17.7)	345	(10.45)	304	(11.8)	Daily
MEG Prices and Spread										
MEG, CFR South East Asia (US\$/MT)	530	(0.9)	546	11.0	4.0	500	(14.40)	546	9.1	Tuesday
MEG Spread (US\$/MT)	-28	21.7	-7	(82.0)	(12.9)	-17	(52.64)	-7	n.m.	Tuesday
Aromatics Product Prices and Spread										
Paraxylene, FOB USG Spot (US\$/MT)	1,120	(0.9)	1,100	(63.3)	0.1	1,103	(12.51)	1,100	(0.3)	Tuesday
Paraxylene Spread (US\$/MT)	359	0.8	400	5.3	(6.4)	411	(7.19)	400	(2.7)	Tuesday
Paraxylene - 92 RON Spread (US\$/MT)	242	(4.2)	233	19.3	18.0	224	54.61	233	4.2	Daily
Toluene, FOB Korea Spot (US\$/MT)	945	(0.5)	893	3.2	2.0	892	(7.35)	893	0.1	Tuesday
Benzene, CFR Japan Spot (US\$/MT)	1,080	(1.8)	1,025	11.2	8.1	918	(13.13)	1,025	11.7	Tuesday
Benzene Spread (US\$/MT)	456	(6.4)	414	23.5	23.3	344	(6.34)	414	20.4	Daily
Benzene - 92 RON Spread (US\$/MT)	202	(9.3)	158	450.3	239.0	38	(164.71)	158	311.2	Daily
Condensate (US\$/MT)	761	(1.6)	700	(1.1)	4.2	692	(15.39)	700	1.2	Daily
PTA Prices and Spread										
PTA, CFR South East Asia (US\$/MT)	800	(0.6)	786	1.0	(2.1)	802	(9.43)	786	(1.9)	Tuesday
PTA Spread (US\$/MT)	50	3.5	49	(0.5)	(26.6)	62	55.13	49	(21.8)	Tuesday
PVC Prices and Spread										
PVC, CFR South East Asia (US\$/MT)	800	(1.2)	787	(0.7)	(12.5)	844	(26.72)	787	(30.8)	Tuesday
Ethylene Spread (US\$/MT)	607	0.5	584	(2.1)	(21.0)	663	(29.41)	584	(12.0)	Tuesday
Ethylene Dichloride CFR Far East Asia (US\$/MT)	325	0.0	343	17.0	18.0	293	(45.94)	343	16.8	Tuesday
Metal										
Gold (US\$/Troy Ounce)	2,383	2.3	2,114	6.8	11.8	1,943	7.82	2,114	8.8	Daily
LME Copper 3 Month Rolling Forward (US\$/MT)	9,568	2.4	8,669	5.0	(3.2)	8,526	(3.17)	8,669	1.7	Daily
Silver Future (US\$/Troy Ounce)	28	2.1	24	1.6	7.5	24	n.a.	24	(0.2)	Daily
China Composite Steel Prices (CNY/MT)	4,003	1.2	4,181	(0.7)	(7.1)	4,259	(10.71)	4,181	(1.8)	Daily
Agriculture Prices										
Malaysian Crude Palm Oil Spot Price(MYR/MT)	4,308	(4.5)	4,070	10.6	1.4	3,834	(25.34)	4,070	6.1	Daily
SGX Ribbed Smoked Sheet 3 (RSS3) Futures (US\$/KG.)	265	6.9	219	31.7	36.0	159	(13.70)	219	38.3	Daily
Sugar #11 (US\$/LB)	20	(9.5)	22	(8.3)	23.4	21	29.50	22	0.8	Daily
Freight Rate										
Baltic Freight Index: BDIY	1,779	9.3	1,806	(11.4)	77.3	1,394	(27.83)	1,806	29.6	Daily
Baltic Supramax Index: BSI58	1,280	1.5	1,198	(7.3)	29.3	1,030	(48.65)	1,198	16.3	Daily

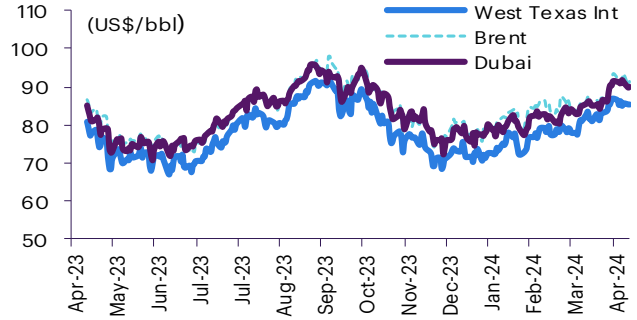
Source: Bloomberg Financial L.P., TQ Professional, BANPU, BOT, InnovestX Research

Commodities daily chart update

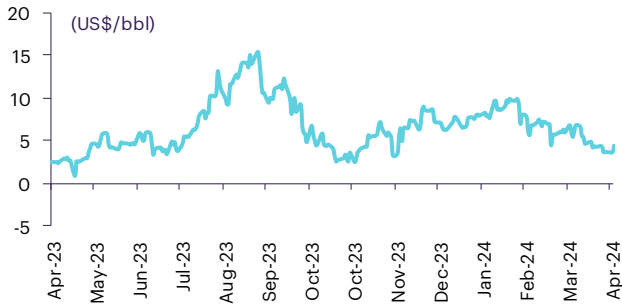
CRB US Spot All Commodities Price Index



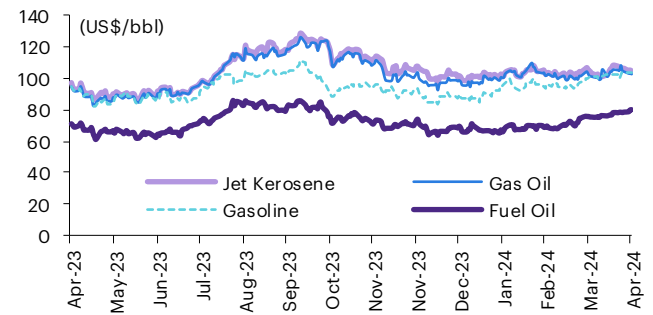
Crude prices



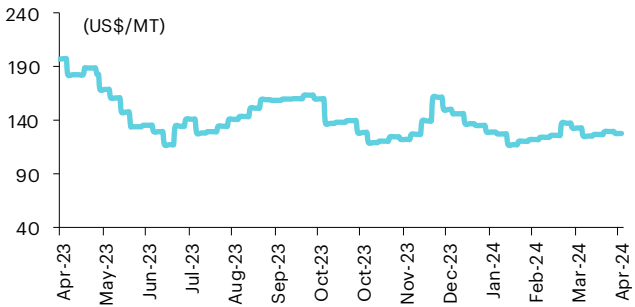
SG Dubai Hydrocracking Refinery Margin



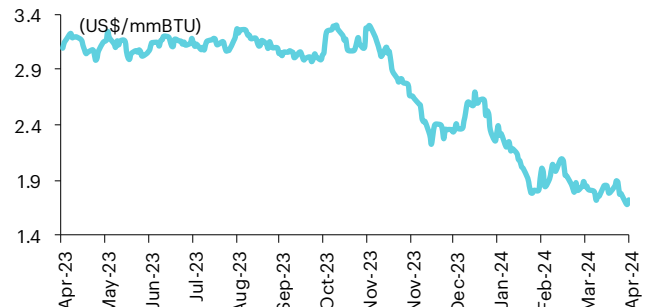
Oil product prices



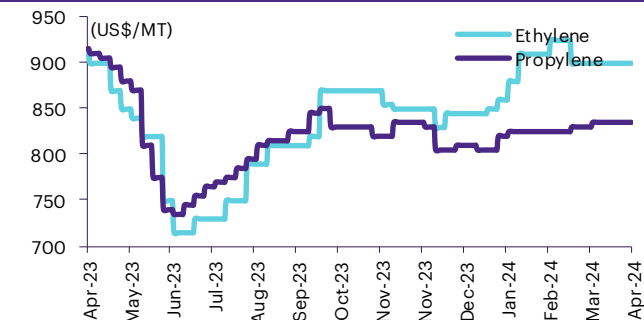
Coal price (NEX)



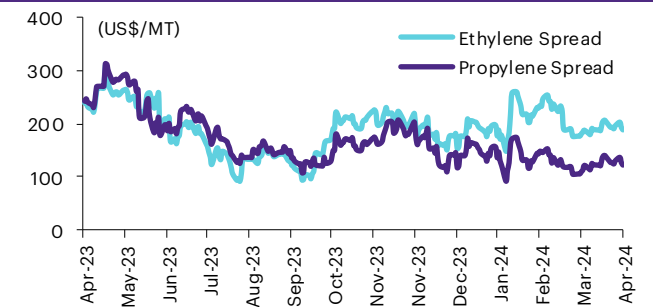
Natural gas prices (Henry hub)



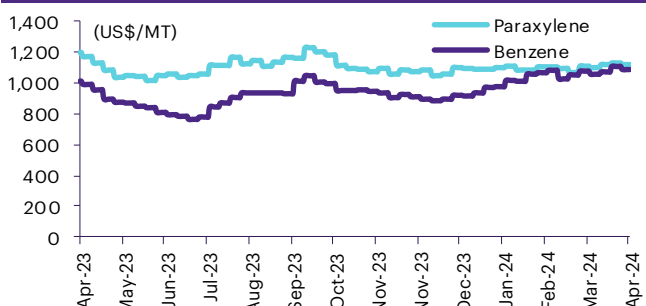
Olefins prices



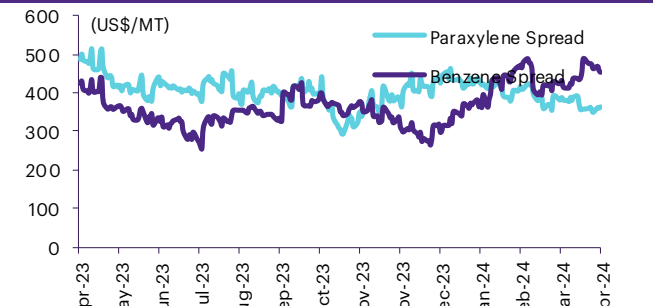
Olefins spreads



Aromatics prices

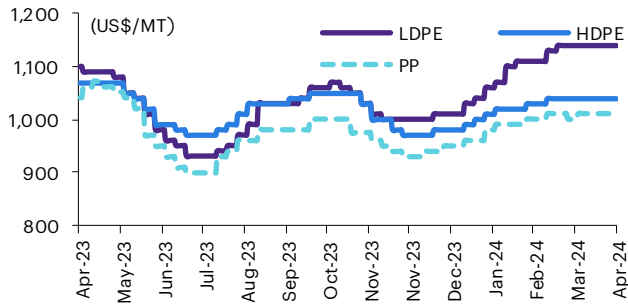


Aromatics spreads

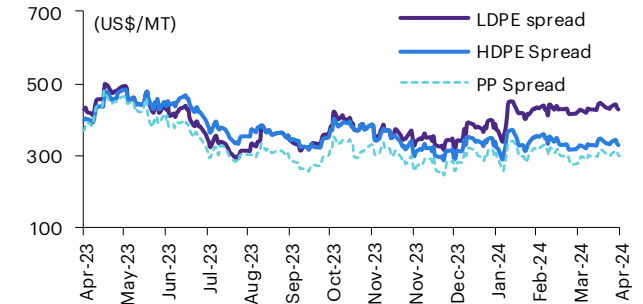


Commodities daily chart update

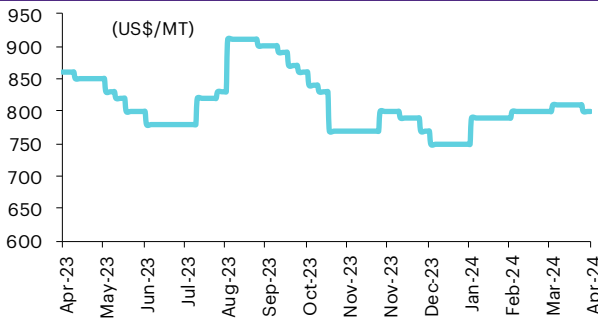
Polyolefins prices



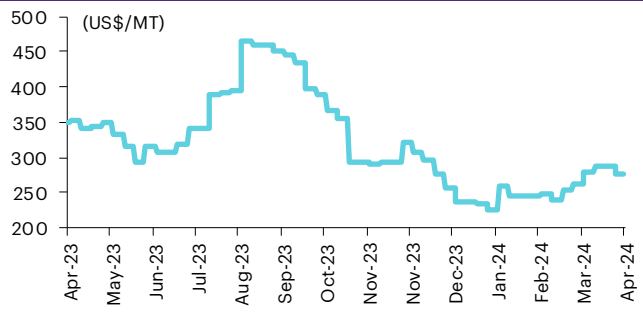
Polyolefins-Naphtha spreads



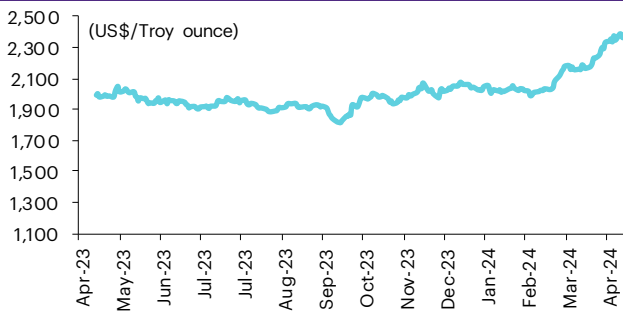
PVC price



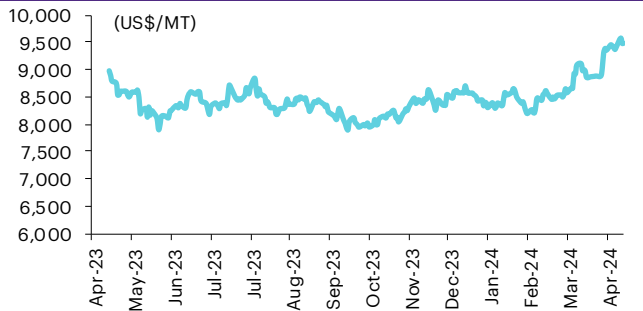
PVC spread



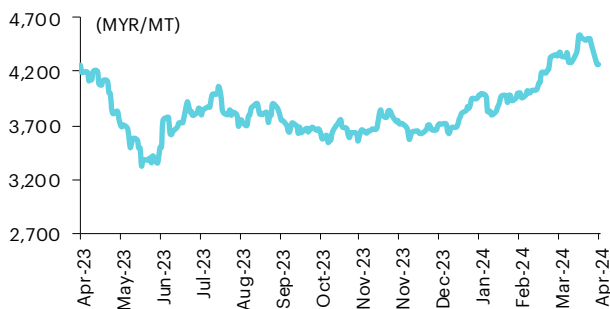
Gold price



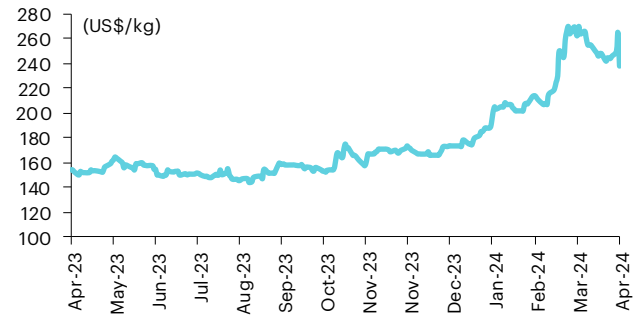
LME copper price



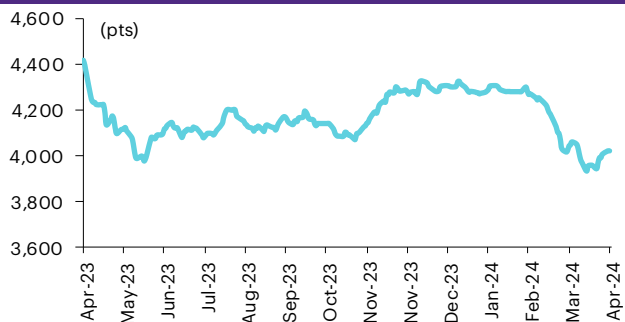
Malaysian crude palm oil price



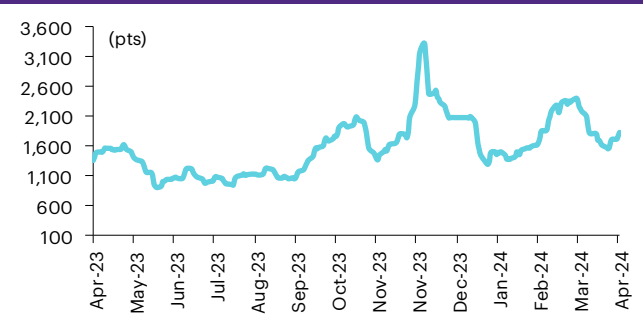
Rubber price (RSS3) futures



Steel price index



Baltic freight index



Source: Bloomberg Financial L.P., TQ Professional, BANPU, BOT, InnovestX Research

Short sales

	Volume (Shares)	Turnover (Bt)	Average price (Bt)	Last price 17-Apr-24	Gap between last close and short	Short sale volume comparing with main board
EA-R	11,963,600	398,597,950	33.32	33.50	(0.54)	35.07
WP	8,200	34,944	4.26	4.28	(0.43)	33.88
KTC-R	2,293,900	100,854,125	43.97	44.25	(0.64)	29.39
DCC-R	1,565,500	2,866,073	1.83	1.82	0.59	29.30
COM7-R	3,641,300	66,899,270	18.37	18.30	0.40	27.97
ASW	29,300	235,865	8.05	8.10	(0.62)	26.73
DELTA-R	6,348,700	457,763,825	72.10	71.50	0.84	26.17
SCC-R	610,800	154,139,500	252.36	251.00	0.54	24.85
SGP-R	281,700	2,147,010	7.62	7.80	(2.29)	24.79
EGCO-R	286,200	32,248,300	112.68	113.00	(0.29)	24.01
CBG-R	675,000	42,289,100	62.65	62.25	0.64	23.64
LANNA	197,600	2,731,400	13.82	13.70	0.90	23.14
GLOBAL-R	1,616,200	26,273,590	16.26	16.20	0.35	21.07
MTC	3,844,200	162,333,100	42.23	43.50	(2.92)	20.79
RATCH	494,200	13,886,825	28.10	28.00	0.36	20.73
PSL-R	1,042,000	8,196,835	7.87	7.90	(0.42)	19.92
BEM-R	10,892,800	89,044,190	8.17	8.20	(0.31)	19.82
GUNKUL	7,173,400	18,840,156	2.63	2.60	1.02	19.43
DOHOME-R	1,099,800	12,089,330	10.99	11.00	(0.07)	19.21
THG	151,100	6,003,325	39.73	40.00	(0.67)	19.16
CPALL-R	12,687,700	696,818,900	54.92	55.00	(0.14)	18.43
TASCO	997,700	15,806,900	15.84	15.80	0.27	18.36
EKH	164,400	1,233,310	7.50	7.45	0.70	17.33
RCL-R	1,452,700	25,133,490	17.30	16.90	2.37	17.28
KCE-R	2,272,900	87,237,725	38.38	38.25	0.34	16.97
GULF-R	3,478,000	146,038,975	41.99	42.00	(0.03)	16.96
DMT	120,900	1,438,710	11.90	11.80	0.85	16.90
CPF-R	6,964,300	124,017,210	17.81	17.60	1.18	16.88
AURA	312,500	4,221,890	13.51	13.30	1.58	16.87
CPN-R	1,830,200	114,812,075	62.73	62.25	0.77	16.59
PLANB	789,500	6,703,475	8.49	8.40	1.08	16.58
BCP	787,900	34,532,625	43.83	43.75	0.18	15.78
TOP	2,681,700	156,623,025	58.40	58.75	(0.59)	15.68
SPRC	4,331,200	36,746,505	8.48	8.40	1.00	15.17
EPG	542,200	3,567,510	6.58	6.50	1.23	15.16
BBL	1,453,200	208,811,550	143.69	143.50	0.13	15.03
SCGP-R	1,778,600	56,020,225	31.50	31.75	(0.80)	14.99
GLOBAL	1,134,300	18,481,780	16.29	16.20	0.58	14.79
TOP-R	2,513,400	146,784,650	58.40	58.75	(0.59)	14.70
AOT	3,437,200	225,497,625	65.61	65.50	0.16	14.48
CRC-R	1,849,200	65,041,825	35.17	35.00	0.49	14.45
BLA-R	180,400	3,279,580	18.18	18.10	0.44	14.36
BDMS	8,236,600	227,879,675	27.67	27.75	(0.30)	14.17
OSP-R	1,906,800	37,672,540	19.76	19.70	0.29	14.04
BCH-R	2,024,600	41,559,980	20.53	20.40	0.63	13.94
OR-R	1,910,700	34,621,100	18.12	18.10	0.11	13.92
ADVANC-R	1,187,600	237,660,250	200.12	199.50	0.31	13.80
TIDLOR-R	3,609,500	74,773,720	20.72	20.60	0.56	13.68
KBANK-R	1,764,200	221,037,450	125.29	125.00	0.23	13.55
CPAXT-R	648,600	20,030,575	30.88	31.25	(1.18)	13.44
AOT-R	3,165,500	207,135,200	65.44	65.50	(0.10)	13.34
KSL	451,100	1,054,226	2.34	2.34	(0.13)	13.22
SKY-R	92,200	2,451,875	26.59	27.00	(1.51)	13.20
KTB-R	13,757,400	223,904,940	16.28	16.20	0.46	13.18
SNNP-R	366,000	6,225,870	17.01	16.90	0.65	13.15
DOHOME	741,600	8,125,950	10.96	11.00	(0.39)	12.95
THG-R	101,600	4,052,600	39.89	40.00	(0.28)	12.89
CHG	3,883,300	11,184,268	2.88	2.84	1.41	12.83
GULF	2,612,600	110,687,200	42.37	42.00	0.87	12.74
SAWAD	1,117,200	44,359,850	39.71	40.00	(0.73)	12.54
BCPG	420,600	2,865,025	6.81	6.80	0.17	12.51
CHG-R	3,782,200	10,886,908	2.88	2.84	1.35	12.50
STEC	523,800	5,490,570	10.48	10.50	(0.17)	12.45
TTB	27,206,100	48,306,568	1.78	1.76	0.89	12.39
MBK-R	228,200	3,799,560	16.65	16.60	0.30	12.36
BLA	153,800	2,799,110	18.20	18.10	0.55	12.24
TRUE	7,764,600	61,358,265	7.90	8.00	(1.22)	12.00
BANPU-R	11,199,800	63,193,070	5.64	5.60	0.76	11.89
CENTEL-R	445,800	19,422,925	43.57	43.50	0.16	11.79
RCL	991,000	17,408,930	17.57	16.90	3.95	11.79
PTTGC-R	1,405,800	56,098,725	39.91	40.00	(0.24)	11.78

	Volume (Shares)	Turnover (Bt)	Average price (Bt)	Last price 17-Apr-24	Gap between last close and short	Short sale volume comparing with main board
GPSC	1,631,800	81,929,150	50.21	49.75	0.92	11.69
SCCC	8,300	1,142,050	137.60	137.00	0.44	11.61
MTC-R	2,102,800	88,865,325	42.26	43.50	(2.85)	11.37
PLANB-R	539,700	4,567,380	8.46	8.40	0.75	11.33
AMATA-R	685,300	16,069,030	23.45	23.50	(0.22)	11.23
S	437,500	367,247	0.84	0.84	(0.07)	11.17
PTT	3,346,200	116,368,450	34.78	34.75	0.08	10.83
COM7	1,405,300	25,881,780	18.42	18.30	0.64	10.80
ASK	80,000	1,359,660	17.00	16.90	0.57	10.78
BANPU	9,840,000	55,505,470	5.64	5.60	0.73	10.45
LH	8,953,800	66,081,795	7.38	7.30	1.10	10.43
TU-R	1,773,600	25,588,210	14.43	14.40	0.19	10.07
SPA	82,800	1,079,150	13.03	12.90	1.03	10.05
SGP	110,500	842,130	7.62	7.80	(2.29)	9.73
TISCO-R	949,500	94,417,825	99.44	99.25	0.19	9.70
KSL-R	330,400	772,634	2.34	2.34	(0.06)	9.69
SAWAD-R	862,300	34,302,875	39.78	40.00	(0.55)	9.68
CPAXT	462,900	14,324,850	30.95	31.25	(0.97)	9.59
PTTEP-R	2,395,400	387,429,750	161.74	164.00	(1.38)	9.41
TU	1,655,600	23,942,360	14.46	14.40	0.43	9.40
SPC	500	31,000	62.00	61.25	1.22	9.26
BAM	2,775,500	26,731,695	9.63	9.80	(1.72)	9.26
TIPH	33,600	1,002,325	29.83	29.75	0.27	9.25
GPSC-R	1,285,700	64,352,125	50.05	49.75	0.61	9.21
BGRIM	1,798,700	47,582,200	26.45	26.25	0.78	9.18
GUNKUL-R	3,382,600	8,897,818	2.63	2.60	1.17	9.16
MINT-R	3,469,300	113,140,650	32.61	31.75	2.71	9.15
BYD-R	454,800	1,559,156	3.43	3.40	0.83	9.10
III	66,000	558,195	8.46	8.45	0.09	9.07
SCB-R	2,432,600	256,980,800	105.64	106.00	(0.34)	9.06
PTTGC	1,075,300	42,862,900	39.86	40.00	(0.35)	9.01
SKY	62,800	1,673,850	26.65	27.00	(1.28)	8.99
IRPC	5,049,100	10,091,478	2.00	2.02	(1.06)	8.91
TRUE-R	5,754,400	45,550,960	7.92	8.00	(1.05)	8.89
CHAYO	169,900	811,930	4.78	4.76	0.40	8.83
SIRI	9,752,100	16,738,153	1.72	1.70	0.96	8.82
OR	1,183,000	21,473,430	18.15	18.10	0.29	8.62
HANA	1,179,400	44,834,925	38.02	38.00	0.04	8.49
SJWD	112,400	1,720,830	15.31	15.30	0.06	8.47
MINT	3,209,200	104,830,050	32.67	31.75	2.88	8.46
LH-R	7,223,500	53,106,500	7.35	7.30	0.71	8.41
SSP	141,300	1,106,515	7.83	7.70	1.70	8.37
CK-R	786,100	17,782,180	22.62	22.90	(1.22)	8.28
STA	1,322,600	25,103,320	18.98	18.80	0.96	8.21
KKP	291,700	15,069,875	51.66	51.25	0.80	8.19
CRC	1,047,200	36,859,800	35.20	35.00	0.57	8.18
TISCO	799,100	79,566,425	99.57	99.25	0.32	8.16
MBK	149,900	2,494,400	16.64	16.60	0.24	8.12
MAJOR-R	263,700	3,814,740	14.47	14.40	0.46	7.99
NER	640,200	3,828,940	5.98	5.90	1.37	7.99
TQM	39,900	1,021,150	25.59	25.50	0.36	7.95
KTB	8,286,400	134,545,560	16.24	16.20	0.23	7.94
SPALI	466,400	9,800,880	21.01	20.80	1.03	7.93
ADVANC	673,300	135,344,000	201.02	199.50	0.76	7.83
WHA	3,379,700	16,229,270	4.80	4.80	0.04	7.82
RATCH-R	186,300	5,216,650	28.00	28.00	0.00	7.82
TLI	1,381,100	12,468,375	9.03	9.05	(0.24)	7.79
BCPG-R	260,900	1,776,660	6.81	6.80	0.14	7.76
PSH	48,100	557,960	11.60	11.60	0.00	7.72
ORI-R	431,600	3,020,080	7.00	7.05	(0.75)	7.67
CBG	218,700	13,691,950	62.61	62.25	0.57	7.66
KKP-R	269,900	13,922,675	51.58	51.25	0.65	7.58
HANA-R	1,051,300	39,788,250	37.85	38.00	(0.40)	7.57
AP	1,329,600	14,250,050	10.72	10.70	0.16	7.55
SCC	184,700	46,845,300	253.63	251.00	1.05	7.52
STA-R	1,207,700	22,973,710	19.02	18.80	1.18	7.49
KBANK	965,800	121,310,850	125.61	125.00	0.49	7.42
TTW	128,900	1,153,655	8.95	8.95	0.00	7.40
BH	134,800	30,461,600	225.98	225.00	0.43	7.39
PTG-R	803,400	7,054,285	8.78	8.70	0.93	7.24
BTS	11,387,900	68,671,855	6.03	6.15	(1.95)	7.24
KEX	91,500	425,340	4.65	4.56	1.94	7.23
TFG	51,900	172,656	3.33	3.32	0.20	7.19

Source: SET, InnovestX Research

Director trade

1. Director trade as reported on Apr 17, 2024

Company	Name of Director	Product	Transaction date	Amount (Shares)	Average Price (Bt)	Amount (Bt)	Buy/Sell
AKR	Mr. SURASAK WACHIRAPAKORN	Common Share	11-04-24	200,000	1.02	204,000	Sale
BKD	Mrs. NUCHANART RATANASUWANACHART	Common Share	11-04-24	259,600	1.34	347,864	Purchase
COLOR	Mr. RACH THONGVANIT	Common Share	03-04-24	6,500	1.35	8,775	Purchase
EP	Mr. YUTH CHINSUPAKUL	Common Share	11-04-24	28,300	2.68	75,844	Purchase
EP	Mr. YUTH CHINSUPAKUL	Common Share	11-04-24	18,500	2.69	49,765	Purchase
LEO	Mr. KETTIVIT SITTISOONTORNWONG	Common Share	09-04-24	89,300	4.14	369,702	Purchase
PRINC	Mr. SATIT VIDDAYAKORN	Common Share	10-04-24	276,000	4.00	1,104,000	Purchase
SANKO	Mr. RATTAWAT SUKSAICHOL	Common Share	11-04-24	100,000	1.47	147,000	Purchase
SISB	Mrs. NARISA LERTNAMWONGWAN	Common Share	10-04-24	2,000	40.75	81,500	Sale
TSTE	Mr. PRAPAS CHUTIMAVORAPHAND	Common Share	11-04-24	10,100	9.90	99,990	Purchase
					Total	Purchase	2,202,940
						Sale	285,500
						Net	<u>1,917,440</u>

Corporate calendar

April				
15	16	17	18	19
		XD JMT Bt0.49 KTB Bt0.868 KTB-P Bt1.0225 KTC Bt1.27 SCB Bt7.84 TAPAC Bt0.04 TTB Bt0.055 XE SABUY-W1 1:1.34719 @Bt2.41236 PD ADVANC Bt4.61 LPN Bt0.05 POLY Bt0.29 Last trading day TFG-W3 Share listing AJA 7,368,480 Shares SC 710,000 Shares XPG 331,073,734 Shares	XD IT Bt0.1 PHG Bt0.52 STA Bt1 STGT Bt0.5 STP Bt0.25 TCAP Bt2 TCAP-P Bt2 UKEM Bt0.01 YUASA Bt0.412 XE TFG-W3 1:1 @Bt5.5 PD BOL Bt0.175 Last trading day K-W2 Decreased capital BTSGIF SUSCO Share listing SCN 9,170,179 Shares TPS 61,580,470 Shares	XD JPARK Bt0.0375 KWC Bt0.5 PSL Bt0.05 XE K-W2 1:1 @Bt0.8 PD INTUCH Bt1.7 Q-CON Bt1 Last trading day MBK-W2 Decreased capital 3BBIF FUTUREPF
Songkran Festival	Substitution for Songkran Festival (Saturday 13th April 2024 and Sunday 14th April 2024)			
		XD DTCI Bt0.25 SAPPE Bt2.18 TIDLOR Bt0.2698 TIDLOR 27:1 XD(ST) TISCO Bt5.75 TISCO-P Bt5.75 XE ASW-W1 1:1 @Bt12 SAMART-W3 1:1 @Bt10 SAMTEL-W1 1:1.005 @Bt11.936 PD BCP Bt1.5 ITC Bt0.35 LHSC Bt0.166 META80X Bt0.00145 MSC Bt0.5 PTTGC Bt0.75 QHPF Bt0.11	XD BUI Bt0.3 BUI 4:1 XD(ST) GH Bt0.1 TM Bt0.033 WHAUP Bt0.1925 PD BIZ Bt0.3 DCC Bt0.012 DELTA Bt0.45 EGCO Bt3.25 GFPT Bt0.15 GULF Bt0.88 SPVI Bt0.145 SVOA Bt0.0425 TTW Bt0.3	XD AMARC Bt0.039 ANI Bt0.05 ASML01 Bt- BGC Bt0.08 KKP Bt1.75 MFC Bt1.3 NSL Bt0.35 NYT Bt0.36 SPA Bt0.01389 SPA 2:1 XD(ST) TKC Bt0.15 TPS Bt0.18 PD BPP Bt0.4 CEYE Bt0.15 GPI Bt0.055 IRPC Bt0.03 KIAT Bt0.01 MST Bt0.11 SMPK Bt0.21 TASC0 Bt1 THCOM Bt0.13 TU Bt0.24
XD AEONTS Bt2.95 AIT Bt0.17 HMPRO Bt0.22 KBANK Bt6 KGI Bt0.31 NER Bt0.29 PACO Bt0.04 SMART Bt0.0912 SVI Bt0.135 THANA Bt0.028 TTCL Bt0.1 WINDOW Bt0.023 XR MITSIB 1:1 @Bt0.70 XW MTW 2:1 NER 6:1 XE MBK-W2 1:1.1091 @Bt2.7047 PD BCPG Bt0.15 BDMS Bt0.35 MEGA Bt0.8 PTTEP Bt5.25 SCGD Bt0.15 SCGP Bt0.3 Decreased capital M-PAT	XD BBL Bt5 LVMH01 Bt- XE RWI-W3 1:1 @Bt1.5 PD BA Bt0.5 BKD Bt0.05 GPSC Bt0.44 NETEASE80 Bt0.07127 SCC Bt3.5 TFM Bt0.13			
XD APCO Bt0.18 BAM Bt0.38 HK01 Bt- HK13 Bt- LHFG Bt0.03 MTC Bt0.21 NAT Bt0.025 PJW Bt0.06 RPH Bt0.19 RSP Bt0.13 SAK Bt0.15 SKR Bt0.09 SORKON Bt0.2 SUN Bt0.25 SUN 5:1 XD(ST) XE MILL-W6 1:1.195 @Bt1.256 RS-W4 1:1.215 @Bt23.86 PD CPAXT Bt0.39 KDH Bt2 NVDA80X Bt0.00052 OR Bt0.27 THANI Bt0.02 THANI 10:1 XD(ST) UAC Bt0.1	XD APP Bt0.15 ASW Bt0.25 BBIK 1:0.837 XD(ST) BBIK Bt0.3815 BJC Bt0.65 BRI Bt0.603 CM Bt0.09 CPNREIT Bt0.3618 GYT Bt7 III Bt0.18 KISS Bt0.09 MEB Bt0.65 MENA Bt0.03 MFEC Bt0.4 PDJ Bt0.1 PREB Bt0.4 RPC Bt0.04 SAMCO Bt0.03 SCG Bt0.05 STEG19 Bt- TFG Bt0.01 TPCB Bt0.4 TPCS Bt0.65 WACOAL Bt0.7 XW BC 10:1 TFG 10:1 PD ARIP Bt0.0215 ASK Bt1.16 ATP30 Bt0.02 BANPU Bt0.2 BKNG80X Bt0.00405 BLK Bt0.07 GC Bt0.16 JR Bt0.04 KCCAMC Bt0.0543 MAJOR Bt0.15 PTT Bt1.2 QTC Bt0.2 TMT Bt0.15 TOP Bt2.75			

XD - Cash Dividend
 XD(ST) - Stock Dividend

PD - Payment Date
 XR - Rights for Common

XW - Rights for Warrant
 XT - Rights for Transferable Subscription Right

XE - Warrant Exercise
 CW - Capital write-down

SP - Suspension

Disclaimer

The information in this report has been obtained from sources believed to be reliable. However, its accuracy or completeness is not guaranteed. Any opinions expressed herein reflect our judgment at this date and are subject to change without notice. This report is for information only. It is not to be construed as an offer, or solicitation of an offer to sell or buy any securities. We accept no liability for any loss arising from the use of this document. We or our associates may have an interest in the companies mentioned therein.

InnovestX Securities Company Limited (“INVX”) is wholly owned by SCB X Public Company Limited (“SCBX”) and The Siam Commercial Bank Public Company Limited (“SCB”) is majority-owned by SCBX. Any information related to SCB is for sector comparison purpose.

This document is prepared by InnovestX Securities Company Limited (“INVX”) which is wholly owned by SCB X Public Company Limited (“SCBX”). The Siam Commercial Bank Public Company Limited, which is majority-owned by SCBX, acts as financial advisor of the LH Hotel Leasehold Real Estate Investment Trust. Any opinions, news, research, analyses, prices, statements, forecasts, projections and/or other information contained in this document (the “Information”) is provided as general information purposes only and shall not be construed as individualized recommendation of an offer to buy or sell or the solicitation of an offer to buy or sell any securities. INVX and/or its directors, officers and employees shall not be liable for any direct, indirect, incidental, special or consequential loss or damage, resulting from the use of or reliance on the Information, including without limitation to, damages for loss of profits. The investors shall use the Information in association with other information and opinion, including their own judgment in making investment decision. The Information is obtained from sources believed to be reliable, and INVX cannot guarantee the accuracy, completeness and/or correctness of the Information.

INVX reserves the right to modify the Information from time to time without notice and in its sole discretion. This document is delivered to intended recipient(s) only and is not permitted to reproduce, retransmit, disseminate, sell, distribute, republish, circulate or commercially exploit the Information in any manner without the prior written consent of INVX.

Futures and Options trading carry a high level of risk with the potential for substantial losses, and are not suitable for all persons. Before deciding to trade Futures and Options, you should carefully consider your financial position, investment objectives, level of experience, and risk appetite if Futures and Options trading are appropriate. The possibility exists that you could sustain a loss of some or all of your initial investment. You should be aware of all the risks associated with Futures and Options trading, and you are advised to rely on your own judgment while making investment decision and/or should seek advice from professional investment advisor if you have any doubts.

This document is delivered to intended recipient(s) only and is not permitted to reproduce, retransmit, disseminate, sell, distribute, republish, circulate or commercially exploit the Information in any manner without the prior written consent of INVX.

© Copyright 2022 InnovestX Securities Co., Ltd. All right reserved.

CG Rating 2023 Companies with CG Rating

Companies with Excellent CG Scoring

7UP, AAV, ABM, ACE, ACG, ADB, ADD, ADVANC, AEONTS, AF, AGE, AH, AHC, AIRA, AIT, AJ, AKP, AKR, ALL, ALT, AMA, AMARIN, AMATA, AMATAV, ANAN, AOT, AP, APCO, APCS, ARIP, ARROW, ASEFA, ASK, ASP, ASW, ATP30, AUCTION, AWC, AYUD, B, BA, BAFS, BAM, BANPU, BAY, BBGI, BBIK, BBL, BC, BCH, BCP, BCPG, BDMS, BEC, BEM, BEYOND, BGC, BGRIM, BH, BIZ, BJC, BJCHI, BKI, BLA, BOL, BPP, BRI, BROOK, BRR, BTS, BTW, BWG, BYD, CBG, CENTEL, CFRESH, CHASE, CHEWA, CHG, CHOW, CIMBT, CIVIL, CK, CKP, CM, CNT, COLOR, COM7, COTTO, CPALL, CPAXT, CPF, CPI, CPL, CPN, CPW, CRC, CRD, CSC, CSS, CV, DCC, DDD, DELTA, DEMCO, DMT, DOHOME, DRT, DUSIT, EA, EASTW, ECF, ECL, EE, EGCO, EPG, ERW, ETC, ETE, FE, FLOYD, FN, FPI, FPT, FSX, FVC, GBX, GC, GCAP, GENCO, GFPT, GGC, GLAND, GLOBAL, GPSC, GRAMMY, GULF, GUNKUL, HANA, HARN, HENG, HMPRO, HPT, HTC, ICC, ICHI, ICN, III, ILINK, ILM, IMH, IND, INET, INTUCH, IP, IRC, IRPC, ITC, ITEL, IVL, JAS, JTS, KBANK, KCC, KCE, KEX, KKP, KSL, KTB, KTC, KTMS, KUMWEL, KUN, LALIN, LANNA, LH, LHFG, LIT, LOXLEY, LPN, LRH, LST, M, MAJOR, MALEE, MATCH, MBK, MC, M-CHAI, MCOT, MEGA, MFC, MFEC, MILL, MINT, MONO, MOONG, MSC, MST, MTC, MTI, NC, NCH, NCL, NDR, NER, NKI, NOBLE, NRF, NTV, NVD, NWR, NYT, OCC, OISHI¹, ONEE, OR, ORI, OSP, OTO, PAP, PATO, PB, PCSGH, PDG, PDJ, PG, PHOL, PIMO, PJW, PLANB, PLAT, PLUS, PM, POLY, PORT, PPP, PPS, PR9, PRG, PRINC, PRM, PRTR, PSH, PSL, PT, PTC, PTT, PTTEP, PTTGC, Q-CON, QH, QTC, RATCH, RBF, RPH, RS, RT, S, S&J, SA, SABINA, SAK, SAMART, SAMTEL, SAPPE, SAT, SBNEXT, SC, SCB, SCC, SCCC, SCG, SCGP, SCM, SDC, SEAFCO, SEAOL, SECURE, SELIC, SENA, SENX, SFP², SFT, SGC, SGF, SGP, SHR, SICT, SIRI, SIS, SITHAI, SJWD, SKR, SM, SMPC, SMT, SNC, SNNP, SNP, SO, SPALI, SPC, SPCG, SPI, SPRC, SR, SSC, SSF, SSSC, STA, STC, STEC, STGT, STI, SUC, SUN, SUSCO, SUTHA, SVI, SVT, SYMC, SYNEX, SYNTEC, TACC, TAE, TCAP, TCMC, TEAMG, TEGH, TFG, TFMAMA, TGE, TGH, THANA, THANI, THCOM, THIP, THRE, THREL, TIDOR, TIPH, TISCO, TK, TKN, TKS, TKT, TLI, TM, TMC, TMD, TMT, TNDT, TNITY, TNL, TNR, TOA, TOG, TOP, TPBI, TPCS, TPIPL, TPIPP, TPS, TQM, TQR, TRT, TRUE, TRV, TSC, TSTE, TSTH, TTA, TTB, TTCL, TTW, TURTLE, TVDH, TVH, TVO, TVT, TWPC, UAC, UBE, UBIS, UKEM, UP, UPF, UPOIC, UV, VCOM, VGI, VIBHA, VIH, VL, WACOAL, WGE, WHA, WHAUP, WICE, WINMED, WINNER, XPG, YUASA, ZEN

Companies with Very Good CG Scoring

2S, A5, AAI, AIE, ALUCON, AMR, APURE, ARIN, AS, ASIA, ASIAN, ASIMAR, ASN, AURA, BR, BSBM, BTG, CEN, CGH, CH, CHIC, CI, CIG, CMC, COMAN, CSP, DOD, DPAINT, DV8, EFORL, EKH, ESSO, ESTAR, EVER, FORTH, FSMART, FTI, GEL, GPI, HEALTH, HUMAN, IFS, INSET, IT, J, JCKH, JDF, JKN, JMART, JUBILE, K, KCAR, KGI, KIAT, KISS, KK, KTIS, KWC, KWM, LDC, LEO, LHK, MACO, METCO, MICRO, MK, MVP, NCAP, NOVA, NTSC, PACO, PIN, PQS, PREB, PRI, PRIME, PROEN, PROS, PROUD, PSTC, PTECH, PYLON, RCL, SALEE, SANKO, SCI, SCN, SE, SE-ED, SFLEX, SINGER, SKN, SONIC, SORKON, SPVI, SSP, SST, STANLY, STP, SUPER, SVOA, SWC, TCC, TEKA, TFM, TMILL, TNP, TPLAS, TPOLY, TRC, TRU, TRUBB, TSE, VRANDA, WAVE, WFX, WIJK, WIN, WP, XO

Companies with Good CG Scoring

24CS, AMANAH, AMARC, AMC, APP, ASAP, BCT, BE8, BIG, BIOTEC, BLESS, BSM, BVG, CAZ, CCET, CHARAN, CHAYO, CHOTI, CITY, CMAN, CMR, CRANE, CWT, DHOUSE, DTCENT, EASON, FNS, FTE, GIFT, GJS, GTB, GTV, GYT, HL, HTECH, HYDRO, IIG, INGRS, INSURE, IRCP, ITD, ITNS, JCK, JMT, JR, JSP, KBS, KGEN, KJL, L&E, LEE, MASTER, MBAX, MEB, MENA, META, MGT, MITSIB, MJD, MOSHI, MUD, NATION, NNCL, NPK, NSL, NV, OGC, PAF, PCC, PEACE, PICO, PK, PL, PLANET, PLE, PMTA, PPM, PRAKIT, PRAPAT, PRECHA, PRIN, PSG, RABBIT, READY, RJH, RSP, RWI, S11, SAAM, SAF, SAMCO, SAWAD, SCAP, SCP, SIAM, SKE, SKY, SMART, SMD, SMIT, SOLAR, SPA, STECH, STPI, SVR, TC, TCCC³, TEAM, TFI, TIGER, TITLE, TKC, TMI, TNH, TPA, TPAC, TRITN, UBA, UMI, UMS, UTP, VARO, VPO, W, WARRIX, WORK, WPH, YONG, ZIGA

Corporate Governance Report

The material contained in this publication is for general information only and is not intended as advice on any of the matters discussed herein. Readers and others should perform their own independent analysis as to the accuracy or completeness or legality of such information. The Thai Institute of Directors, its officers, the authors and editor make no representation or warranty as to the accuracy, completeness or legality of any of the information contained herein. By accepting this document, each recipient agrees that the Thai Institute of Directors Association, its officers, the authors and editor shall not have any liability for any information contained in, or for any omission from, this publication.

The survey result is as of the date appearing in the Corporate Governance Report of Thai Listed Companies. As a result, the survey result may be changed after that date. InnovestX Securities Company Limited does not conform nor certify the accuracy of such survey result.

To recognize well performers, the list of companies attaining "Good", "Very Good" and "Excellent" levels of recognition (Not including listed companies qualified in the "no announcement of the results" clause from 1 January 2022 to 31 October 2023) is publicized.

¹OISHI was voluntarily delisted from the Stock Exchange of Thailand, effectively on September 6, 2023

²SFP was voluntarily delisted from the Stock Exchange of Thailand, effectively on July 19, 2023

³TCCC was voluntarily delisted from the Stock Exchange of Thailand effectively on August 25, 2023

Anti-corruption Progress Indicator

Certified (ได้คุ้มครอง)

2S, 7UP, AAI, ADVANC, AF, AH, AI, AIE, AIRA, AJ, AKP, AMA, AMANAH, AMATA, AMATAV, AP, APCS, AS, ASIAN, ASK, ASP, AWC, AYUD, B, BAFS, BAM, BANPU, BAY, BBGI, BBL, BCH, BCP, BCPG, BE8, BEC, BEYOND, BGC, BGRIM, BKI, BLA, BPP, BROOK, BRR, BSBM, BTS, BWG, CEN, CENTEL, CFRESH, CGH, CHEWA, CHOTI, CHOW, CIG, CIMBT, CM, CMC, COM7, CPALL, CPAXT, CPF, CPI, CPL, CPN, CPW, CRC, CSC, DCC, DELTA, DEMCO, DIMET, DOHOME, DRT, DUSIT, EA, EASTW, ECF, EGCO, EP, EPG, ERW, ESTAR, ETC, ETE, FNS, FPI, FPT, FSMART, FTE, GBX, GC, GCAP, GEL, GFPT, GGC, GJS, GPI, GPSC, GSTEEL, GULF, GUNKUL, HANA, HARN, HENG, HMPRO, HTC, ICC, ICHI, IFS, III, ILINK, ILM, INET, INOX, INSURE, INTUCH, IRPC, ITEL, IVL, JAS, JKN, JR, JTS, KASET, KBANK, KBS, KCAR, KCCAMC, KCE, KGEN, KGI, KKP, KSL, KTB, KTC, L&E, LANNA, LHFG, LHK, LPN, LRH, M, MAJOR, MALEE, MATCH, MBAX, MBK, MC, MCOT, META, MFC, MFEC, MILL, MINT, MONO, MOONG, MSC, MST, MTC, MTI, NATION, NCAP, NEP, NKI, NOBLE, NRF, NWR, OCC, OGC, OR, ORI, PAP, PATO, PB, PCSGH, PDG, PDJ, PG, PHOL, PIMO, PK, PL, PLANB, PLANET, PLAT, PM, PPP, PPM, PPS, PR9, PREB, PRG, PRINC, PRM, PROS, PSH, PSL, PSTC, PT, PTECH, PTG, PTT, PTTEP, PTTGC, PYLON, Q-CON, QH, QLT, QTC, RABBIT, RATCH, RML, RS, RWI, S&J, SAAM, SABINA, SAK, SAPPE, SAT, SC, SCC, SCCC, SCG, SCGP, SCM, SCN, SEAOL, SE-ED, SELIC, SENA, SGC, SGP, SIRI, SITHAI, SKR, SMIT, SMK, SMPC, SNC, SNP, SORKON, SPACK, SPALI, SPC, SPI, SPRC, SRICHA, SSF, SSP, SSSC, SST, STA, STGT, STOWER, SUSCO, SVI, SYMC, SYNTEC, TAE, TAKUNI, TASCOC, TCAP, TCMC, TFG, TFI, TFMAMA, TGE, TGH, THANI, THCOM, THIP, THRE, THREL, TIDOR, TIPCO, TISCO, TKS, TKT, TMD, TMILL, TMT, TNITY, TNL, TNP, TNR, TOG, TOP, TOPP, TPA, TPCS, TRT, TRU, TSC, TSI, TSTE, TSTH, TTA, TTB, TTCL, TU, TVDH, TVO, TWPC, UBE, UBIS, UEC, UKEM, UOBKH, UV, VCOM, VGI, VIH, WACOAL, WHA, WHAUP, WICE, WIJK, XO, YUASA, ZEN, ZIGA

Declared (ประกาศเจตจำนง)

ACE, ADB, ALT, AMC, ASW, BLAND, BTG, BYD, CAZ, CBG, CV, DEXON, DMT, EKH, FSX, GLOBAL, GREEN, ICN, IHL, ITC, J, JMART, JMT, LEO, LH, MENA, MITSIB, MODERN, NER, NEX, OSP, PEER, PLUS, POLY, PQS, PRIME, PROEN, PRTR, RBF, RT, SA, SANKO, SCB, SENX, SFLEX, SIS, SKE, SM, SVOA, TBN, TEGH, TIPH, TKN, TPAC, TPLAS, TQM, TRUE, W, WPH, XPG

N/A

24CS, 3K-BAT, A, A5, AAV, ABM, ACAP, ACC, ACG, ADD, ADVICE, AEONTS, AFC, AGE, AHC, AIT, AJA, AKR, AKS, ALL, ALLA, ALPHAX, ALUCON, AMARC, AMARIN, AMR, ANAN, ANI, AOT, APCO, APEX, APO, APP, APURE, AQUA, ARIN, ARIP, ARROW, ASAP, ASEFA, ASIA, ASIMAR, ASN, ATP30, AU, AUCTION, AURA, B52, BA, BBIK, BC, BCT, BDMS, BEAUTY, BEM, BGT, BH, BIG, BIOTEC, BIS, BIZ, BJC, BJCHI, BKD, BKGI, BLC, BLESS, BLISS, BM, BOL, BPS, BR, BRI, BROCK, BSM, BSRC, BTNC, BTW, BUI, BVG, CCET, CCP, CEYE, CGD, CH, CHARAN, CHASE, CHAYO, CHG, CHIC, CHO, CI, CITY, CIVIL, CK, CKP, CMAN, CMO, CMR, CNT, COCOCO, COLOR, COMAN, CPANEL, CPH, CPR, CPT, CRANE, CRD, CREDIT, CSP, CSR, CSS, CTW, CWT, D, DCON, DDD, DHOUSE, DITTO, DOD, DPAINT, DTCENT, DTCL, DV8, EASON, ECL, EE, EFORL, EMC, ETL, EURO, EVER, F&D, FANCY, FE, FLOYD, FMT, FN, FORTH, FTI, FVC, GABLE, GENCO, GFC, GIFT, GL, GLAND, GLOCON, GLORY, GRAMMY, GRAND, GSC, GTB, GTV, GYT, HEALTH, HFT, HL, HPT, HTECH, HUMAN, HYDRO, I2, IFEC, IIG, IMH, IND, INGRS, INSET, IP, IRC, IRCP, IT, ITD, ITNS, ITTHI, JAK, JCK, JCKH, JCT, JDF, JPARK, JSP, JUBILE, K, KAMART, KC, KCG, KCM, KDH, KEX, KIAT, KISS, KJL, KK, KKC, KLINIQU, KOOL, KTIS, KTMS, KUMWEL, KUN, KWC, KWI, KWM, KYE, LALIN, LDC, LEE, LIT, LOXLEY, LPH, LST, MANNIN, MASTER, MATI, MCA, M-CHAI, MCS, MDX, MEB, MEGA, METCO, MGC, MGI, MGT, MICRO, MIDA, MJD, MK, ML, MORE, MOSHI, MTW, MUD, MVP, NAM, NAT, NC, NCH, NCL, NDR, NEO, NETBAY, NEW, NEWS, NFC, NL, NNCL, NOK, NOVA, NPK, NSL, NTSC, NTV, NUSA, NV, NVD, NYT, OHTL, ONEE, ORN, PACE, PACO, PAF, PANEL, PCC, PEACE, PERM, PF, PHG, PICO, PIN, PJW, PLE, PLT, PMTA, POLAR, PORT, POST, PPM, PRAKIT, PRAPAT, PRECHA, PRI, PRIN, PRO, PROUD, PSG, PSP, PTC, PTL, QTCG, RAM, RCL, READY, RICHY, RJH, ROCK, ROCTEC, ROH, ROJINA, RP, RPC, RPH, RSP, S, S11, SABUY, SAF, SAFARI, SAFE, SALEE, SAM, SAMART, SAMCO, SAMTEL, SAUCE, SAV, SAWAD, SAWANG, SBNEXT, SCAP, SCGD, SCI, SCL, SCP, SDC, SE, SEAFCO, SECURE, SFT, SGF, SHANG, SHR, SIAM, SICT, SIMAT, SINGER, SINO, SISB, SJWD, SK, SKN, SKY, SLM, SLP, SMART, SMD, SMT, SNNP, SO, SOLAR, SONIC, SPA, SPCC, SPG, SPVI, SQ, SR, SRS, SSC, STANLY, STARK, STC, STEC, STECH, STHAI, STI, STP, STPI, SUC, SUN, SUPER, SUTHA, SVR, SVT, SWC, SYNEX, TACC, TAN, TAPAC, TC, TCC, TCJ, TCOAT, TEAM, TEAMG, TEKA, TFM, TGPRO, TH, THAI, THANA, THE, THG, THMUI, TIGER, TITLE, TK, TKC, TLI, TM, TMC, TMI, TMW, TNDT, TNH, TNPC, TOA, TPBI, TPCH, TPIPL, TPIPP, TPL, TPOLY, TTP, TPS, TQR, TR, TRC, TRITN, TRP, TRUBB, TRV, TSE, TTI, TTT, TTW, TURTLE, TVH, TVT, TWP, TWZ, TYCN, UAC, UBA, UMI, UMS, UNIQ, UP, UPF, UPOIC, UREKA, UTP, UVAN, VARO, VIBHA, VL, VNG, VPO, VRANDA, WARRIX, WAVE, WELL, WFX, WGE, WIN, WINDOW, WINMED, WINNER, WORK, WORLD, WP, YGG, YONG, ZAA

Explanations

Companies participating in Thailand's Private Sector Collective Action Coalition Against Corruption programme (Thai CAC) under Thai Institute of Directors (as of November 1, 2023) are categorised into: companies that have declared their intention to join CAC, and companies certified by CAC.