

สวัสดี ตอนเช้า

Market today



Upper bound is limited

The SET's recovery is expected to slow, with a limited upper bound with resistances at 1365 and 1370. Supports are at 1350 - a fall below this would be a negative indicator - and 1340. Follow the release of 1Q24 US GDP tonight, local time.

Today's highlights



- The EIA reported a larger-than-expected 6.3mn bbl drop in US crude oil inventories last week versus forecasts of a 1.6mn bbl increase.
- Israel announced it will proceed with a ground offensive to attack the city of Rafah after the US President signed legislation providing US\$26bn in financial aid to Israel.
- The BoJ begins its monetary policy meeting today, with markets watching for any action on the yen after it hit a 34-year low against the dollar.
- The World Meteorological Organization said Asia was the most affected by weather, climate and water-related disasters in 2023, with storms and floods having the biggest impact.
- Moody's downgraded Boeing's credit rating to Baa3 from Baa2 with a negative outlook, citing quality control issues impacting free cash flow.
- Tesla's stock price jumped 12% after it said it may start production of a new affordable electric vehicle model sooner than planned, by late 2024 or early 2025 instead of 2H25
- The BoT said it is ready to review its policy rate if new data significantly changes its economic outlook, while monitoring the baht's weakness in line with regional currencies.
- Airports of Thailand reported over 2.49mn passengers used its six airports during the Songkran holiday period from April 11-17, with over 1.54mn international travellers.

Strategy today



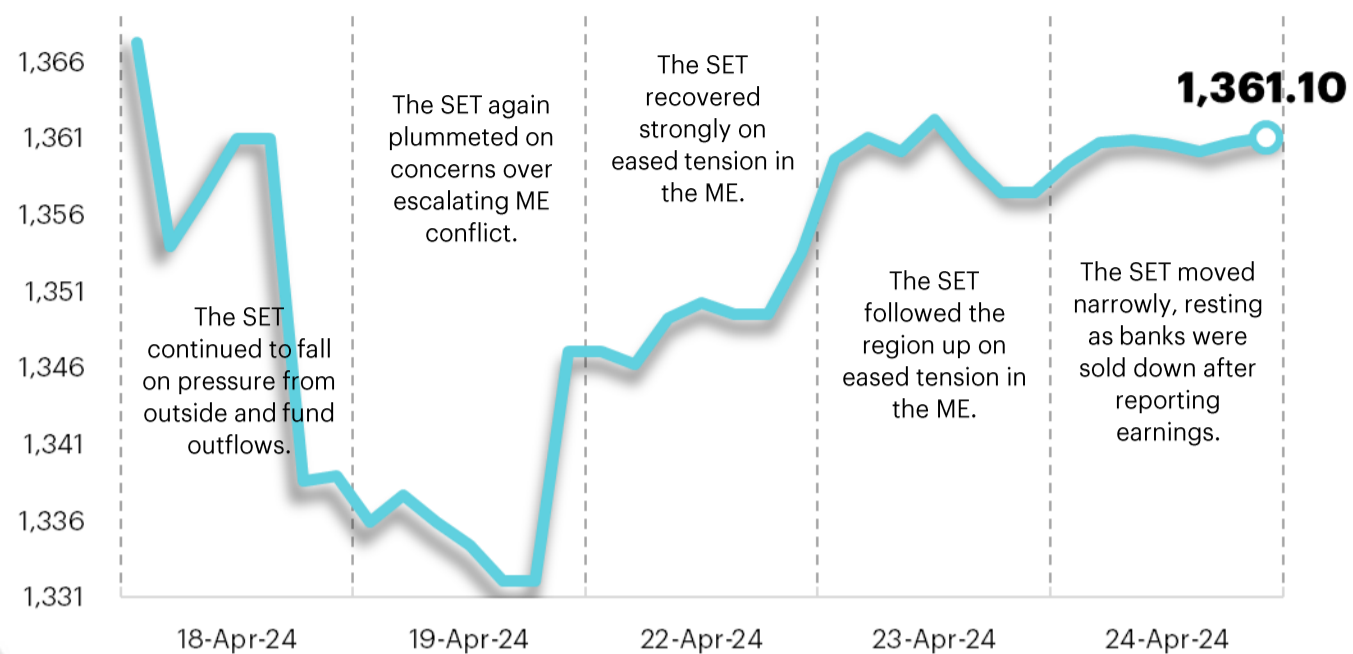
In the short-term the Thai capital market is fragile and volatile in response to concerns about the tension in the Middle East and the Fed's probable delay in cutting interest rate. 1Q24 earnings announcement season is approaching and profits are expected to grow, though slowly, despite the signs of recovery in the US manufacturing index. Our strategy is "Selective Buy".

Daily report

Thursday, April 25, 2024

Support - Resistances

1350/1340 – 1365/1370



Trading today



The Thai capital market is still fragile on concerns about the tension in the Middle East and worries the Fed will delay an interest rate cut for longer than expected. We recommend "Selective Buy" in three main themes:

- 1) Stocks more resistant to fluctuation and risk from the conflict in the Middle East given the uncertainty of actions between Israel and Iran. For high-risk-takers, choose the upstream stock PTTEP, which directly benefits from higher oil price, and refinery stocks who benefit from higher inventory gain – BCP and TOP for trading. An escalation into a full-scale war may push oil price up to above US\$100/bbl in the short term as supply from Iran, which has 3-4% of the world's supply, would be affected. In the worst case, the situation may affect oil exports in the Straits of Hormuz, where 17% of the world's supply transits. This is negative for oil retailing (lower marketing margin) and aviation (higher cost).
- 2) For risk-averse investors, look for defensive stocks with strong fundamentals whose profit is less exposed to economic fluctuations – healthcare (BCH and BDMS), land transport (BEM), commerce (CPALL and CPAXT), telecommunication (ADVANC) and high-dividend property (AP).
- 3) Stocks whose 1Q24 operating results are expected to grow YoY and QoQ, expected to be released in the next two weeks – SCGP and HMPRO.

Daily top picks



BJC: One beneficiary from the government's "digital wallet", that will give a push to sales and profit from 4Q24 as 20% of its sales come from small retailers (BigC B2B and Donjai Shops), which are stocked by BigC.

BEM: Profit is expected to exhibit the best recovery of land transport peers. At the same time, there are other catalysts expected: MRT fare raise, which is expected to be formally announced early June 2024, the decision on the West Orange Line project and the double-deck expressway project in 2H24.



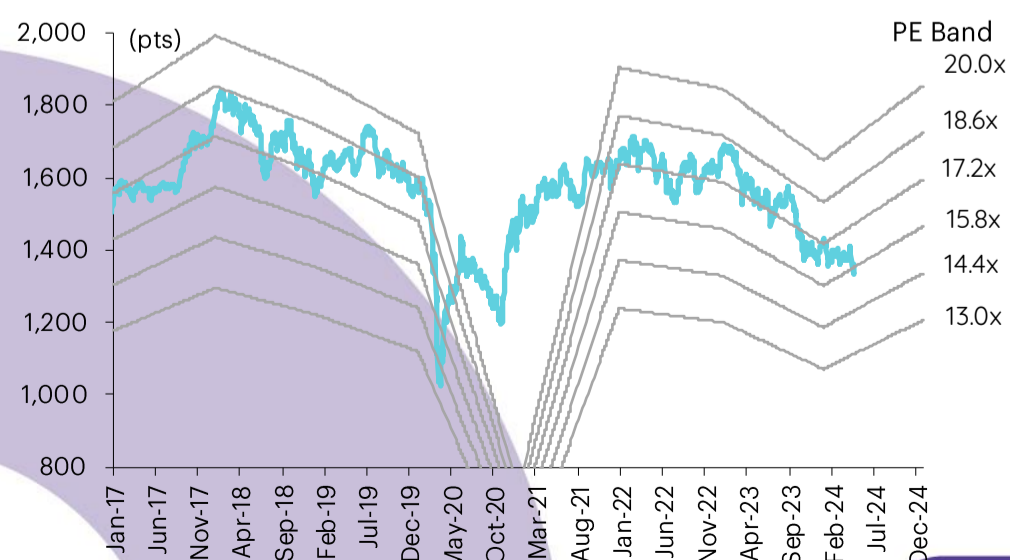
Today's reports

AP – Preview 1Q24 : Dropping YoY and QoQ

What to watch

Date	Event
22 Apr	Economic release: CN – 1Y and 5Y LPR EU – Consumer confidence for Apr
23 Apr	Economic release: JP/EU/US – Flash manufacturing and services PMI for Apr
24 Apr	Economic release: US – Durable goods orders for Mar, crude oil inventories
25 Apr	Economic release: US – Advance GDP for 1Q24, unemployment claims Event: BoJ meetings
26 Apr	Economic release: US – Core PCE price index for Mar TH – Exports for Mar Event: BoJ meetings

SET Index movement



Daily report Thursday, April 25, 2024

SET Index series

Index	24 Apr (pts)	Chg (pts)	Chg (%)	Value (Btmn)
SET	1,361.10	3.64	0.27	38,536.24
SET50	834.74	2.54	0.31	26,073.17
SET100	1,847.27	4.98	0.27	30,300.41
sSET	859.70	(2.33)	(0.27)	1,977.89
SETCLMV	817.65	1.47	0.18	14,777.71
SETHD	1,063.92	(2.16)	(0.20)	9,380.21
SETESG	883.40	(0.23)	(0.03)	27,138.53
SETWB	816.50	3.16	0.39	6,476.12
mai	389.15	(0.92)	(0.24)	2,353.23

Trading summary by investor type

(Btmn)	24 Apr	WTD	MTD	YTD
Foreign				
Net	(456)	2,148	1,408	(67,918)
Breakdown (%)	53.33	53.52	52.85	53.85
Institution				
Net	(133)	3,725	(1,331)	(7,504)
Breakdown (%)	9.75	9.05	9.32	9.17
PropTrade				
Net	297	(561)	(2,139)	(5,032)
Breakdown (%)	6.37	6.45	6.33	6.87
Individual				
Net	292	(5,313)	2,063	80,455
Breakdown (%)	30.55	30.98	31.50	30.11

S50 futures trading by foreign investors

(Contract)	24-Apr	WTD	MTD	YTD
Foreign	8,996	89,729	(2,063)	3,864
Institution	(3,799)	(19,378)	4,881	803
Customer	(5,197)	(70,351)	(2,818)	(4,667)















Bond trading by foreign investors

(Btmn)	24-Apr	WTD	MTD	YTD
Buy	3,423	6,901	33,542	251,704
Sell	788	4,464	58,909	305,650
Net	2,635	2,438	(25,367)	(53,945)



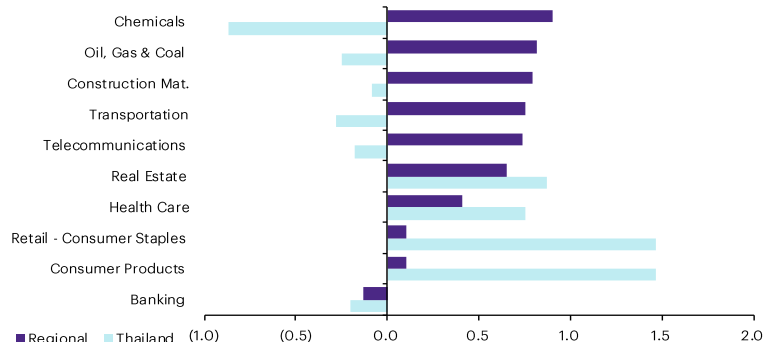
Market update

Global market movement

	24-Apr	Index	Chg (pts)	Performance (%)				PE (x)		EPS gth (%)		PBV (x)		ROE (%)	
				1D	WTD	MTD	YTD	24F	25F	24F	25F	24F	25F	24F	25F
S&P 500		5,072	1.08	0.0	2.1	(3.5)	6.3	20.9	18.5	9.7	13.1	4.2	3.8	18.5	19.1
Euro Stoxx 600		506	(2.18)	(0.4)	1.3	(1.4)	5.6	13.7	12.7	(1.8)	8.4	1.9	1.8	12.7	13.2
Japan		38,460	907.92	2.4	3.8	(4.7)	14.9	22.3	20.1	34.2	10.8	2.1	2.0	9.4	9.7
Hang Seng		17,201	372.34	2.2	6.0	4.0	0.9	8.5	7.9	6.5	7.9	0.9	0.8	10.1	10.0
MSCI Asia x J		641	0.00	0.0	1.9	(2.1)	(0.1)	13.1	11.3	21.2	16.0	1.4	1.3	10.6	11.3
Philippines		6,573	65.95	1.0	2.0	(4.8)	1.9	11.1	10.1	18.4	9.8	1.4	1.3	12.3	12.3
Indonesia		7,175	63.72	0.9	1.2	(1.6)	(1.4)	13.1	11.1	42.1	17.8	1.9	1.8	14.6	14.4
Malaysia		1,571	9.84	0.6	1.5	2.3	8.0	13.8	13.1	2.9	5.2	1.3	1.3	9.5	9.6
Thailand		1,361	3.64	0.3	2.2	(1.2)	(3.9)	14.7	13.1	12.8	12.1	1.3	1.2	9.0	9.6
Asean 4 - simple avg.				0.7	1.7	(1.3)	1.2	13.2	11.9	19.1	11.2	1.5	1.4	11.4	11.5
China		3,045	22.84	0.8	(0.7)	0.1	2.3	13.2	10.9	3.4	21.3	1.3	1.2	10.2	10.7
India		73,853	114.49	0.2	1.0	0.3	2.2	21.2	18.3	24.1	15.7	3.3	3.0	15.7	16.4
Singapore		3,293	20.41	0.6	3.7	2.1	1.6	10.7	10.3	4.1	3.9	1.1	1.0	9.9	9.9
Taiwan		20,132	532.46	2.7	3.1	(0.8)	12.3	18.0	15.3	31.0	17.7	2.4	2.3	13.4	14.8
Korea		2,676	52.73	2.0	3.2	(2.6)	0.8	11.1	8.9	57.3	24.3	0.9	0.8	8.3	9.5
Others				1.3	2.1	(0.2)	3.9	14.8	12.7	24.0	16.6	1.8	1.7	11.5	12.3

Regional sector movement

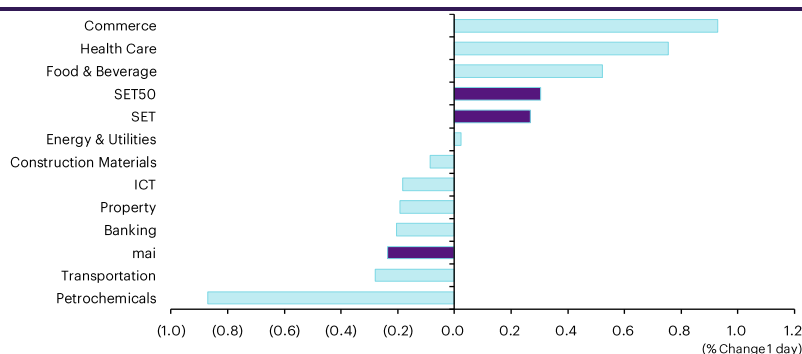
	Price performance (%) *			
	24-Apr	WoW	MoM	YTD
Banking	(0.13)	0.91	(0.41)	2.26
Chemicals	0.90	1.24	0.45	(8.49)
Construction Mat.	0.79	0.98	0.18	(1.97)
Consumer Products	0.10	1.16	(2.90)	(8.03)
Health Care	0.41	0.94	(2.88)	(7.77)
Oil, Gas & Coal	0.82	0.50	0.82	(1.61)
Real Estate	0.65	1.19	(2.67)	(3.68)
Retail - Consumer Staples	0.10	1.16	(2.90)	(8.03)
Telecommunications	0.74	2.18	(3.12)	(5.72)
Transportation	0.75	0.80	(0.03)	(4.25)



* Regional sector price performances (%) are based on US\$ and Thai sector price performances (%) are based on baht

Thailand sector movement

	Price performance (%)			
	24-Apr	WoW	MTD	YTD
Banking	(0.20)	(0.91)	(2.72)	(5.41)
Commerce	0.93	1.56	0.79	(0.91)
Construction Materials	(0.09)	(0.48)	(1.16)	(12.43)
Energy & Utilities	0.02	(2.09)	(1.57)	(4.10)
Food & Beverage	0.52	2.38	0.76	(4.41)
Health Care	0.76	1.87	0.10	(0.40)
ICT	(0.18)	(1.15)	(2.03)	(0.66)
Petrochemicals	(0.87)	(4.05)	(0.37)	(5.27)
Property	(0.19)	(0.84)	(1.15)	(3.89)
Transportation	(0.28)	(0.79)	(0.45)	4.68
SET	0.27	(0.43)	(1.22)	(3.87)
SET50	0.31	(0.57)	(1.15)	(4.63)
MAI	(0.24)	(0.19)	(5.48)	(5.46)



10 Most active stocks by value

Stock	Price (Bt)	Value (Btmn)	Chg (%)
BBL	136.50	2,577.07	(1.09)
KBANK	127.00	1,781.21	1.60
TISCO	94.75	1,699.56	(4.77)
SCB	105.00	1,319.99	-
DELTA	72.25	1,247.67	3.21
PTT	34.00	1,168.63	-
CPALL	57.00	1,471.56	0.44
ADVANC	196.00	1,146.43	(1.26)
TTB	1.80	870.56	-
PTTEP	159.00	866.50	0.32

Top 10 gainers

Stock	Price (Bt)	Value (Btmn)	Chg (%)
PPPM	0.04	0.96	33.33
JKN	0.82	101.30	30.16
BKGI	3.26	429.30	13.19
KC	0.10	0.04	11.11
TTI	30.00	0.01	11.11
TKT	1.84	4.02	6.98
PMTA	9.20	0.00	6.36
JDF	2.84	6.21	5.97
BCT	69.75	2.06	5.68
CMAN	2.06	5.63	5.64

Top 10 losers

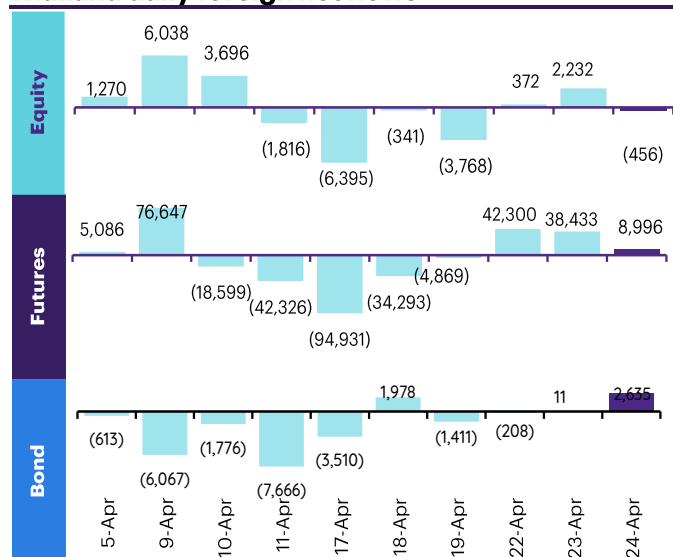
Stock	Price (Bt)	Value (Btmn)	Chg (%)
NATION	0.03	0.01	(25.00)
MIT	0.48	0.21	(14.29)
TGPRO	0.12	0.45	(7.69)
SSPF	5.00	0.13	(7.41)
GRAND	0.13	1.47	(7.14)
EVER	0.14	0.47	(6.67)
MNIT	2.04	0.01	(5.56)
TNPF	1.60	0.02	(5.33)
MILL	0.19	0.64	(5.00)
THE	1.16	0.06	(4.92)

Fund flow monitor

Regional foreign fund flows to equity

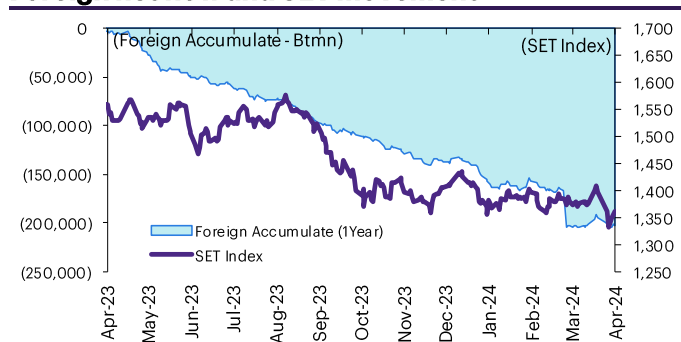
(US\$ Mn)	Thailand	Indonesia	Philippines	Malaysia	Vietnam	India	Taiwan	South Korea	Japan
Daily									
24-Apr-24	(12)	0	(32)		(10)		1,056	488	
23-Apr-24	60	(8)	(9)	(28)	(12)	(415)	144	(53)	
22-Apr-24	10	(57)	(14)	24	(9)	(314)	(480)	(598)	
19-Apr-24	(102)	(52)	(11)	(61)	27	93	(2,733)	(510)	
18-Apr-24	(9)	(45)	(11)	(29)		(498)	(195)	604	
Weekly									
WTD	58	(64)	(55)	(4)	(31)	(729)	720	(163)	11,355
19-Apr-24	(285)	(277)	(57)	(333)	(60)	(1,184)	(5,866)	(574)	0
12-Apr-24	217	0	(30)	(78)	(47)	459	(423)	1,006	11,355
5-Apr-24	51	(584)	(9)	(71)	(88)	(92)	(162)	1,141	11,637
29-Mar-24	(3)	(125)	(42)	(92)	(190)	387	(1,853)	1,540	(2,915)
Monthly									
MTD	40	(925)	(152)	(487)	(226)	(1,545)	(5,732)	1,411	22,992
Mar-24	(1,145)	506	(46)	(609)	(456)	4,016	(93)	3,816	(14,157)
Feb-24	82	646	129	277	(113)	483	3,390	6,120	7,415
Jan-24	(870)	534	80	145	7	(3,141)	1,433	2,254	17,148
YTD	(1,893)	761	11	(673)	(787)	(187)	(1,002)	13,599	33,397

Thailand daily foreign net flows

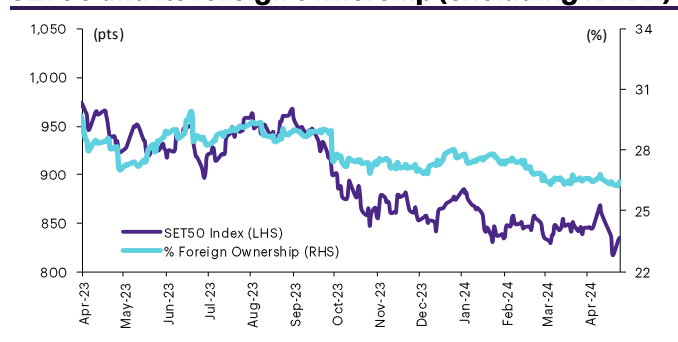


	Equity (Btmn)	SET50 futures (Contract)	Bond (Btmn)*	Bond (Btmn)
Daily				
24-Apr-24	(456)	8,996	1,500	2,635
Weekly				
WTD	2,148	89,729	14,861	2,438
19-Apr-24	(10,504)	(134,093)	(22,375)	(2,942)
12-Apr-24	7,918	15,722	2,833	(15,509)
5-Apr-24	1,846	26,579	4,474	(9,353)
29-Mar-24	(113)	(8,097)	(1,356)	15,201
Monthly				
MTD	1,408	(2,063)	(207)	(25,367)
Mar-24	(41,314)	102,406	17,387	(9,018)
Feb-24	2,862	(3,311)	(487)	(15,327)
Jan-24	(30,874)	(93,168)	(15,963)	(4,233)
Quarterly				
QTD	1,408	(2,063)	(207)	(25,367)
1Q24	(69,326)	5,927	937	(28,578)
4Q23	(35,319)	73,626	13,162	21,611
3Q23	(50,031)	(123,844)	(22,416)	(26,109)
2Q23	(50,263)	(85,648)	(15,901)	(7,364)
YTD	(67,918)	3,864	730	(53,945)
2023	(192,490)	(243,096)	(47,380)	10,930
2022	202,694	49,475	11,241	213,107

Foreign net flow and SET movement



SET50 and its foreign ownership (excluding NVDR)



Foreign buy/sell activity monitor

Most foreign holding value change

	Fgn hld (%)	Δ Fgn (M.shares)	Buy* (Btmn)
KBANK	42.52	6.56	834
TOP	18.47	1.72	102
BTS	9.57	7.40	46
CENTEL	7.50	0.80	36
PTT	8.49	0.90	31
PTTEP	13.83	0.19	30
KKP	9.87	0.57	30
IVL	70.42	1.15	28
BGRIM	38.81	0.74	19
BDMS	25.85	0.57	16

	Fgn hld (%)	Δ Fgn (M.shares)	Sell* (Btmn)
LH	10.41	(45.42)	(327)
TISCO	37.30	(2.67)	(253)
LH	10.41	(45.42)	(327)
CRC	14.65	(3.61)	(122)
BBL	27.11	(0.68)	(92)
AP	21.23	(4.59)	(48)
ADVANC	36.80	(0.21)	(41)
TTB	29.11	(21.82)	(39)
TOA	9.08	(1.33)	(31)
BCP	17.61	(0.70)	(31)

Top-5 NVDR net buy/sell

	Buy* (Btmn)	Sell* (Btmn)
CPALL	220	(112)
PTTEP	181	(102)
BBL	176	(86)
BDMS	141	(84)
HANA	131	(81)
PTTGC	94	(71)
BH	87	(64)
SCB	87	(57)
TOP	84	(44)
BTS	77	(37)

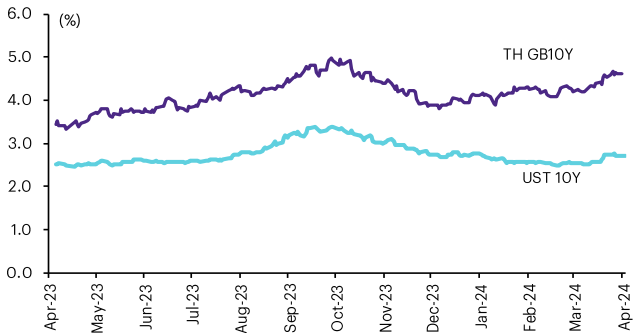
* InnovestX Research estimates

Multi-asset price update

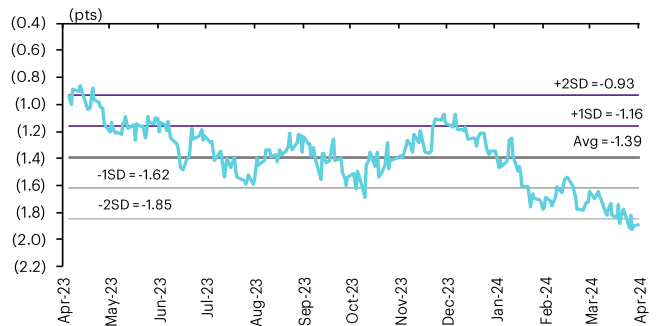
Key indicator update

	Close	24-Apr	WoW	MoM	YoY	YTD
Financial market condition						
VIX Index	15.97	1.78	(12.30)	21.08	(14.87)	28.27
Europe CDS (bps)	57.196	1.58	(4.30)	2.07	(27.07)	(1.38)
LIBOR OIS Spread (bps)	0	0.00	0.00	0.00	(24.05)	0.00
TED Spread (bps)	0.1759	(5.66)	(1.08)	(4.01)	(9.24)	(8.48)
Exchange rate						
Dollar Index	105.82	0.13	(0.09)	1.53	3.91	4.38
USD/THB	37.03	0.35	0.90	1.92	7.74	7.74
EUR/USD	1.07	(0.07)	0.23	(1.31)	(2.52)	(3.10)
USD/JPY	155.22	0.28	0.59	2.55	16.06	10.09
Bond: (Change in basis points)						
TH Gov Bond 2Y	2.36%	0.53	(2.04)	20.30	50.28	1.74
TH Gov Bond 10Y	2.72%	1.49	(4.33)	17.49	24.68	2.93
US Gov Bond 2Y	4.93%	0.00	1.80	34.01	100.68	67.29
US Gov Bond 10Y	4.65%	2.90	7.91	40.86	124.48	76.35
Commodities						
CRB Index	546.95	(0.74)	0.20	1.81	(0.09)	7.18
Gold (US\$/oz)	2,315.70	(0.25)	(1.90)	6.59	15.92	12.27
Gross Refining Margin (US\$/bbl)	3.45	(17.46)	(22.65)	(47.96)	23.66	(45.15)
Dubai Crude (US\$/bbl)	89.04	0.35	0.22	(5.71)	6.48	15.14
NYMEX Crude (US\$/bbl)	82.81	(0.66)	0.15	1.05	7.45	70.95
Baltic Dry Index (pts)	1,774.00	(1.66)	(3.80)	(16.44)	17.48	(15.28)

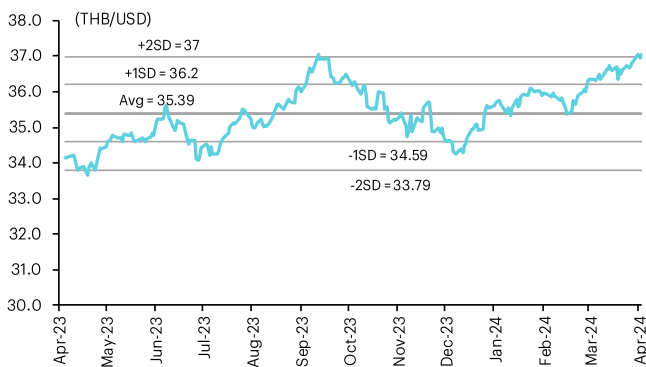
Thai and US 10-year government bond yield



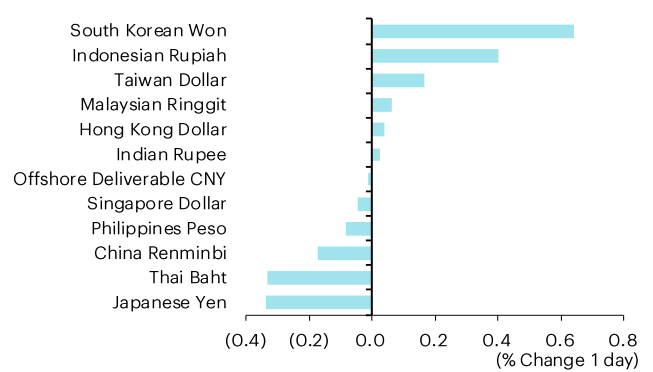
Thai and US 10-year government bond spread



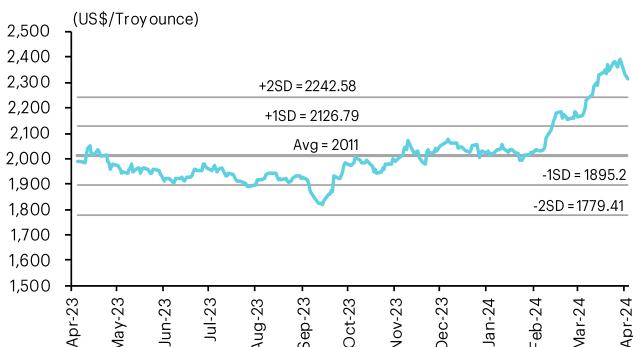
THB/USD exchange rate



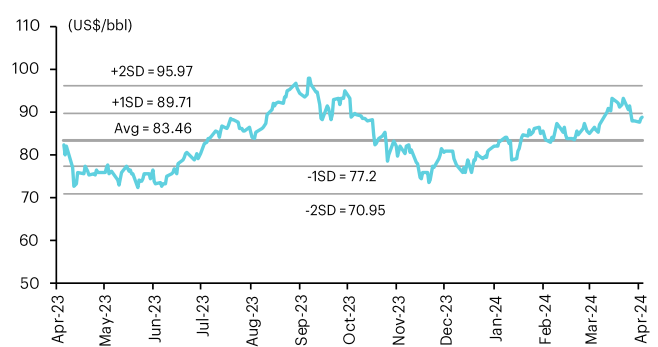
Regional foreign exchange rate spot return



Gold



Brent crude



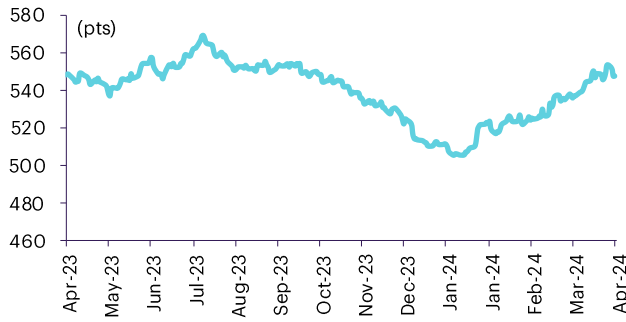
Commodities daily price update

	As of 24-Apr-24	-1W %	Avg. Price QTD in 1Q24	% QoQ	% YoY	Avg. Price in '23	% YoY	Avg. Price in '24	% YoY	Update
CRB Index	546.95	(0.2)	526.55	(1.0)	(4.6)	546.31	(7.81)	526.55	(3.6)	Daily
Energy Prices										
Crude Oil - Dubai (US\$/bbl)	87.86	(2.4)	83.25	(0.7)	4.7	81.93	(15.62)	83.25	1.6	Daily
Brent Crude (US\$/bbl)	88.84	(1.8)	84.60	0.4	4.2	82.60	(18.40)	84.60	2.4	Daily
West Texas Int. Cushing (US\$/bbl)	84.17	(1.5)	78.70	0.3	(3.1)	77.59	(17.93)	78.70	1.4	Daily
Crude Oil - Asia-Pacific Tapis Oil Spot (US\$/bbl)	93.72	(2.3)	88.21	(1.0)	8.6	86.52	(19.56)	88.21	2.0	Daily
Natural Gas Henry Hub (US\$/mmBTU)	1.64	(2.7)	2.03	(28.5)	(39.2)	3.10	(21.05)	2.03	(34.4)	Daily
Coal Price NEX (US\$/MT)	126.90	(1.2)	129.18	(5.3)	(51.3)	178.13	(51.19)	129.18	(27.5)	Friday
Oil Product Prices and Gross Refinery Margin										
Gas Oil 500 ppm Sulfur Singapore (US\$/bbl)	99.11	(3.8)	101.49	(3.1)	(4.0)	103.11	(21.20)	101.49	(1.6)	Daily
Gas Oil - Dubai (US\$/bbl)	11.25	(13.3)	18.24	(12.4)	(30.4)	21.18	(37.25)	18.24	(13.9)	Daily
Gasoline, 92 RON Spot (US\$/bbl)	99.11	(4.3)	101.49	(3.1)	(4.0)	103.11	(21.20)	101.49	(1.6)	Daily
Gasoline - Dubai (US\$/bbl)	11.25	(16.6)	18.24	(12.4)	(30.4)	21.18	(37.25)	18.24	(13.9)	Daily
Fuel Oil 180 Singapore Spot (US\$/bbl)	78.03	(0.4)	71.63	(31.6)	14.3	70.05	(12.98)	71.63	2.3	Daily
Fuel Oil - Dubai (US\$/bbl)	(9.83)	(15.6)	(11.63)	(9.8)	(31.0)	-11.88	(28.43)	(11.63)	(2.2)	Daily
Jet Kerosene - Spot Price (US\$/bbl)	99.78	(4.5)	102.81	(4.7)	(4.3)	105.01	(16.72)	102.81	(2.1)	Daily
Jet Kerosene - Dubai (US\$/bbl)	11.92	(17.8)	19.55	(18.7)	(29.8)	23.08	(20.38)	19.55	(15.3)	Daily
SG Refinery Margin (US\$/bbl)	3.45	(22.6)	5.47	(42.7)	(33.7)	6.86	95.65	6.59	-3.9438	Daily
Olefins Product Prices and Spread										
Ethylene, FOB Japan Spot (US\$/MT)	890	(1.1)	892	(3.5)	3.7	835	(16.61)	892	6.9	Tuesday
Ethylene Spread (US\$/MT)	181	(11.1)	202	320.2	26.4	181	(14.77)	202	11.9	Daily
Propylene, FOB Japan Spot (US\$/MT)	835	0.0	825	0.1	(10.6)	848	(14.27)	825	(2.8)	Tuesday
Propylene Spread (US\$/MT)	126	(9.0)	136	(17.8)	(39.4)	195	(3.11)	136	(30.3)	Daily
Naphtha - Singapore Spot FOB (US\$/MT)	709	1.8	689	4.6	(1.4)	654	(17.11)	689	5.5	Daily
Polyolefins Prices and Spread										
Polye HDPE SE Asia (US\$/MT)	1,040	0.0	1,025	9.9	(4.3)	1,033	(12.49)	1,025	(0.7)	Tuesday
HDPE-Naphtha Spread (US\$/MT)	331	(3.6)	336	219.1	(9.7)	379	(3.18)	336	(11.4)	Daily
Polye LDPE-Film, CFR SE Asia Spot (US\$/MT)	1,150	0.9	1,104	8.0	(4.0)	1,053	(26.77)	1,104	4.9	Tuesday
LDPE-Naphtha Spread (US\$/MT)	441	(0.6)	415	173.6	(7.9)	399	(38.51)	415	3.9	Daily
PP Film, Spot South East Asia (US\$/MT)	1,010	0.0	994	3.5	(7.0)	999	(14.92)	994	(0.5)	Tuesday
PP Spread (US\$/MT)	301	(4.0)	304	1.1	(17.6)	345	(10.45)	304	(11.7)	Daily
MEG Prices and Spread										
MEG, CFR South East Asia (US\$/MT)	530	0.0	545	10.8	3.8	500	(14.40)	545	8.8	Tuesday
MEG Spread (US\$/MT)	-22	(22.1)	-8	(78.9)	2.4	-17	(52.64)	-8	n.m.	Tuesday
Aromatics Product Prices and Spread										
Paraxylene, FOB USG Spot (US\$/MT)	1,125	0.4	1,102	(63.4)	0.2	1,103	(12.51)	1,102	(0.1)	Tuesday
Paraxylene Spread (US\$/MT)	383	6.4	398	4.9	(6.7)	411	(7.19)	398	(3.0)	Tuesday
Paraxylene - 92 RON Spread (US\$/MT)	280	18.0	236	21.0	19.6	224	54.61	236	5.6	Daily
Toluene, FOB Korea Spot (US\$/MT)	940	(0.5)	897	3.6	2.4	892	(7.35)	897	0.5	Tuesday
Benzene, CFR Japan Spot (US\$/MT)	1,090	0.9	1,030	11.7	8.6	918	(13.13)	1,030	12.2	Tuesday
Benzene Spread (US\$/MT)	461	(1.4)	418	24.6	24.4	344	(6.34)	418	21.5	Daily
Benzene - 92 RON Spread (US\$/MT)	245	24.2	164	471.1	251.8	38	(164.71)	164	326.8	Daily
Condensate (US\$/MT)	742	(2.4)	703	(0.7)	4.6	692	(15.39)	703	1.6	Daily
PTA Prices and Spread										
PTA, CFR South East Asia (US\$/MT)	810	1.3	787	1.2	(1.9)	802	(9.43)	787	(1.8)	Tuesday
PTA Spread (US\$/MT)	56	13.4	49	0.3	(26.0)	62	55.13	49	(21.2)	Tuesday
PVC Prices and Spread										
PVC, CFR South East Asia (US\$/MT)	790	(1.3)	787	(0.7)	(12.4)	844	(26.72)	787	(30.7)	Tuesday
Ethylene Spread (US\$/MT)	609	2.1	585	(1.9)	(20.8)	663	(29.41)	585	(11.8)	Tuesday
Ethylene Dichloride CFR Far East Asia (US\$/MT)	305	(6.2)	340	16.2	17.3	293	(45.94)	340	16.1	Tuesday
Metal										
Gold (US\$/Troy Ounce)	2,316	(2.8)	2,131	7.7	12.7	1,943	7.82	2,131	9.7	Daily
LME Copper 3 Month Rolling Forward (US\$/MT)	9,728	1.7	8,746	5.9	(2.3)	8,526	(3.17)	8,746	2.6	Daily
Silver Future (US\$/Troy Ounce)	27	(6.0)	25	2.7	25.1	23	(6.25)	25	6.5	Daily
China Composite Steel Prices (CNY/MT)	4,070	1.4	4,173	(0.9)	(7.2)	4,259	(10.71)	4,173	(2.0)	Daily
Agriculture Prices										
Malaysian Crude Palm Oil Spot Price(MYR/MT)	4,125	(4.2)	4,073	10.7	1.5	3,834	(25.34)	4,073	6.2	Daily
SGX Ribbed Smoked Sheet 3 (RSS3) Futures (US\$/KG.)	225	(10.0)	220	32.3	36.5	159	(13.70)	220	38.8	Daily
Sugar #11 (US\$/LB)	20	(1.1)	22	(9.0)	22.5	21	29.50	22	0.1	Daily
Freight Rate										
Baltic Freight Index: BDIY	1,774	2.5	1,809	(11.2)	77.6	1,394	(27.83)	1,809	29.8	Daily
Baltic Supramax Index: BSI58	1,430	11.7	1,213	(6.2)	30.9	1,030	(48.65)	1,213	17.8	Daily

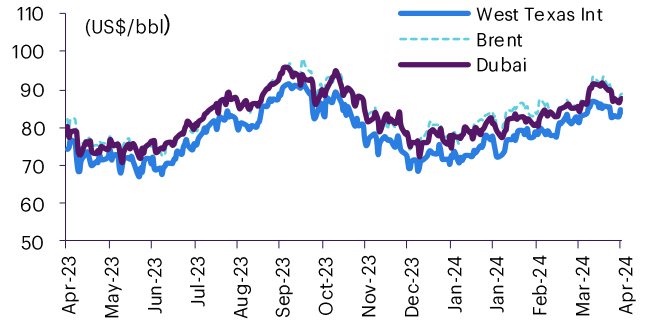
Source: Bloomberg Financial L.P., TQ Professional, BANPU, BOT, InnovestX Research

Commodities daily chart update

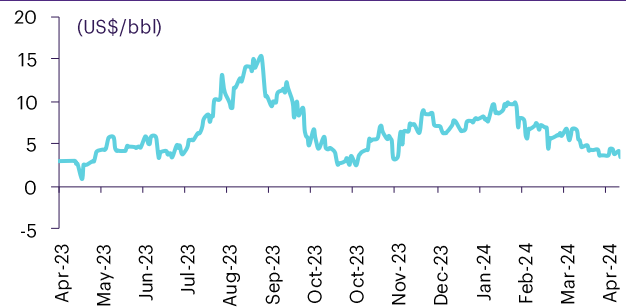
CRB US Spot All Commodities Price Index



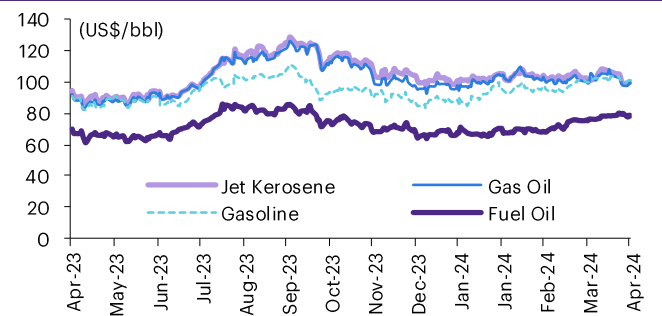
Crude prices



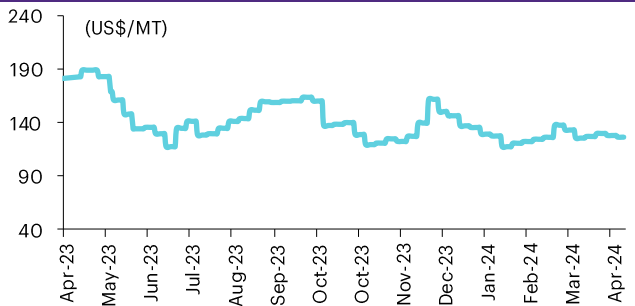
SG Dubai Hydrocracking Refinery Margin



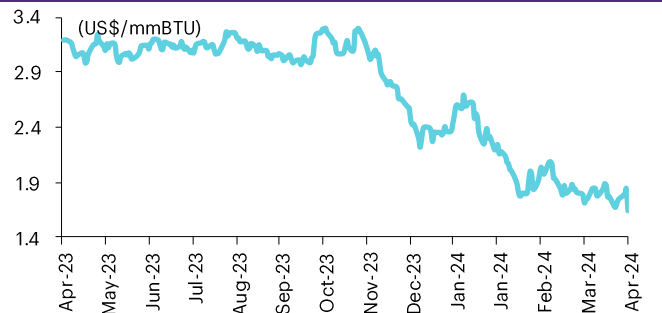
Oil product prices



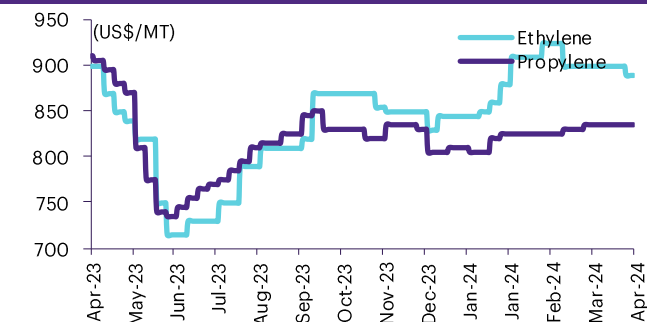
Coal price (NEX)



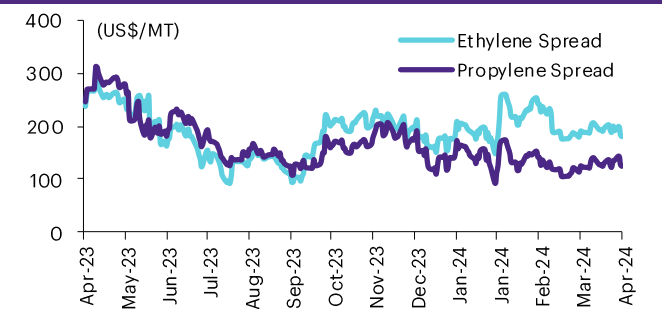
Natural gas prices (Henry hub)



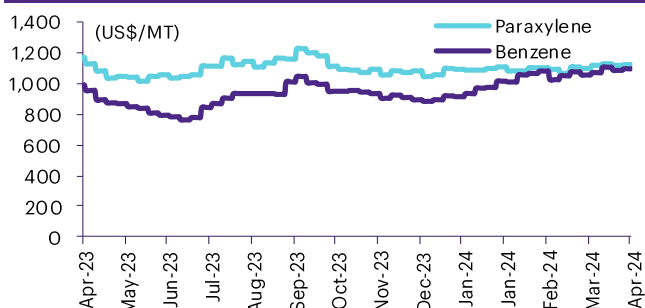
Olefins prices



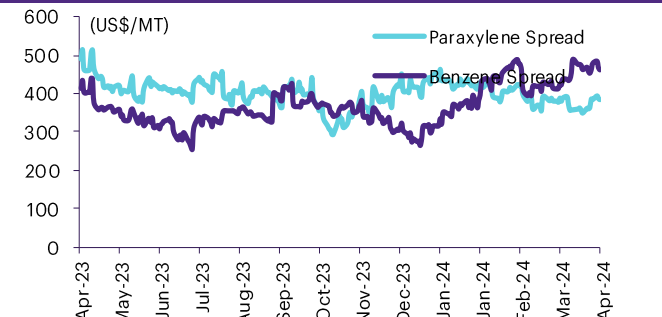
Olefins spreads



Aromatics prices

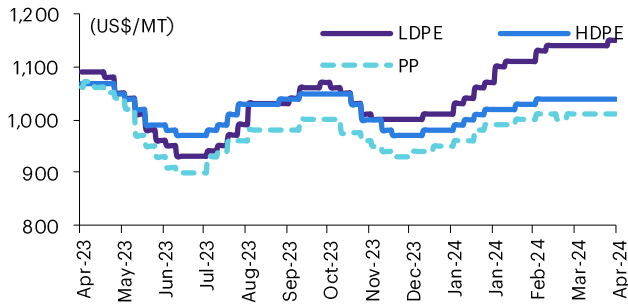


Aromatics spreads

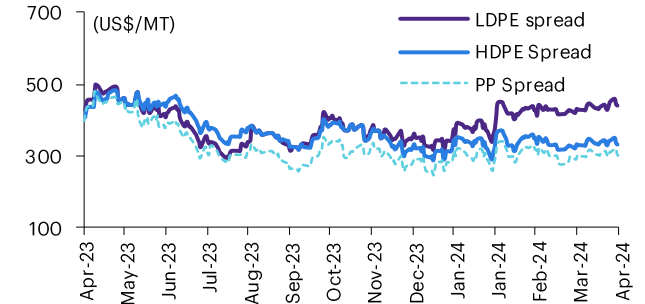


Commodities daily chart update

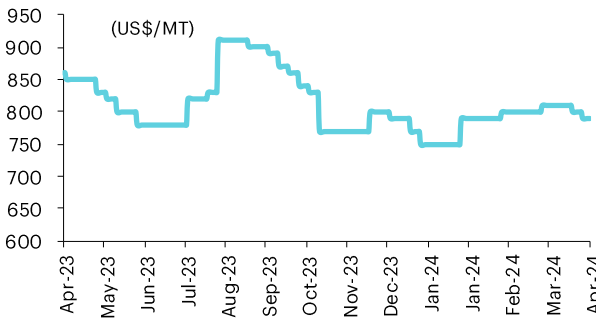
Polyolefins prices



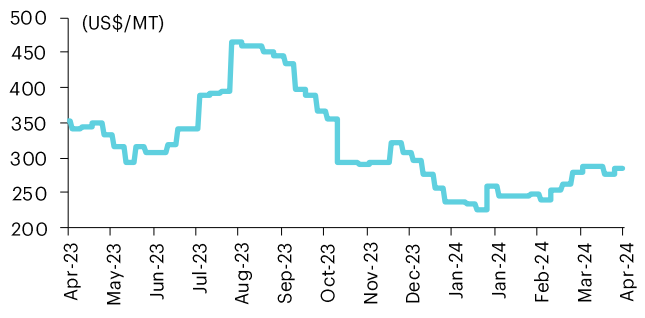
Polyolefins-Naphtha spreads



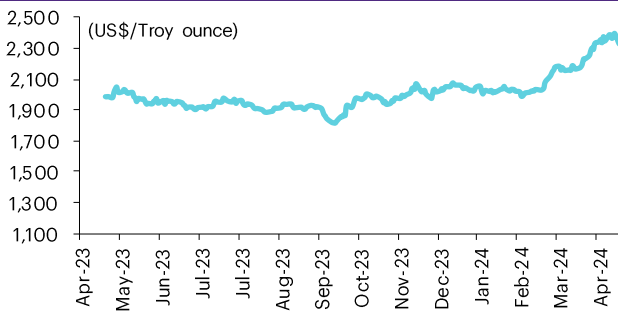
PVC price



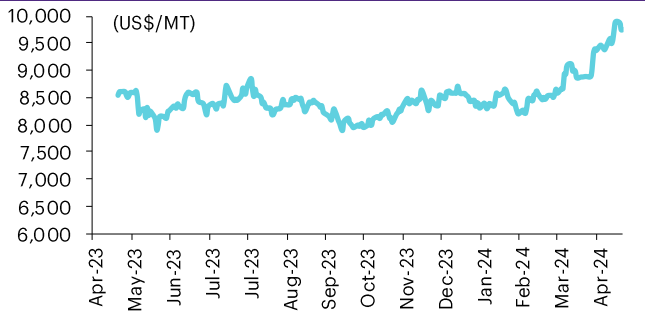
PVC spread



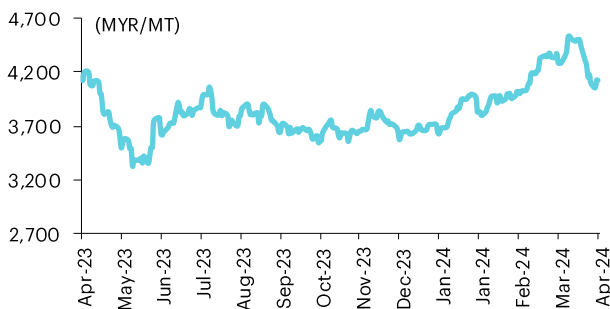
Gold price



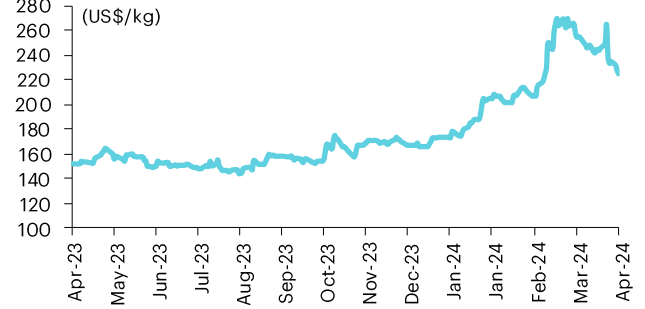
LME copper price



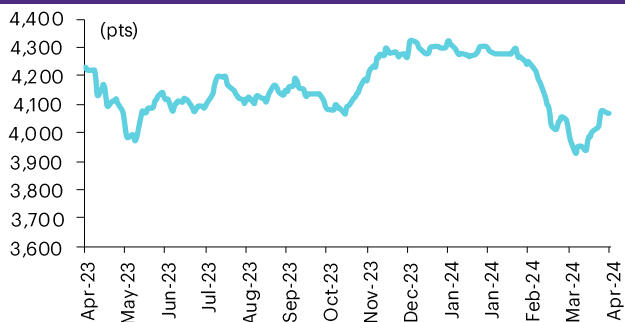
Malaysian crude palm oil price



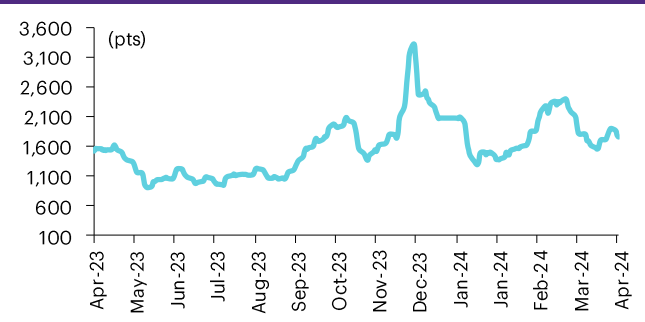
Rubber price (RSS3) futures



Steel price index



Baltic freight index



Source: Bloomberg Financial L.P., TQ Professional, BANPU, BOT, InnovestX Research

Short sales

	Volume (Shares)	Turnover (Bt)	Average price (Bt)	Last price 24-Apr-24	Gap between last close and short	Short sale volume comparing with main board
TQM	63,200	1,611,600	25.50	25.50	0.00	34.16
KTC-R	2,001,300	85,642,850	42.79	42.75	0.10	32.13
STANLY	6,000	1,290,700	215.12	215.00	0.05	29.27
OR	2,322,800	41,854,140	18.02	18.00	0.10	27.55
RS	61,400	780,350	12.71	12.80	(0.71)	25.21
SPCG-R	107,800	1,193,340	11.07	11.10	(0.27)	24.53
TTB	114,586,400	203,052,867	1.77	1.80	(1.55)	23.33
AMATA	633,800	14,383,620	22.69	22.40	1.31	22.33
PSL-R	1,318,800	10,087,320	7.65	7.70	(0.66)	22.29
PTT	7,319,900	248,874,950	34.00	34.00	(0.00)	21.61
STA-R	877,900	14,722,270	16.77	16.60	1.02	21.44
STGT	422,700	3,459,830	8.19	8.15	0.43	19.76
IVL-R	2,505,300	59,959,990	23.93	23.90	0.14	19.47
BCH	490,300	10,150,630	20.70	20.80	(0.47)	19.46
BEM-R	3,905,400	31,938,685	8.18	8.20	(0.27)	19.41
BEAUTY	1,600,000	976,000	0.61	0.61	0.00	18.74
SC	765,100	2,791,420	3.65	3.62	0.79	18.68
LH-R	7,854,800	56,351,925	7.17	7.20	(0.36)	18.37
TU-R	2,515,100	36,491,120	14.51	14.60	(0.62)	18.17
BLAND-R	911,400	601,524	0.66	0.66	0.00	17.67
MAJOR-R	294,100	4,339,650	14.76	14.80	(0.30)	17.26
AOT	2,055,300	132,708,850	64.57	64.75	(0.28)	17.12
KSL-R	197,500	451,956	2.29	2.30	(0.51)	16.97
GULF-R	1,461,300	60,022,350	41.07	41.25	(0.43)	16.87
SGP-R	25,100	193,110	7.69	7.70	(0.08)	16.86
CK	254,300	5,575,570	21.93	22.00	(0.34)	16.54
TIPH	38,400	1,137,625	29.63	29.75	(0.42)	16.31
GLOBAL	574,500	9,325,940	16.23	16.20	0.20	16.13
THG-R	89,100	3,624,625	40.68	40.25	1.07	16.01
AURA-R	43,800	580,980	13.26	13.20	0.49	15.93
SHR	609,100	1,460,732	2.40	2.38	0.76	15.91
SKY-R	32,900	872,125	26.51	26.50	0.03	15.82
DELTA-R	2,719,600	197,004,150	72.44	72.25	0.26	15.77
III	57,300	496,195	8.66	8.75	(1.03)	15.67
ASP	53,900	143,374	2.66	2.64	0.76	15.66
STEC	389,400	4,039,130	10.37	10.20	1.69	15.32
AP	3,517,700	36,974,370	10.51	10.50	0.10	15.29
KCE-R	907,500	36,169,225	39.86	39.75	0.27	15.20
SCC-R	166,000	41,482,100	249.89	250.00	(0.04)	15.18
MAJOR	257,900	3,802,780	14.75	14.80	(0.37)	15.14
COM7-R	1,392,500	25,438,080	18.27	18.30	(0.18)	15.12
INTUCH-R	213,300	14,188,225	66.52	66.50	0.03	15.04
AWC	7,356,400	32,051,898	4.36	4.34	0.39	14.97
BA	147,400	2,475,920	16.80	16.70	0.58	14.43
BCH-R	363,600	7,534,210	20.72	20.80	(0.38)	14.43
EGCO-R	43,200	4,815,950	111.48	111.50	(0.02)	14.39
SAT	45,800	755,700	16.50	16.60	(0.60)	14.15
KTB	5,625,900	91,119,380	16.20	16.20	(0.02)	14.11
BH-R	253,500	57,854,400	228.22	231.00	(1.20)	14.02
TOP-R	1,570,800	91,792,300	58.44	59.00	(0.95)	13.95
BANPU-R	2,686,800	14,609,060	5.44	5.45	(0.23)	13.95
EKH	25,500	193,800	7.60	7.60	0.00	13.81
PLANB	502,700	4,217,555	8.39	8.30	1.08	13.79
DOHOME	788,100	8,487,150	10.77	10.80	(0.29)	13.49
CHG	1,729,300	4,969,040	2.87	2.88	(0.23)	13.40
ADVANC	751,800	148,329,850	197.30	196.00	0.66	13.23
INTUCH	186,600	12,413,725	66.53	66.50	0.04	13.15
S	379,500	312,781	0.82	0.82	0.51	13.10
IRPC-R	2,913,100	5,776,788	1.98	1.97	0.66	13.04
CPN-R	1,206,400	75,443,025	62.54	62.25	0.46	12.97
OR-R	1,092,500	19,663,690	18.00	18.00	(0.01)	12.96
TTB-R	62,646,500	111,029,411	1.77	1.80	(1.54)	12.76
KEX	88,600	377,784	4.26	4.24	0.56	12.73
TU	1,746,700	25,480,440	14.59	14.60	(0.08)	12.62
TRUE-R	6,405,700	50,124,905	7.83	7.85	(0.32)	12.60
COM7	1,149,400	21,000,100	18.27	18.30	(0.16)	12.48
SPCG	53,000	588,530	11.10	11.10	0.04	12.06
BTS	5,625,600	35,097,890	6.24	6.25	(0.18)	11.84
BBL-R	1,745,000	238,664,850	136.77	136.50	0.20	11.82
TTW-R	376,000	3,313,855	8.81	8.85	(0.41)	11.82
MTC	926,100	42,311,525	45.69	45.50	0.41	11.65

	Volume (Shares)	Turnover (Bt)	Average price (Bt)	Last price 24-Apr-24	Gap between last close and short	Short sale volume comparing with main board
SIRI	5,204,700	8,722,704	1.68	1.67	0.35	11.55
TVO	29,900	565,980	18.93	19.00	(0.37)	11.30
IRPC	2,520,900	4,991,584	1.98	1.97	0.51	11.28
TMT	5,300	28,885	5.45	5.40	0.93	11.28
GLOBAL-R	400,900	6,507,660	16.23	16.20	0.20	11.26
TKN	279,900	2,834,430	10.13	10.10	0.26	11.21
SPRC-R	749,700	6,150,420	8.20	8.25	(0.56)	11.13
GULF	962,400	39,650,175	41.20	41.25	(0.12)	11.11
BCPG	361,100	2,390,570	6.62	6.60	0.31	11.03
TOP	1,240,600	72,729,600	58.62	59.00	(0.64)	11.02
PSL	641,100	4,926,150	7.68	7.70	(0.21)	10.83
GPSC-R	552,000	26,557,250	48.11	48.00	0.23	10.75
EGCO	31,900	3,559,550	111.58	111.50	0.08	10.62
NOBLE	42,300	156,226	3.69	3.70	(0.18)	10.41
AAV	2,808,300	6,301,118	2.24	2.22	1.07	10.39
BBL	1,520,500	208,204,200	136.93	136.50	0.32	10.30
BH	185,000	42,220,800	228.22	231.00	(1.20)	10.23
JMART	603,000	8,494,890	14.09	14.10	(0.09)	10.15
PTTEP-R	550,800	87,537,850	158.93	159.00	(0.04)	10.11
TQM-R	18,700	475,800	25.44	25.50	(0.22)	10.11
GPSC	503,800	24,331,950	48.30	48.00	0.62	9.81
MTC-R	763,800	34,809,625	45.57	45.50	0.16	9.61
AMATA-R	272,100	6,166,640	22.66	22.40	1.17	9.59
MEGA-R	35,900	1,471,000	40.97	40.50	1.17	9.49
THCOM	644,900	8,296,180	12.86	12.80	0.50	9.48
NER	773,600	4,102,640	5.30	5.15	2.98	9.37
PTT-R	3,172,200	107,803,575	33.98	34.00	(0.05)	9.37
CKP-R	876,500	3,547,698	4.05	4.08	(0.79)	9.16
DCC-R	411,000	718,280	1.75	1.73	1.02	9.01
CK-R	137,300	3,008,580	21.91	22.00	(0.40)	8.93
CRC-R	1,041,700	35,254,800	33.84	33.75	0.28	8.93
KSL	102,600	234,718	2.29	2.30	(0.53)	8.82
MINT	823,300	27,006,500	32.80	32.75	0.16	8.77
CPALL	1,691,800	96,428,725	57.00	57.00	(0.00)	8.63
BAM	800,300	7,693,000	9.61	9.60	0.13	8.59
SC-R	350,600	1,278,030	3.65	3.62	0.70	8.56
ADVANC-R	481,400	94,934,500	197.21	196.00	0.61	8.47
CPAXT-R	867,500	28,224,375	32.54	32.75	(0.66)	8.38
CPF-R	691,900	12,641,750	18.27	18.30	(0.16)	8.32
BEM	1,651,500	13,540,425	8.20	8.20	(0.01)	8.21
OSP-R	1,383,300	29,355,070	21.22	21.30	(0.37)	8.13
TTW	258,400	2,294,085	8.88	8.85	0.32	8.12
BCP-R	329,700	14,538,775	44.10	44.00	0.22	8.03
CBG-R	380,600	25,108,775	65.97	65.50	0.72	7.98
BGRIM	676,500	17,486,475	25.85	25.50	1.37	7.87
HTC	40,400	709,670	17.57	17.50	0.38	7.81
PRM-R	1,031,300	7,904,395	7.66	7.65	0.19	7.68
BTG-R	115,800	2,577,740	22.26	22.50	(1.07)	7.64
BPP	45,000	640,190	14.23	14.30	(0.51)	7.63
SAWAD	525,700	21,153,725	40.24	40.00	0.60	7.60
NEX-R	395,700	3,695,985	9.34	9.20	1.53	7.58
TOA-R	144,400	3,398,500	23.54	23.30	1.01	7.48
ORI	225,000	1,549,640	6.89	6.85	0.54	7.43
LH	3,172,900	22,981,910	7.24	7.20	0.60	7.42
GUNKUL-R	1,226,900	3,143,810	2.56	2.54	0.88	7.38
HMPRO	1,318,100	13,574,240	10.30	10.30	(0.02)	7.06
TLI	608,100	5,442,495	8.95	8.95	0.00	7.06
THANI	1,474,000	3,621,086	2.46	2.44	0.68	6.97
PTG-R	241,600	2,112,245	8.74	8.70	0.49	6.79
JMT	642,300	13,606,210	21.18	21.30	(0.55)	6.78
BLA	130,300	2,286,410	17.55	17.60	(0.30)	6.72
CPF	557,800	10,171,930	18.24	18.30	(0.35)	6.71
SUSCO	152,400	616,346	4.04	4.02	0.60	6.70
RS-R	16,300	207,260	12.72	12.80	(0.66)	6.69
MBK-R	142,100	2,336,140	16.44	16.50	(0.36)	6.66
M	38,600	1,409,175	36.51	36.50	0.02	6.65
TIDLOR	1,370,700	28,571,870	20.84	20.70	0.70	6.64
PTTGC	1,129,200	42,595,625	37.72	37.50	0.59	6.58
NRF	483,300	2,457,405	5.08	5.20	(2.22)	6.57
KBANK	888,700	111,896,400	125.91	127.00	(0.86)	6.56
ASK	47,200	791,760	16.77	16.80	(0.15)	6.49
STA	265,600	4,423,020	16.65	16.60	0.32	6.49
CHG-R	828,300	2,379,092	2.87	2.88	(0.27)	6.42

Source: SET, InnovestX Research

Director trade

1. Director trade as reported on Apr 24, 2024

Company	Name of Director	Product	Transaction date	Amount (Shares)	Average Price (Bt)	Amount (Bt)	Buy/Sell
AMARIN	Mr. THAPANA SIRIVADHANABHAKDI	Common Share	23-04-24	741,482	5.00	3,707,410	Purchase
BKD	Mrs. NUCHANART RATANASUWANACHART	Common Share	23-04-24	165,000	1.31	216,150	Purchase
EP	Mr. YUTH CHINSUPAKUL	Common Share	23-04-24	25,700	2.62	67,334	Purchase
EP	Mr. YUTH CHINSUPAKUL	Common Share	23-04-24	5,600	2.57	14,392	Purchase
MICRO	Mrs. ROTSANAN YINGTHAWEEESAK	Common Share	22-04-24	20,000	2.06	41,200	Purchase
Total						Purchase	4,046,486
						Sale	0
						Net	<u>4,046,486</u>

Corporate calendar

Mon 22	Tue 23	April Wed 24	Thu 25	Fri 26
<p>XD AEONTS Bt.2.95 AIT Bt.0.17 HMPRO Bt.0.22 KBANK Bt.6 KGI Bt.0.31 NER Bt.0.29 PACO Bt.0.04 SMART Bt.0.0912 SVI Bt.0.135 THANA Bt.0.028 TTCL Bt.0.1 WINDOW Bt.0.023</p> <p>XR MITSIB 1:1 @Bt.0.70</p> <p>XW MTW 2:1 NER 6:1</p> <p>XE MBK-W2 1:1.1091 @Bt.2.7047</p> <p>PD BCPG Bt.0.15 BDMS Bt.0.35 MEGA Bt.0.8 PTTEP Bt.5.25 SCGD Bt.0.15 SCGP Bt.0.3</p> <p>Last trading day RWI-W3</p> <p>Decreased capital M-PAT</p> <p>Share listing MBK 3,104,222 Shares</p>	<p>XD BBL Bt.5 LVMH01 Bt.-</p> <p>XE RWI-W3 1:1 @Bt.1.5</p> <p>PD BA Bt.0.5 BKD Bt.0.05 GPSC Bt.0.44 NETEASE80 Bt.0.07127 SCC Bt.3.5 TFM Bt.0.13</p> <p>Last trading day SAMART-W3 SAMTEL-W1 ASW-W1</p>	<p>XD DTCI Bt.0.25 SAPPE Bt.2.18 TIDLOR Bt.0.2698 TIDLOR 27:1 XD(ST) TISCO Bt.5.75 TISCO-P Bt.5.75</p> <p>XE ASW-W1 1:1 @Bt.12 SAMART-W3 1:1 @Bt.10 SAMTEL-W1 1:1.005 @Bt.11.936</p> <p>PD BCP Bt.1.5 ITC Bt.0.35 LHSC Bt.0.166 METABOX Bt.0.00145 MSC Bt.0.5 PTTGC Bt.0.75 QHPF Bt.0.11</p> <p>Name change SOG-SAHACOGEN (CHONBURI) to "RATCH PATHANA ENERGY"</p> <p>New securities TERA (mai Index)</p> <p>New warrant ZIGA-W2</p> <p>Share listing XPG 852,177,379 Shares TITLE 60,158,124 Shares</p>	<p>XD BUI Bt.0.3 BUI 4:1 XD(ST) QH Bt.0.1 TM Bt.0.033 WHAUP Bt.0.1925</p> <p>PD BIZ Bt.0.3 DCC Bt.0.012 DELTA Bt.0.45 EGCO Bt.3.25 GFPT Bt.0.15 GULF Bt.0.88 SPVI Bt.0.145 SVOA Bt.0.0425 TTW Bt.0.3</p> <p>Share listing PRG 8,666 Shares</p>	<p>XD AMARC Bt.0.039 ANI Bt.0.05 ASML01 Bt.- BGC Bt.0.08 KFP Bt.1.75 MFC Bt.1.3 NSL Bt.0.35 NYT Bt.0.36 SPA Bt.0.01389 SPA 2:1 XD(ST) TKC Bt.0.15 TPS Bt.0.18</p> <p>PD BPP Bt.0.4 CEYE Bt.0.15 GPI Bt.0.055 IRPC Bt.0.03 KIAT Bt.0.01 MST Bt.0.11 SMPC Bt.0.21 TASCO Bt.1 THCOM Bt.0.13 TU Bt.0.24</p> <p>Last trading day RS-W4 MILL-W6</p>
<p>29</p> <p>XD APCO Bt.0.18 BAM Bt.0.38 HK01 Bt.- HK13 Bt.- LHFG Bt.0.03 LPF Bt.0.2238 MTC Bt.0.21 NAT Bt.0.025 PJW Bt.0.06 RPH Bt.0.19 RSP Bt.0.13 SAK Bt.0.15 SKR Bt.0.09 SORKON Bt.0.2 SUN Bt.0.25 SUN 5:1 XD(ST)</p> <p>XE MILL-W6 1:1.195 @Bt.1.256 RS-W4 1:1.215 @Bt.23.86</p> <p>PD CPAXT Bt.0.39 KDH Bt.2 NVDABOX Bt.0.00052 OR Bt.0.27 THANI Bt.0.02 THANI 10:1 XD(ST) UAC Bt.0.1</p>	<p>XD APP Bt.0.15 ASW Bt.0.25 BBIK 1:0.837 XD(ST) BBIK Bt.0.3815 BJC Bt.0.65 BRI Bt.0.603 CM Bt.0.09 CPNREIT Bt.0.3618 GYT Bt.7 III Bt.0.18 KISS Bt.0.09 MEB Bt.0.65 MENA Bt.0.03 MFEC Bt.0.4 PDJ Bt.0.1 PREB Bt.0.4 RPC Bt.0.04 SAMCO Bt.0.03 SCG Bt.0.05 STEG19 Bt.- TFG Bt.0.01 TPCH Bt.0.4 TPCS Bt.0.65 WACOAL Bt.0.7</p> <p>XW BC 10:1 TFG 10:1</p> <p>PD ARIP Bt.0.0215 ASK Bt.1.16 ATP30 Bt.0.02 BANPU Bt.0.2 BKNGBOX Bt.0.00405 BLC Bt.0.07 GC Bt.0.16 JR Bt.0.04 KCCAMC Bt.0.0543 MAJOR Bt.0.15 PTT Bt.1.2 QTC Bt.0.2 TMT Bt.0.15 TOP Bt.2.75</p>			

XD - Cash Dividend
XD(ST) - Stock Dividend

PD - Payment Date
XR - Rights for Common

XW - Rights for Warrant
XT - Rights for Transferable Subscription Right

XE - Warrant Exercise
CW - Capital write-down

SP - Suspension

Disclaimer

The information in this report has been obtained from sources believed to be reliable. However, its accuracy or completeness is not guaranteed. Any opinions expressed herein reflect our judgment at this date and are subject to change without notice. This report is for information only. It is not to be construed as an offer, or solicitation of an offer to sell or buy any securities. We accept no liability for any loss arising from the use of this document. We or our associates may have an interest in the companies mentioned therein.

InnovestX Securities Company Limited (“INVX”) is wholly owned by SCB X Public Company Limited (“SCBX”) and The Siam Commercial Bank Public Company Limited (“SCB”) is majority-owned by SCBX. Any information related to SCB is for sector comparison purpose.

This document is prepared by InnovestX Securities Company Limited (“INVX”) which is wholly owned by SCB X Public Company Limited (“SCBX”). The Siam Commercial Bank Public Company Limited, which is majority-owned by SCBX, acts as financial advisor of the LH Hotel Leasehold Real Estate Investment Trust. Any opinions, news, research, analyses, prices, statements, forecasts, projections and/or other information contained in this document (the “Information”) is provided as general information purposes only and shall not be construed as individualized recommendation of an offer to buy or sell or the solicitation of an offer to buy or sell any securities. INVX and/or its directors, officers and employees shall not be liable for any direct, indirect, incidental, special or consequential loss or damage, resulting from the use of or reliance on the Information, including without limitation to, damages for loss of profits. The investors shall use the Information in association with other information and opinion, including their own judgment in making investment decision. The Information is obtained from sources believed to be reliable, and INVX cannot guarantee the accuracy, completeness and/or correctness of the Information.

INVX reserves the right to modify the Information from time to time without notice and in its sole discretion. This document is delivered to intended recipient(s) only and is not permitted to reproduce, retransmit, disseminate, sell, distribute, republish, circulate or commercially exploit the Information in any manner without the prior written consent of INVX.

Futures and Options trading carry a high level of risk with the potential for substantial losses, and are not suitable for all persons. Before deciding to trade Futures and Options, you should carefully consider your financial position, investment objectives, level of experience, and risk appetite if Futures and Options trading are appropriate. The possibility exists that you could sustain a loss of some or all of your initial investment. You should be aware of all the risks associated with Futures and Options trading, and you are advised to rely on your own judgment while making investment decision and/or should seek advice from professional investment advisor if you have any doubts.

This document is delivered to intended recipient(s) only and is not permitted to reproduce, retransmit, disseminate, sell, distribute, republish, circulate or commercially exploit the Information in any manner without the prior written consent of INVX.

© Copyright 2022 InnovestX Securities Co., Ltd. All right reserved.

CG Rating 2023 Companies with CG Rating

Companies with Excellent CG Scoring

7UP, AAV, ABM, ACE, ACG, ADB, ADD, ADVANC, AEONTS, AF, AGE, AH, AHC, AIRA, AIT, AJ, AKP, AKR, ALLA, ALT, AMA, AMARIN, AMATA, AMATAV, ANAN, AOT, AP, APCO, APCS, ARIP, ARROW, ASEFA, ASK, ASP, ASW, ATP30, AUCTION, AWC, AYUD, B, BA, BAFS, BAM, BANPU, BAY, BBGI, BBIK, BBL, BC, BCH, BCP, BCPG, BDMS, BEC, BEM, BEYOND, BGC, BGRIM, BH, BIZ, BJC, BJCHI, BKI, BLA, BOL, BPP, BRI, BROOK, BRR, BTS, BTW, BWG, BYD, CBG, CENTEL, CFRESH, CHASE, CHEWA, CHG, CHOW, CIMBT, CIVIL, CK, CKP, CM, CNT, COLOR, COM7, COTTO, CPALL, CPAXT, CPF, CPI, CPL, CPN, CPW, CRC, CRD, CSC, CSS, CV, DCC, DDD, DELTA, DEMCO, DMT, DOHOME, DRT, DUSIT, EA, EASTW, ECF, ECL, EE, EGCO, EPG, ERW, ETC, ETE, FE, FLOYD, FN, FPI, FPT, FSX, FVC, GBX, GC, GCAP, GENCO, GFPT, GGC, GLAND, GLOBAL, GPSC, GRAMMY, GULF, GUNKUL, HANA, HARN, HENG, HMPRO, HPT, HTC, ICC, ICHI, ICN, IILINK, ILM, IMH, IND, INET, INTUCH, IP, IRC, IRPC, ITC, ITEL, IVL, JAS, JLS, KBANK, KCC, KCE, KEX, KKP, KSL, KTB, KTC, KTMS, KUMWEL, KUN, LALIN, LANNA, LH, LHFG, LIT, LOXLEY, LPN, LRH, LST, M, MAJOR, MALEE, MATCH, MBK, MC, M-CHAI, MCOT, MEGA, MFC, MFEC, MILL, MINT, MONO, MOONG, MSC, MST, MTC, MTI, NC, NCH, NCL, NDR, NER, NKI, NOBLE, NRF, NTV, NVD, NWR, NYT, OCC, OISHI¹, ONEE, OR, ORI, OSP, OTO, PAP, PATO, PB, PCSGH, PDG, PDJ, PG, PHOL, PIMO, PJW, PLANB, PLAT, PLUS, PM, POLY, PORT, PPP, PPS, PR9, PRG, PRINC, PRM, PRTR, PSH, PSL, PT, PTC, PTT, PTTEP, PTTGC, Q-CON, QH, QTC, RATCH, RBF, RPH, RS, RT, S, S&J, SA, SABINA, SAK, SMART, SAMTEL, SAPPE, SAT, SBNEXT, SC, SCB, SCC, SCCC, SCG, SCGP, SCM, SDC, SEAFCO, SEAOL, SECURE, SELIC, SENA, SENX, SFP², SFT, SGC, SGF, SGP, SHR, SICT, SIRI, SIS, SITHAI, SJWD, SKR, SM, SMPC, SMT, SNC, SNNP, SNP, SO, SPALI, SPC, SPCG, SPI, SPRC, SR, SSC, SSF, SSSC, STA, STC, STEC, STGT, STI, SUC, SUN, SUSCO, SUTHA, SVI, SVT, SYMC, SYNEX, SYNTEC, TACC, TAE, TCAP, TCMC, TEAMG, TEGH, TFG, TFMAMA, TGE, TGH, THANA, THANI, THCOM, THIP, THRE, THREL, TIDLOR, TIPH, TISCO, TK, TKN, TKS, TKT, TLI, TM, TMC, TMD, TMT, TNDT, TNITY, TNL, TNR, TOA, TOG, TOP, TPBI, TPCB, TPIPL, TPIPP, TPS, TQM, TQR, TRT, TRUE, TRV, TSC, TSTE, TSTH, TTA, TTB, TTCL, TTW, TURTL, TVDH, TVH, TVO, TVT, TWPC, UAC, UBE, UBIS, UKEM, UP, UPF, UPOIC, UV, VCOM, VGI, VIBHA, VIH, VL, WACOAL, WGE, WHA, WHAUP, WICE, WINMED, WINNER, XPG, YUASA, ZEN

Companies with Very Good CG Scoring

2S, A5, AAI, AIE, ALUCON, AMR, APURE, ARIN, AS, ASIA, ASIAN, ASIMAR, ASN, AURA, BR, BSBM, BTG, CEN, CGH, CH, CHIC, CI, CIG, CMC, COMAN, CSP, DOD, DPAINT, DV8, EFORL, EKH, ESSO, ESTAR, EVER, FORTH, FSMART, FTI, GEL, GPI, HEALTH, HUMAN, IFS, INSET, IT, J, JCKH, JDF, JKN, JMART, JUBILE, K, KCAR, KGI, KIAT, KISS, KK, KTIS, KWC, KWM, LDC, LEO, LHK, MACO, METCO, MICRO, MK, MVP, NCAP, NOVA, NTSC, PACO, PIN, PQS, PREB, PRI, PRIME, PROEN, PROS, PROUD, PSTC, PTECH, PYLON, RCL, SALEE, SANKO, SCI, SCN, SE, SE-ED, SFLEX, SINGER, SKN, SONIC, SORKON, SPVI, SSP, SST, STANLY, STP, SUPER, SVOA, SWC, TCC, TEKA, TFM, TMILL, TNP, TPLAS, TPOLY, TRC, TRU, TRUBB, TSE, VRANDA, WAVE, WFX, WIJK, WIN, WP, XO

Companies with Good CG Scoring

24CS, AMANAH, AMARC, AMC, APP, ASAP, BCT, BE8, BIG, BIOTEC, BLESS, BSM, BVG, CAZ, CCET, CHARAN, CHAYO, CHOTI, CITY, CMAN, CMR, CRANE, CWT, DHOUSE, DTCENT, EASON, FNS, FTE, GIFT, GJS, GTB, GTV, GYT, HL, HTECH, HYDRO, IIG, INGRS, INSURE, IRCP, ITD, ITNS, JCK, JMT, JR, JSP, KBS, KGEN, KJL, L&E, LEE, MASTER, MBAX, MEB, MENA, META, MGT, MITSIB, MJD, MOSHI, MUD, NATION, NNCL, NPK, NSL, NV, OGC, PAF, PCC, PEACE, PICO, PK, PL, PLANET, PLE, PMTA, PPM, PRAKIT, PRAPAT, PRECHA, PRIN, PSG, RABBIT, READY, RJH, RSP, RWI, S11, SAAM, SAF, SAMCO, SAWAD, SCAP, SCP, SIAM, SKE, SKY, SMART, SMD, SMIT, SOLAR, SPA, STECH, STPI, SVR, TC, TCCC³, TEAM, TFI, TIGER, TITLE, TKC, TMI, TNH, TPA, TPAC, TRITN, UBA, UMI, UMS, UTP, VARO, VPO, W, WARRIX, WORK, WPH, YONG, ZIGA

Corporate Governance Report

The material contained in this publication is for general information only and is not intended as advice on any of the matters discussed herein. Readers and others should perform their own independent analysis as to the accuracy or completeness or legality of such information. The Thai Institute of Directors, its officers, the authors and editor make no representation or warranty as to the accuracy, completeness or legality of any of the information contained herein. By accepting this document, each recipient agrees that the Thai Institute of Directors Association, its officers, the authors and editor shall not have any liability for any information contained in, or for any omission from, this publication.

The survey result is as of the date appearing in the Corporate Governance Report of Thai Listed Companies. As a result, the survey result may be changed after that date. InnovestX Securities Company Limited does not conform nor certify the accuracy of such survey result.

To recognize well performers, the list of companies attaining "Good", "Very Good" and "Excellent" levels of recognition (Not including listed companies qualified in the "no announcement of the results" clause from 1 January 2022 to 31 October 2023) is publicized.

¹OISHI was voluntarily delisted from the Stock Exchange of Thailand, effectively on September 6, 2023

²SFP was voluntarily delisted from the Stock Exchange of Thailand, effectively on July 19, 2023

³TCCC was voluntarily delisted from the Stock Exchange of Thailand effectively on August 25, 2023

Anti-corruption Progress Indicator

Certified (ได้มาตรฐาน)

2S, 7UP, AAI, ADVANC, AF, AH, AI, AIE, AIRA, AJ, AKP, AMA, AMANAH, AMATA, AMATAV, AP, APCS, AS, ASIAN, ASK, ASP, AWC, AYUD, B, BAFS, BAM, BANPU, BAY, BBGI, BBL, BCH, BCP, BCPG, BE8, BEC, BEYOND, BGC, BGRIM, BKI, BLA, BPP, BROOK, BRR, BSBM, BTS, BWG, CEN, CENTEL, CFRESH, CGH, CHEWA, CHOTI, CHOW, CIG, CIMBT, CM, CMC, COM7, CPALL, CPAXT, CPF, CPI, CPL, CPN, CPW, CRC, CSC, DCC, DELTA, DEMCO, DIMET, DOHOME, DRT, DUSIT, EA, EASTW, ECF, EGCO, EPG, ERW, ESTAR, ETC, ETE, FNS, FPI, FPT, FSMART, FTE, GBX, GC, GCAP, GEL, GFPT, GGC, GJS, GPI, GPSC, GSTEEL, GULF, GUNKUL, HANA, HARN, HENG, HMPRO, HTC, ICC, ICHI, IFS, IILINK, ILM, INET, INOX, INSURE, INTUCH, IRPC, ITEL, IVL, JAS, JKN, JR, JTS, KASET, KBANK, KBS, KCAR, KCCAMC, KCE, KGEN, KGI, KKP, KSL, KTB, KTC, L&E, LANNA, LHFG, LHK, LPN, LRH, M, MAJOR, MALEE, MATCH, MBAX, MBK, MC, MCOT, META, MFC, MFEC, MILL, MINT, MONO, MOONG, MSC, MST, MTC, MTI, NATION, NCAP, NEP, NKI, NOBLE, NRF, NWR, OCC, OGC, OR, ORI, PAP, PATO, PB, PCSGH, PDG, PDJ, PG, PHOL, PIMO, PK, PL, PLANB, PLANET, PLAT, PM, PPP, PPM, PPS, PR9, PREB, PRG, PRINC, PRM, PROS, PSH, PSL, PSTC, PT, PTECH, PTG, PTT, PTTEP, PTTGC, PYLON, Q-CON, QH, QLT, QTC, RABBIT, RATCH, RML, RS, RWI, S&J, SAAM, SABINA, SAK, SAPPE, SAT, SC, SCC, SCCC, SCG, SCGP, SCM, SCN, SEAOL, SE-ED, SELIC, SENA, SGC, SGP, SIRI, SITHAI, SKR, SMIT, SMK, SMPC, SNC, SNP, SORKON, SPACK, SPALI, SPC, SPI, SPRC, SRICHA, SSF, SSP, SSSC, SST, STA, STGT, STOWER, SUSCO, SVI, SYMC, SYNTEC, TAE, TAKUNI, TASCO, TCAP, TCMC, TFG, TFI, TFMAMA, TGE, TGH, THANI, THCOM, THIP, THRE, THREL, TIDLOR, TIPCO, TISCO, TKS, TKT, TMD, TMILL, TMT, TNITY, TNL, TNP, TNR, TOG, TOP, TOPP, TPA, TPCS, TRT, TRU, TSC, TSI, TSTE, TSTH, TTA, TTB, TTCL, TU, TVDH, TVO, TWPC, UBE, UBIS, UEC, UKEM, UOBKH, UV, VCOM, VGI, VIH, WACOAL, WHA, WHAUP, WICE, WIJK, XO, YUASA, ZEN, ZIGA

Declared (ประกาศเจตนา)

ACE, ADB, ALT, AMC, ASW, BLAND, BTG, BYD, CAZ, CBG, CV, DEXON, DMT, EKH, FSX, GLOBAL, GREEN, ICN, IHL, ITC, J, JMART, JMT, LEO, LH, MENA, MITSIB, MODERN, NER, NEX, OSP, PEER, PLUS, POLY, PQS, PRIME, PROEN, PRTR, RBF, RT, SA, SANKO, SCB, SENX, SFLEX, SIS, SKE, SM, SVOA, TBN, TEGH, TIPH, TKN, TPAC, TPLAS, TQM, TRUE, W, WPH, XPG

N/A

24CS, 3K-BAT, A, A5, AAV, ABM, ACAP, ACC, ACG, ADD, ADVICE, AEONTS, AFC, AGE, AHC, AIT, AJA, AKR, AKS, ALL, ALLA, ALPHAX, ALUCON, AMARC, AMARIN, AMR, ANAN, ANI, AOT, APCO, APREX, APO, APP, APURE, AQUA, ARIN, ARIP, ARROW, ASAP, ASEFA, ASIA, ASIMAR, ASN, ATP30, AU, AUCTION, AURA, B52, BA, BBIK, BC, BCT, BDMS, BEAUTY, BEM, BGT, BH, BIG, BIOTEC, BIS, BIZ, BJC, BJCHI, BKD, BKGI, BLC, BLESS, BLISS, BM, BOL, BPS, BR, BRI, BROCK, BSM, BSRC, BTNC, BTW, BUI, BVG, CCET, CCP, CEYE, CGD, CH, CHARAN, CHASE, CHAYO, CHG, CHIC, CHO, CI, CITY, CIVIL, CK, CKP, CMAN, CMO, CMR, CNT, COCOCO, COLOR, COMAN, CPANEL, CPH, CPR, CPT, CRANE, CRD, CREDIT, CSP, CSR, CSS, CTW, CWT, D, DCON, DDD, DHOUSE, DITTO, DOD, DPAINT, DTCENT, DTCL, DV8, EASON, ECL, EE, EFORL, EMC, ETL, EURO, EVER, F&D, FANCY, FE, FLOYD, FMT, FN, FORTH, FTI, FVC, GABLE, GENCO, GFC, GIFT, GL, GLAND, GLOCON, GLORY, GRAMMY, GRAND, GSC, GTB, GTV, GYT, HEALTH, HFT, HL, HPT, HTECH, HUMAN, HYDRO, I2, IFEC, IIG, IMH, IND, INGRS, INSET, IP, IRC, IRCP, IT, ITD, ITNS, ITHI, JAK, JCK, JCKH, JCT, JDF, JPARK, JSP, JUBILE, K, KAMART, KC, KCG, KCM, KDH, KEX, KIAT, KISS, KJL, KK, KKC, KLINIQU, KOOL, KTIS, KTMS, KUMWEL, KUN, KWC, KWI, KWM, KYE, LALIN, LDC, LEE, LIT, LOXLEY, LPH, LST, MANRIN, MASTER, MATI, MCA, M-CHAI, MCS, MDX, MEB, MEGA, METCO, MGC, MGI, MGT, MICRO, MIDA, MJD, MK, ML, MORE, MOSHI, MTW, MUD, MVP, NAM, NAT, NC, NCH, NCL, NDR, NEO, NETBAY, NEW, NEWS, NFC, NL, NNCL, NOK, NOVA, NPK, NSL, NTSC, NTV, NUSA, NV, NVD, NYT, OHTL, ONEE, ORN, PACE, PACO, PAF, PANEL, PCC, PEACE, PERM, PF, PHG, PICO, PIN, PJW, PLE, PLT, PMTA, POLAR, PORT, POST, PPM, PRAKIT, PRAPAT, PRECHA, PRI, PRIN, PRO, PROUD, PSG, PSP, PTL, QTCG, RAM, RCL, READY, RICHY, RJH, ROCK, ROCTEC, ROH, ROJINA, RP, RPC, RPH, RSP, S, S11, SABUY, SAF, SAFARI, SAFE, SALEE, SAM, SAMART, SAMCO, SAMTEL, SAUCE, SAV, SAWAD, SAWANG, SBNEXT, SCAP, SCGD, SCI, SCL, SCP, SDC, SE, SEAFCO, SECURE, SFT, SGF, SHANG, SHR, SIAM, SICT, SIMAT, SINGER, SINO, SISB, SJWD, SK, SKN, SKY, SLM, SLP, SMART, SMD, SMT, SNNP, SO, SOLAR, SONIC, SPA, SPCG, SPG, SPVI, SQ, SR, SRS, SSC, STANLY, STARK, STC, STEC, STECH, STHAI, STI, STP, STPI, SUC, SUN, SUPER, SUTHA, SVR, SVT, SWC, SYNEX, TACC, TAN, TAPAC, TC, TCC, TCJ, TCOAT, TEAM, TEAMG, TEKA, TERA, TFM, TGPRO, TH, THAI, THANA, THE, THG, THMUI, TIGER, TITLE, TK, TKC, TLI, TM, TMW, TNDT, NH, TNPC, TOA, TPBI, TPCH, TPIPL, TPIPP, TPL, TPOLY, TPP, TQR, TR, TRC, TRITN, TRP, TRUBB, TRV, TSE, TTI, TTT, TTW, TURTL, TVH, TVT, TWP, TWZ, TYCN, UAC, UBA, UMI, UMS, UNIQ, UP, UPF, UPOIC, UREKA, UTP, UVAN, VARO, VIBHA, VL, VNG, VPO, VRANDA, WARRIX, WAVE, WELL, WFX, WGE, WIN, WINDOW, WINMED, WINNER, WORK, WORLD, WP, YGG, YONG, ZAA

Explanations

Companies participating in Thailand's Private Sector Collective Action Coalition Against Corruption programme (Thai CAC) under Thai Institute of Directors (as of November 1, 2023) are categorised into: companies that have declared their intention to join CAC, and companies certified by CAC.