

สวัสดี ตอนเช้า

Market today



Expected to move within
1370-1385

The SET is expected to be range-bound with the upper bound at resistances of 1380 and 1385 in view of a short-term overbought signal and a rest in US markets last night, with the lower bound at support of 1370, which is expected to stand on hopes the Fed will cut interest rate in September.

Today's highlights



- The Ministry of Finance has said the Thai economy has problems as seen in a steady decline in its GDP growth from a peak of 5% during the "Tom Yum Goong" period to only 2%, moving opposite to other countries in the region that are experiencing higher growth rates, especially in exports, which used to be an important driver.
- The Thai Chamber of Commerce nationwide and over 50 trade associations that employ labour oppose the policy of raising the minimum wage to Bt400/day nationwide, as it will hurt the economic system and Thailand's competitiveness.
- The Ministry of Tourism reports around 12.6mn foreign tourists visited Thailand from Jan 1 to May 5, 2024, generating -Bt600bn baht in revenue. This week, the number of foreign tourists is expected to decline as low season begins.
- Chinese authorities say the city of Shenzhen has moved similar to other major cities by relaxing regulations on home purchases, with the aim of reviving the struggling real estate market.
- Chinese authorities report Tesla sold 62,167 Tesla electric vehicles produced in China in April, down 18%YoY, while BYD sold 312,048 electric vehicles in April, up 48.97%YoY.
- Disney's stock price fell 9.5% yesterday, its steepest single-day decline since November 2022, after reporting revenue of US\$22.08bn in 2QFY24, lower than market expectations.
- Apple's stock price rose 0.4% yesterday as it unveiled its new M4 chip, which it will use in the iPad Pro instead of in laptop products.

Strategy today



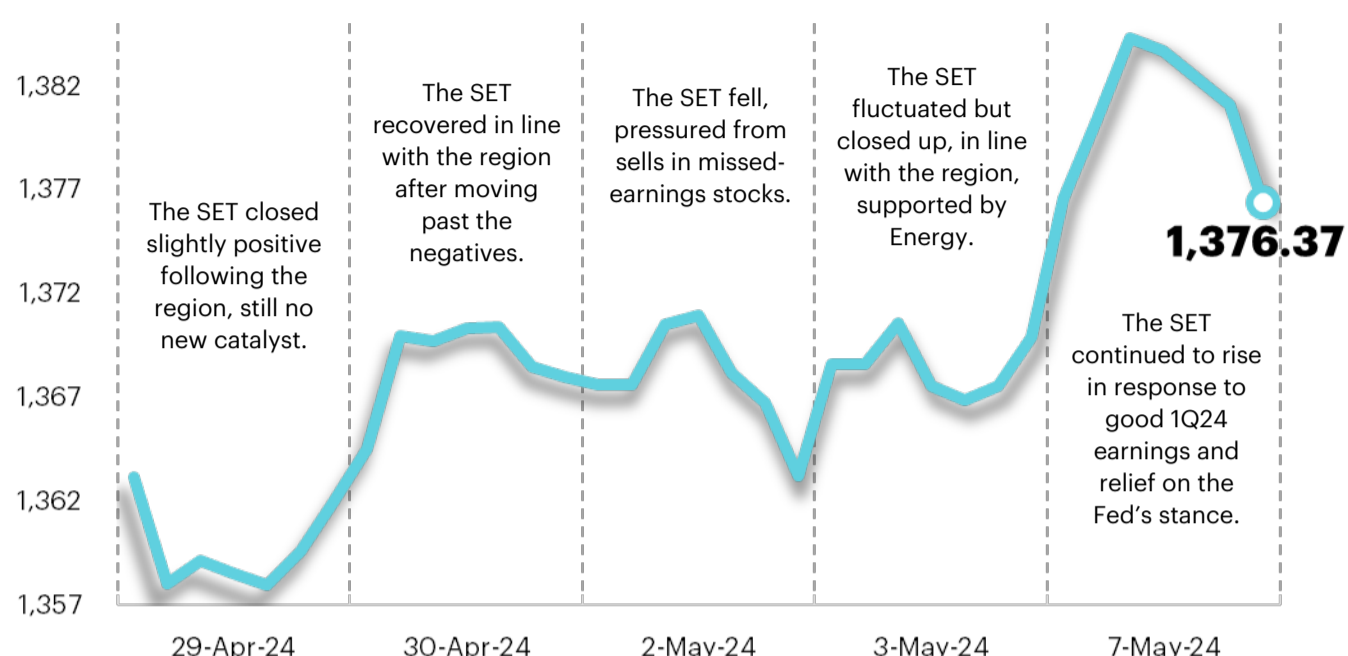
In the short-term the SET is expected to be range-bound, lacking a clear catalyst, while domestically the market is waiting for the release of 1Q24 operating results, due out by mid-May. The FOMC kept interest unchanged and signalled it would keep rate unchanged at the next meeting on June 11-12, as expected by the market. Our strategy is "Selective Buy".

Daily report

Wednesday, May 8, 2024

Support - Resistances

1370/1363 - 1380/1385



Trading today



The Thai capital market still lacks a clear catalyst, though the main item of interest at this time is the release of 1Q24 operating results. We recommend "Selective Buy" in four main themes:

- 1) Plays for speculation on 1Q24 earnings for stocks whose profit is expected to grow YoY and whose prices have not moved up much -- AOT, ERW, MINT, KCE and OPS. Be cautious about investing in power plant stocks which are at risk of FX loss given the weakened baht, which pressured 1Q24 earnings. GPSC, the first power plant stock to release results will do so on May 8. The market expects earnings to contract YoY.
- 2) Defensive stocks for risk-averse investors whose operating results do not fluctuate with the economy - Healthcare (BDMS), Land Transport (BEM), Commerce (CPALL and CPAXT), Telecommunication (ADVANC) and high-dividend property plays (AP).
- 3) For high-risk-takers and those who like to speculate on mid & small-cap stocks whose 1Q-2Q24 profits are expected to grow YoY and QoQ - ONEE, SNNP, THRE and TIDLOR.
- 4) The situation in the Middle East is less intense, while crude oil inventory was higher than expected last week due to seasonal factors. For the base case of a shadow war, Brent is expected to be -US\$90/bbl. Therefore, having oil stocks will help hedge risk from Middle East tension. For high-risk-takers, we recommend an upstream oil stock - PTTEP.

Daily top picks



TIDLOR: 1Q24 profit grew 23%QoQ and 16%YoY, slightly beating expectations, on higher NIM (lower-than-expected financial cost). Profit in 2024 is expected to grow 19% off lower credit cost, solid growth in loans and fee revenue, although there may be some drag from higher financial cost.

PSL: In the immediate term, sentiment is positive in view of the rise in BDI of 11%DoD to 2083, rising for the third day, and recovering 23.6% from its lowest point at 1,685. 2Q24 profit is expected to grow QoQ and YoY, backed by higher freight rate. Recommend buy for trading at not more than Bt9/share.



Today's reports

Petrochemicals – Product spreads improve on cheaper naphtha

BBL (High conviction) – Cheap valuation, better loan growth, NIM upside

AP – 1Q24: Net profit down, meets forecasts

DCC – 1Q24: Up YoY and QoQ on cost control

IRPC – 1Q24: Net profit better than expected

MTC – 1Q24: Slight beat on ECL with easing NPL inflow

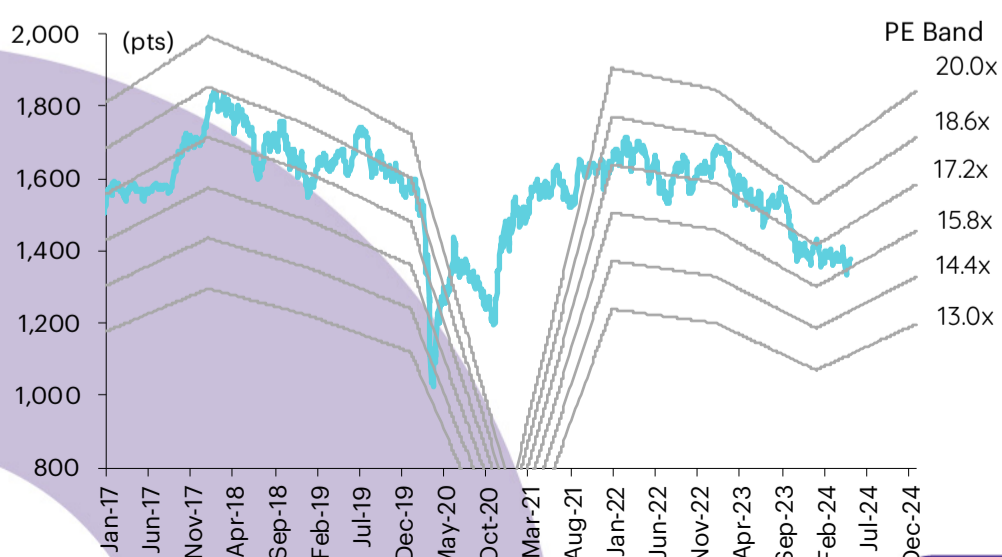
SPRC – 1Q24: Net profit beats estimates

TIDLOR – 1Q24: Slight beat on NIM

What to watch

Date	Event
7 May	Economic release: JP – Final services PMI for Apr EU – Retail sales for Mar
8 May	Economic release: US – Crude oil inventories
9 May	Economic release: CN – Trade balance for Apr US – Unemployment claims
10 May	Economic release: JP – Household spending for Mar TH – Consume confidence for Apr

SET Index movement



Daily report Wednesday, May 8, 2024

SET Index series

Index	7 May (pts)	Chg (pts)	Chg (%)	Value (Btmn)
SET	1,376.37	6.45	0.47	41,707.49
SET50	845.72	5.33	0.63	29,393.05
SET100	1,869.90	11.59	0.62	33,851.74
sSET	874.18	1.88	0.22	2,203.09
SETCLMV	822.33	0.93	0.11	15,286.89
SETHD	1,084.11	3.77	0.35	10,327.81
SETESG	892.04	2.27	0.26	27,937.69
SETWB	830.85	(0.29)	(0.03)	10,207.45
mai	391.99	2.53	0.65	1,793.85

Trading summary by investor type

(Btmn)	7 May	WTD	MTD	YTD
Foreign				
Net	1,797	1,797	(1,906)	(67,319)
Breakdown (%)	56.08	56.08	53.27	53.85
Institution				
Net	538	538	3,065	(3,097)
Breakdown (%)	7.78	7.78	8.86	9.20
PropTrade				
Net	596	596	397	(4,555)
Breakdown (%)	6.67	6.67	6.93	6.86
Individual				
Net	(2,931)	(2,931)	(1,556)	74,970
Breakdown (%)	29.47	29.47	30.95	30.08

S50 futures trading by foreign investors

(Contract)	7-May	WTD	MTD	YTD
Foreign	35,033	35,033	42,324	67,887
Institution	(6,395)	(6,395)	(5,866)	(8,923)
Customer	(28,638)	(28,638)	(36,458)	(58,964)















Bond trading by foreign investors

(Btmn)	7-May	WTD	MTD	YTD
Buy	3,223	3,223	13,965	276,263
Sell	2,223	2,223	7,869	324,213
Net	1,000	1,000	6,096	(47,950)



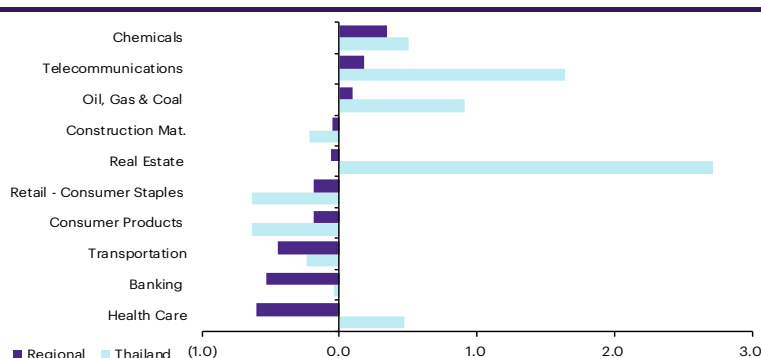
Market update

Global market movement

	7-May	Index	Chg (pts)	Performance (%)				PE (x)		EPS gth (%)		PBV (x)		ROE (%)	
				1D	WTD	MTD	YTD	24F	25F	24F	25F	24F	25F	24F	25F
S&P 500		5,188	6.96	0.1	1.2	3.0	8.8	21.2	18.8	10.3	12.9	4.3	3.8	18.5	19.1
Euro Stoxx 600		514	5.80	1.1	1.7	1.8	7.3	14.3	13.2	(3.9)	8.5	1.9	1.8	12.7	13.1
Japan		38,835	599.03	1.6	1.6	1.1	16.0	22.6	20.3	33.4	11.2	2.1	2.0	9.2	9.7
Hang Seng		18,479	(98.93)	(0.5)	0.0	4.0	8.4	9.2	8.5	6.5	7.7	1.0	0.9	10.2	10.1
MSCI Asia x J		677	0.00	0.0	0.5	2.2	5.5	13.7	11.9	22.3	15.7	1.5	1.0	10.7	8.3
Philippines		6,619	(33.91)	(0.5)	0.0	(1.2)	2.6	11.1	10.1	18.8	9.8	1.4	1.3	12.1	12.2
Indonesia		7,124	(12.28)	(0.2)	(0.2)	(1.5)	(2.1)	13.2	11.1	39.6	19.7	1.8	1.7	13.9	14.0
Malaysia		1,606	8.29	0.5	1.0	1.9	10.4	14.1	13.4	2.8	5.3	1.3	1.3	9.6	9.6
Thailand		1,376	6.45	0.5	0.5	0.6	(2.8)	14.9	13.2	12.0	12.7	1.3	1.3	9.0	9.6
Asean 4 - simple avg.				0.1	0.3	(0.1)	2.0	13.4	12.0	18.3	11.9	1.5	1.4	11.2	11.3
China		3,148	7.02	0.2	1.4	1.4	5.8	11.5	10.3	23.6	11.0	1.2	0.5	10.2	5.0
India		73,512	(383.69)	(0.5)	(0.5)	(1.3)	1.8	20.9	18.2	25.3	14.9	3.2	2.9	15.5	16.1
Singapore		3,300	(3.15)	(0.1)	0.2	0.2	1.8	10.7	10.3	4.6	3.4	1.1	1.0	9.9	10.0
Taiwan		20,654	130.22	0.6	1.6	1.3	15.2	18.5	15.8	30.8	17.4	2.5	2.3	13.4	14.7
Korea		2,734	57.73	2.2	2.2	1.6	3.0	10.8	8.8	64.0	22.9	0.9	0.9	8.6	9.7
Others				0.5	1.0	0.6	5.5	14.5	12.7	29.7	13.9	1.8	1.5	11.5	11.1

Regional sector movement

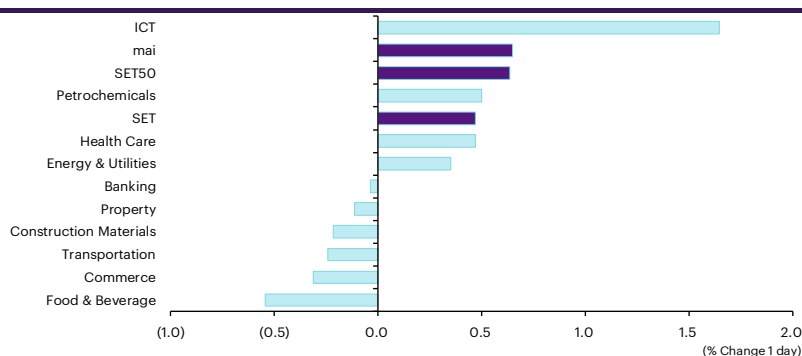
	Price performance (%) *			
	7-May	WoW	MoM	YTD
Banking	(0.53)	(0.36)	0.13	3.13
Chemicals	0.35	2.57	5.62	(4.07)
Construction Mat.	(0.05)	0.90	2.04	0.70
Consumer Products	(0.19)	1.28	0.45	(5.69)
Health Care	(0.61)	1.06	0.31	(7.71)
Oil, Gas & Coal	0.09	0.58	0.50	(1.95)
Real Estate	(0.06)	3.14	5.20	4.44
Retail - Consumer Staples	(0.19)	1.28	0.45	(5.69)
Telecommunications	0.18	(0.26)	(2.69)	(5.64)
Transportation	(0.45)	1.14	2.23	(3.23)



* Regional sector price performances (%) are based on US\$ and Thai sector price performances (%) are based on baht

Thailand sector movement

	Price performance (%)			
	7-May	WoW	MTD	YTD
Banking	(0.04)	(0.44)	(0.44)	(4.46)
Commerce	(0.31)	(0.12)	(0.12)	(0.74)
Construction Materials	(0.22)	0.34	0.34	(11.19)
Energy & Utilities	0.35	0.14	0.14	(4.76)
Food & Beverage	(0.54)	(0.87)	(0.87)	(1.12)
Health Care	0.47	0.66	0.66	2.72
ICT	1.65	5.48	5.48	4.80
Petrochemicals	0.50	(1.50)	(1.50)	(7.49)
Property	(0.12)	(0.84)	(0.84)	(3.04)
Transportation	(0.24)	0.44	0.44	6.14
SET	0.47	0.62	0.62	(2.79)
SET50	0.63	0.92	0.92	(3.37)
MAI	0.65	(0.83)	(0.83)	(4.77)



10 Most active stocks by value

Stock	Price (Bt)	Value (Btmn)	Chg (%)
TRUE	8.50	2,425.91	4.29
CPALL	58.25	1,925.89	-
BDMS	29.25	1,847.74	0.86
DELTA	73.00	1,610.78	4.29
PTTEP	153.00	1,562.86	0.66
ADVANC	209.00	1,650.02	0.97
KBANK	132.00	1,456.46	0.76
BBL	137.50	1,362.93	1.48
PTT	33.75	1,296.90	-
AOT	65.75	1,103.46	-

Top 10 gainers

Stock	Price (Bt)	Value (Btmn)	Chg (%)
NATION	0.04	0.01	33.33
KC	0.10	0.01	11.11
NUSA	0.40	51.73	11.11
BLC	5.50	107.59	10.00
TPBI	4.34	2.39	9.60
HFT	4.40	10.18	7.84
RABBIT	0.42	66.79	7.69
TKC	15.90	56.60	7.43
THANI	2.46	54.03	6.96
WAVE	0.16	6.30	6.67

Top 10 losers

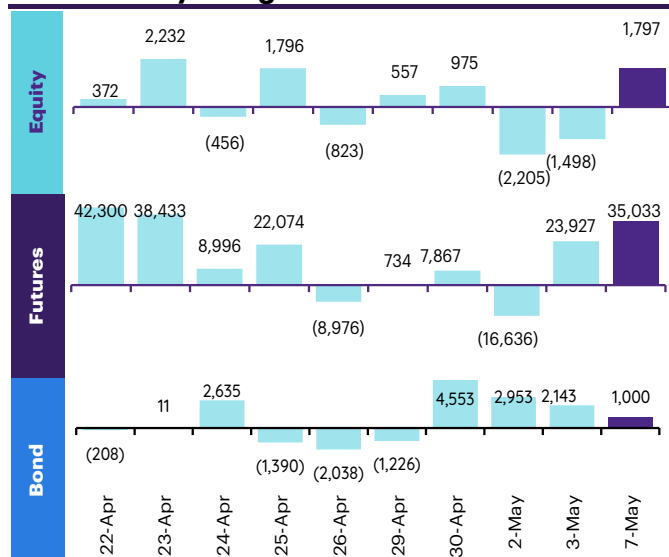
Stock	Price (Bt)	Value (Btmn)	Chg (%)
FE	180.00	0.14	(9.77)
PRAKIT	10.90	2.13	(9.17)
TRITN	0.13	0.90	(7.14)
GEL	0.16	0.09	(5.88)
AS	5.30	2.45	(5.36)
AMATAV	5.55	0.99	(5.13)
GGC	7.55	0.12	(5.03)
SST	5.00	0.06	(4.76)
PLUS	8.20	75.28	(4.65)
ASEFA	3.72	0.46	(4.62)

Fund flow monitor

Regional foreign fund flows to equity

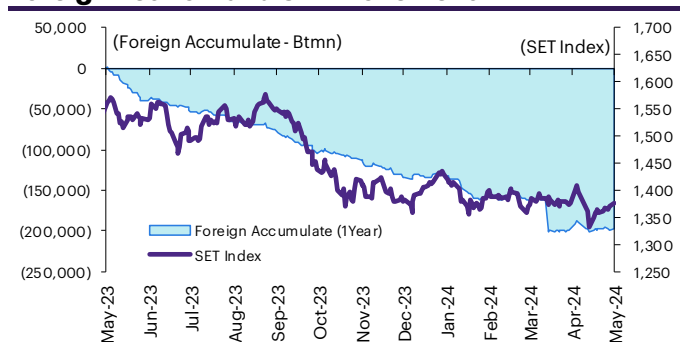
(US\$ Mn)	Thailand	Indonesia	Philippines	Malaysia	Vietnam	India	Taiwan	South Korea	Japan
Daily									
7-May-24	49	(45)	(16)		4		325	905	
6-May-24		(74)	(5)	53	10	(138)	688		
3-May-24	(41)	(54)	(23)	79	22	(256)	392	39	
2-May-24	(60)	(161)	(2)	9	(34)	(83)	(467)	(46)	
30-Apr-24	26	45	(287)	39		222	37	131	
Weekly									
WTD	49	(118)	(20)	53	14	(138)	1,014	905	(3,185)
3-May-24	(59)	(194)	(291)	222	(12)	(117)	1,096	474	0
26-Apr-24	84	(277)	(49)	61	(44)	(503)	452	(261)	0
19-Apr-24	(285)	(277)	(57)	(333)	(60)	(1,184)	(5,866)	(574)	(3,185)
12-Apr-24	217	0	(30)	(78)	(47)	459	(423)	1,006	11,355
Monthly									
MTD	(52)	(333)	(45)	141	1	(478)	938	898	0
Apr-24	108	(1,141)	(412)	(288)	(239)	(1,097)	(4,828)	1,794	19,808
Mar-24	(1,145)	506	(46)	(609)	(456)	4,016	(93)	3,816	(14,157)
Feb-24	82	646	129	277	(113)	483	3,390	6,120	7,415
YTD	(1,877)	213	(294)	(333)	(800)	(216)	840	14,880	30,213

Thailand daily foreign net flows

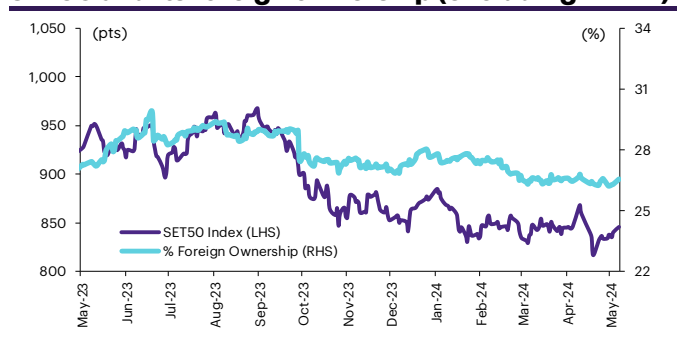


	Equity (Btmn)	SET50 futures (Contract)	Bond (Btmn)*	Bond (Btmn)
Daily				
7-May-24	1,797	35,033	5,935	1,000
Weekly				
WTD	1,797	35,033	5,935	1,000
3-May-24	(2,170)	15,892	2,674	8,423
26-Apr-24	3,121	102,827	17,051	(991)
19-Apr-24	(10,504)	(134,093)	(22,375)	(2,942)
12-Apr-24	7,918	15,722	2,833	(15,509)
Monthly				
MTD	(1,906)	42,324	7,171	6,096
Apr-24	3,914	19,636	3,421	(25,469)
Mar-24	(41,314)	102,406	17,387	(9,018)
Feb-24	2,862	(3,311)	(487)	(15,327)
Quarterly				
QTD	2,008	61,960	10,592	(19,372)
1Q24	(69,326)	5,927	937	(28,578)
4Q23	(35,319)	73,626	13,162	21,611
3Q23	(50,031)	(123,844)	(22,416)	(26,109)
2Q23	(50,263)	(85,648)	(15,901)	(7,364)
YTD	(67,319)	67,887	11,528	(47,950)
2023	(192,490)	(243,096)	(47,380)	10,930
2022	202,694	80,270	17,408	213,107

Foreign net flow and SET movement



SET50 and its foreign ownership (excluding NVDR)



Foreign buy/sell activity monitor

Most foreign holding value change

	Fgn hld (%)	Δ Fgn (M.shares)	Buy* (Btmn)
KBANK	43.09	3.11	411
CRC	14.66	7.26	234
BDMS	26.04	4.70	138
TIDLOR	27.63	5.89	128
BCP	17.73	2.26	94
KTB	9.49	3.36	56
SPALI	17.21	1.60	31
CBG	6.73	0.39	26
COM7	7.50	1.26	24
ICHI	8.93	1.20	21

	Fgn hld (%)	Δ Fgn (M.shares)	Sell* (Btmn)
PTTEP	13.71	(3.41)	(522)
TOP	18.68	(2.75)	(148)
PTTEP	13.71	(3.41)	(522)
TISCO	36.67	(1.16)	(112)
PTTGC	11.39	(2.92)	(105)
MINT	31.00	(3.17)	(104)
BBL	26.39	(0.58)	(79)
BH	32.03	(0.31)	(79)
TTB	29.30	(44.24)	(78)
AOT	8.52	(1.06)	(70)

Top-5 NVDR net buy/sell

	Buy* (Btmn)	Sell* (Btmn)
DELTA	436	CPALL (221)
BDMS	360	LH (198)
TRUE	315	AP (125)
BBL	151	AOT (112)
PTT	123	TTB (101)
KBANK	94	BEM (86)
CPF	74	EA (85)
SCC	67	BH (72)
HANA	64	MTC (70)
CRC	60	BCP (69)

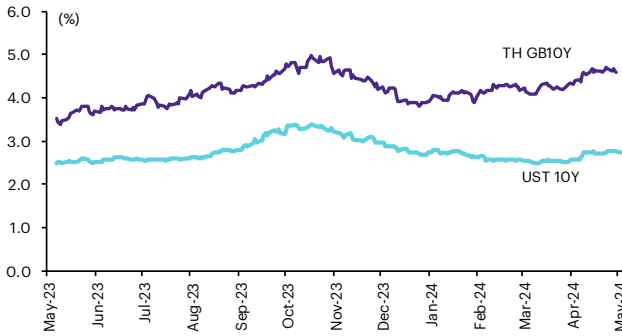
* InnovestX Research estimates

Multi-asset price update

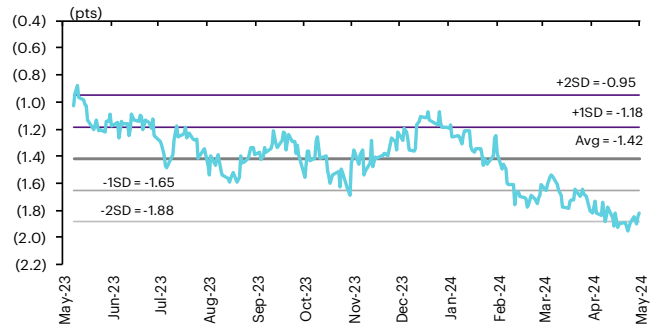
Key indicator update

	Close	7-May	WoW	MoM	YoY	YTD
Financial market condition						
VIX Index	13.23	(1.93)	(15.46)	(17.47)	(22.08)	6.27
Europe CDS (bps)	52.234	(1.07)	(3.47)	(2.42)	(34.39)	(6.35)
LIBOR OIS Spread (bps)	0	0.00	0.00	0.00	(24.06)	0.00
TED Spread (bps)	0.1974	0.05	(0.05)	0.50	6.14	(6.33)
Exchange rate						
Dollar Index	105.38	0.28	(0.87)	1.05	3.94	3.95
USD/THB	36.84	0.45	(0.79)	0.22	8.99	7.19
EUR/USD	1.08	(0.11)	0.82	(0.75)	(2.25)	(2.56)
USD/JPY	154.59	0.48	(1.95)	1.96	14.46	9.64
Bond: (Change in basis points)						
TH Gov Bond 2Y	2.34%	(0.83)	(3.23)	17.68	43.49	(0.50)
TH Gov Bond 10Y	2.75%	(0.15)	(3.15)	16.81	27.89	5.27
US Gov Bond 2Y	4.83%	(0.22)	(20.05)	7.78	84.79	57.02
US Gov Bond 10Y	4.46%	(3.04)	(22.08)	5.94	95.75	57.05
Commodities						
CRB Index	544.39	0.45	(0.33)	0.11	(0.52)	6.68
Gold (US\$/oz)	2,314.03	(0.37)	1.24	(0.67)	14.53	12.19
Gross Refining Margin (US\$/bbl)	3.50	(20.81)	(3.58)	(18.41)	17.85	(44.36)
Dubai Crude (US\$/bbl)	83.56	0.43	(6.30)	7.92	9.58	8.05
NYMEX Crude (US\$/bbl)	78.38	(0.13)	(4.33)	(9.81)	7.14	61.81
Baltic Dry Index (pts)	2,083.00	11.03	23.62	27.95	33.70	(0.53)

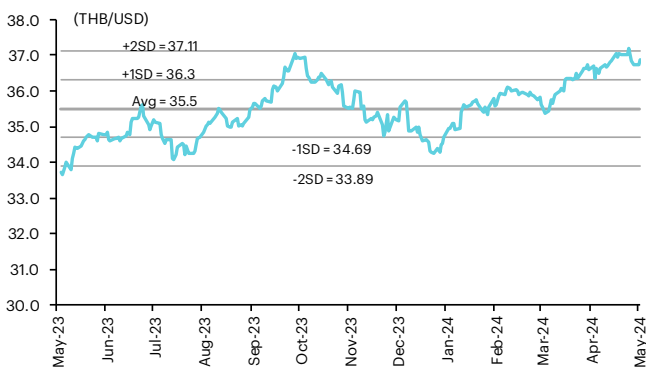
Thai and US 10-year government bond yield



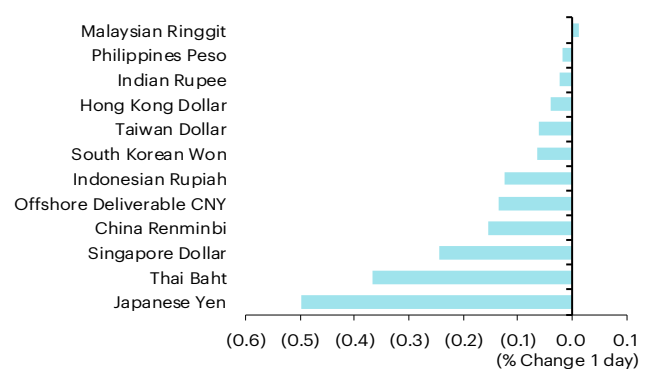
Thai and US 10-year government bond spread



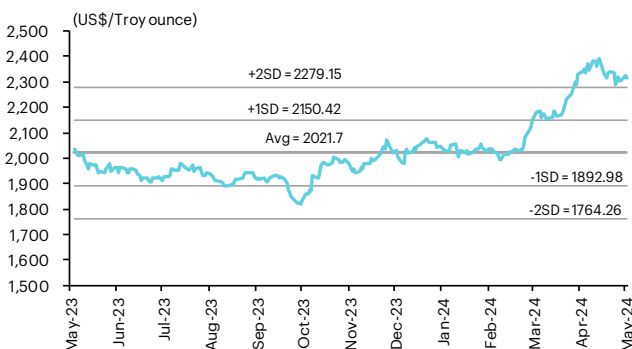
THB/USD exchange rate



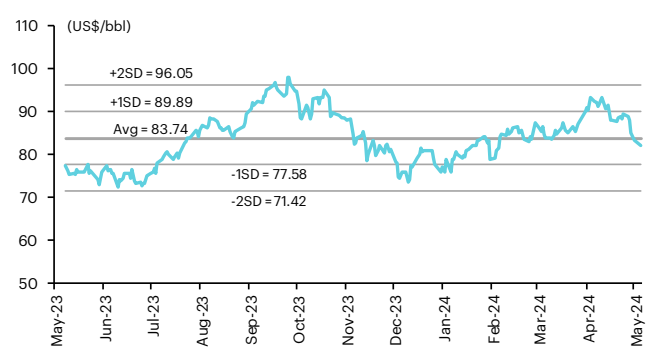
Regional foreign exchange rate spot return



Gold



Brent crude



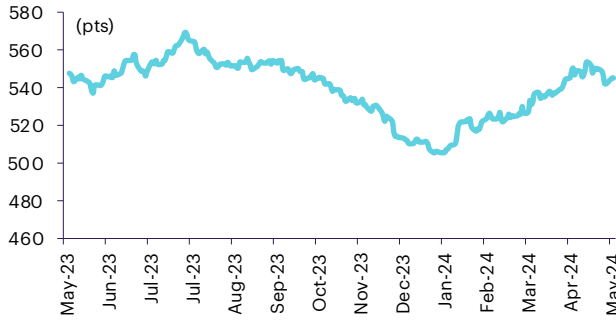
Commodities daily price update

	As of 7-May-24	-1W %	Avg. Price QTD in 1Q24	% QoQ	% YoY	Avg. Price in '23	% YoY	Avg. Price in '24	% YoY	Update
CRB Index	544.39	(0.9)	528.39	(0.6)	(4.2)	546.31	(7.81)	528.39	(3.3)	Daily
Energy Prices										
Crude Oil - Dubai (US\$/bbl)	84.04	(5.6)	83.54	(0.4)	5.1	81.93	(15.62)	83.54	2.0	Daily
Brent Crude (US\$/bbl)	82.09	(8.2)	84.71	0.6	4.3	82.60	(18.40)	84.71	2.6	Daily
West Texas Int. Cushing (US\$/bbl)	78.38	(6.5)	78.90	0.6	(2.8)	77.59	(17.93)	78.90	1.7	Daily
Crude Oil - Asia-Pacific Tapis Oil Spot (US\$/bbl)	87.62	(7.6)	88.53	(0.7)	9.0	86.52	(19.56)	88.53	2.3	Daily
Natural Gas Henry Hub (US\$/mmBTU)	2.22	15.6	2.22	(25.4)	(36.1)	3.22	(19.19)	2.22	(31.2)	Daily
Coal Price NEX (US\$/MT)	144.60	6.3	130.04	(4.7)	(51.0)	178.13	(51.19)	130.04	(27.0)	Friday
Oil Product Prices and Gross Refinery Margin										
Gas Oil 500 ppm Sulfur Singapore (US\$/bbl)	94.84	(4.0)	101.05	(3.5)	(4.4)	103.11	(21.20)	101.05	(2.0)	Daily
Gas Oil - Dubai (US\$/bbl)	10.80	11.0	17.51	(15.9)	(33.2)	21.18	(37.25)	17.51	(17.3)	Daily
Gasoline, 92 RON Spot (US\$/bbl)	94.84	(6.7)	101.05	(3.5)	(4.4)	103.11	(21.20)	101.05	(2.0)	Daily
Gasoline - Dubai (US\$/bbl)	10.80	(14.7)	17.51	(15.9)	(33.2)	21.18	(37.25)	17.51	(17.3)	Daily
Fuel Oil 180 Singapore Spot (US\$/bbl)	80.13	0.8	72.44	(30.8)	15.6	70.05	(12.98)	72.44	3.4	Daily
Fuel Oil - Dubai (US\$/bbl)	(3.91)	(58.9)	(11.10)	(13.9)	(34.1)	-11.88	(28.43)	(11.10)	(6.6)	Daily
Jet Kerosene - Spot Price (US\$/bbl)	94.78	(5.1)	102.27	(5.2)	(4.8)	105.01	(16.72)	102.27	(2.6)	Daily
Jet Kerosene - Dubai (US\$/bbl)	10.74	(0.8)	18.74	(22.1)	(32.8)	23.08	(20.38)	18.74	(18.8)	Daily
SG Refinery Margin (US\$/bbl)	3.50	(3.6)	5.47	(42.7)	(33.7)	6.86	95.65	6.30	-8.168	Daily
Olefins Product Prices and Spread										
Ethylene, FOB Japan Spot (US\$/MT)	840	(4.5)	889	(3.4)	3.5	835	(16.61)	889	6.6	Tuesday
Ethylene Spread (US\$/MT)	161	(4.9)	199	320.7	24.4	181	(14.77)	199	10.2	Daily
Propylene, FOB Japan Spot (US\$/MT)	835	0.0	826	0.3	(10.5)	848	(14.27)	826	(2.6)	Tuesday
Propylene Spread (US\$/MT)	156	25.4	136	(17.7)	(39.3)	195	(3.11)	136	(30.2)	Daily
Naphtha - Singapore Spot FOB (US\$/MT)	679	(4.5)	690	4.7	(1.3)	654	(17.11)	690	5.6	Daily
Polyolefins Prices and Spread										
Polye HDPE SE Asia (US\$/MT)	1,040	0.0	1,027	10.2	(4.2)	1,033	(12.49)	1,027	(0.6)	Tuesday
HDPE-Naphtha Spread (US\$/MT)	361	9.6	336	220.1	(9.5)	379	(3.18)	336	(11.3)	Daily
Polye LDPE-Film, CFR SE Asia Spot (US\$/MT)	1,140	0.0	1,108	8.4	(3.7)	1,053	(26.77)	1,108	5.2	Tuesday
LDPE-Naphtha Spread (US\$/MT)	461	7.4	417	174.0	(7.3)	399	(38.51)	417	4.6	Daily
PP Film, Spot South East Asia (US\$/MT)	1,010	0.0	995	3.7	(6.9)	999	(14.92)	995	(0.3)	Tuesday
PP Spread (US\$/MT)	331	10.6	305	1.4	(17.4)	345	(10.45)	305	(11.5)	Daily
MEG Prices and Spread										
MEG, CFR South East Asia (US\$/MT)	520	0.0	542	10.3	3.3	500	(14.40)	542	8.4	Tuesday
MEG Spread (US\$/MT)	-1	(96.9)	-9	(76.7)	13.1	-17	(52.64)	-9	n.m.	Tuesday
Aromatics Product Prices and Spread										
Paraxylene, FOB USG Spot (US\$/MT)	1,095	(1.4)	1,102	(63.6)	0.3	1,103	(12.51)	1,102	(0.1)	Tuesday
Paraxylene Spread (US\$/MT)	385	7.3	397	4.4	(7.1)	411	(7.19)	397	(3.4)	Tuesday
Paraxylene - 92 RON Spread (US\$/MT)	286	17.9	240	23.1	21.8	224	54.61	240	7.5	Daily
Toluene, FOB Korea Spot (US\$/MT)	915	(3.2)	900	4.0	2.8	892	(7.35)	900	0.9	Tuesday
Benzene, CFR Japan Spot (US\$/MT)	1,060	(1.9)	1,034	12.2	9.0	918	(13.13)	1,034	12.7	Tuesday
Benzene Spread (US\$/MT)	460	2.1	422	25.8	25.6	344	(6.34)	422	22.6	Daily
Benzene - 92 RON Spread (US\$/MT)	251	18.0	172	499.4	269.2	38	(164.71)	172	347.9	Daily
Condensate (US\$/MT)	710	(5.5)	706	(0.4)	5.0	692	(15.39)	706	1.9	Daily
PTA Prices and Spread										
PTA, CFR South East Asia (US\$/MT)	790	(1.3)	788	1.3	(1.8)	802	(9.43)	788	(1.6)	Tuesday
PTA Spread (US\$/MT)	56	0.1	50	1.7	(25.0)	62	55.13	50	(20.1)	Tuesday
PVC Prices and Spread										
PVC, CFR South East Asia (US\$/MT)	790	0.0	788	(0.7)	(12.4)	844	(26.72)	788	(30.3)	Tuesday
Ethylene Spread (US\$/MT)	629	1.4	589	(1.3)	(20.4)	663	(29.41)	589	(11.3)	Tuesday
Ethylene Dichloride CFR Far East Asia (US\$/MT)	305	0.0	337	15.1	16.1	293	(45.94)	337	14.9	Tuesday
Metal										
Gold (US\$/Troy Ounce)	2,314	(1.0)	2,149	8.6	13.7	1,943	7.82	2,149	10.6	Daily
LME Copper 3 Month Rolling Forward (US\$/MT)	9,914	(0.5)	8,863	7.3	(1.0)	8,526	(3.17)	8,863	4.0	Daily
Silver Future (US\$/Troy Ounce)	27	(0.1)	25	3.7	26.3	23	(6.25)	25	7.6	Daily
China Composite Steel Prices (CNY/MT)	4,081	0.1	4,163	(1.2)	(7.4)	4,259	(10.71)	4,163	(2.3)	Daily
Agriculture Prices										
Malaysian Crude Palm Oil Spot Price(MYR/MT)	3,903	(1.3)	4,056	10.2	1.1	3,834	(25.34)	4,056	5.8	Daily
SGX Ribbed Smoked Sheet 3 (RSS3) Futures (US\$/KG.)	218	0.0	220	32.3	36.6	159	(13.70)	220	38.9	Daily
Sugar #11 (US\$/LB)	20	4.3	21	(9.8)	21.4	21	29.50	21	(0.9)	Daily
Freight Rate										
Baltic Freight Index: BDIY	2,083	21.0	1,807	(11.3)	77.5	1,394	(27.83)	1,807	29.7	Daily
Baltic Supramax Index: BSI58	1,458	(2.5)	1,239	(4.2)	33.7	1,030	(48.65)	1,239	20.3	Daily

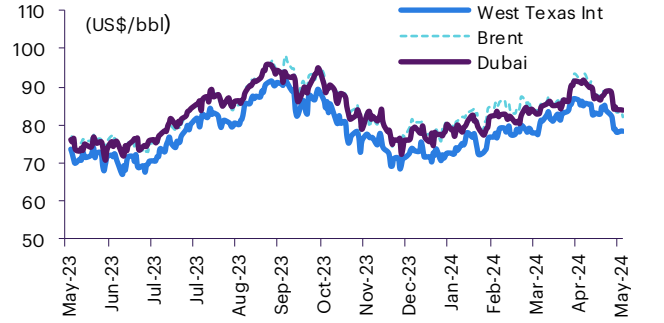
Source: Bloomberg Financial L.P., TQ Professional, BANPU, BOT, InnovestX Research

Commodities daily chart update

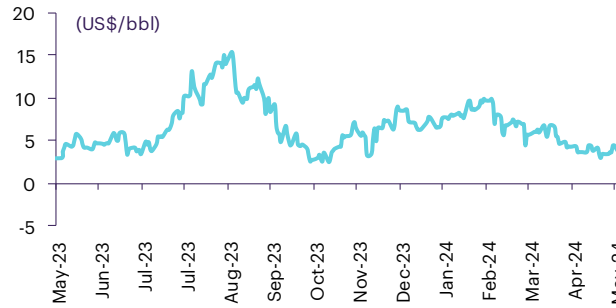
CRB US Spot All Commodities Price Index



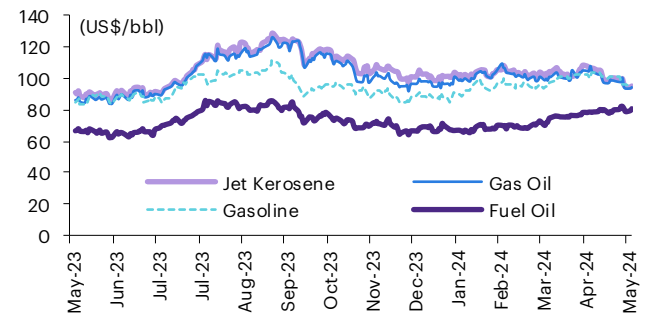
Crude prices



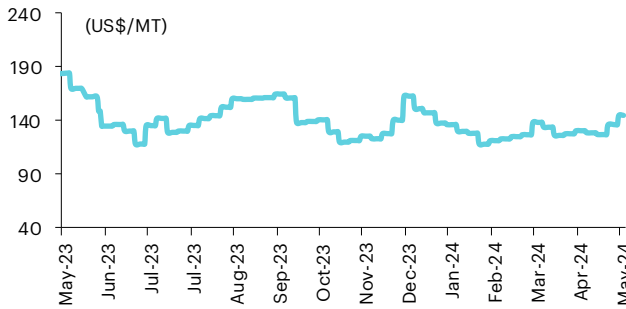
SG Dubai Hydrocracking Refinery Margin



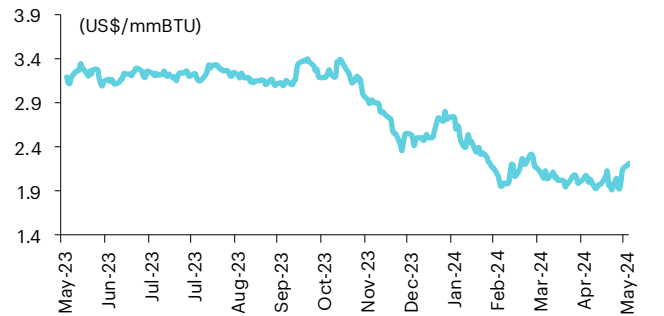
Oil product prices



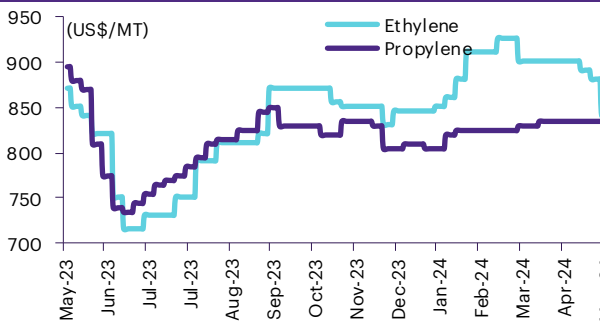
Coal price (NEX)



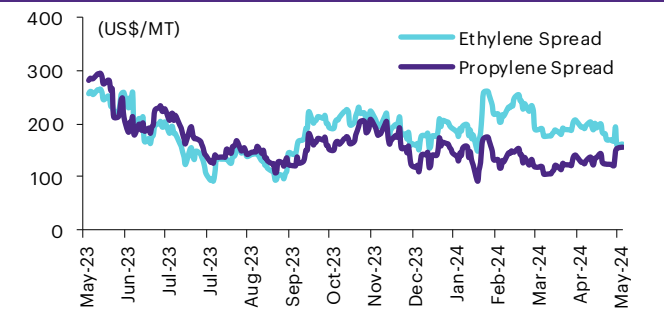
Natural gas prices (Henry hub)



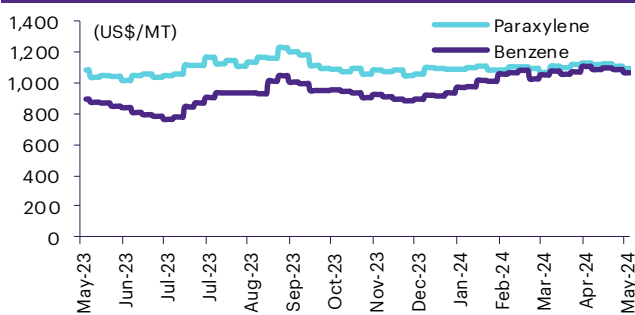
Olefins prices



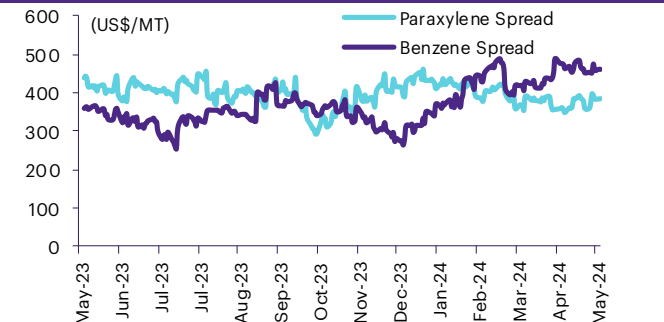
Olefins spreads



Aromatics prices

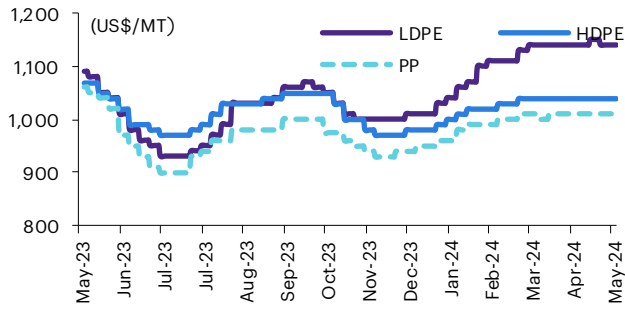


Aromatics spreads

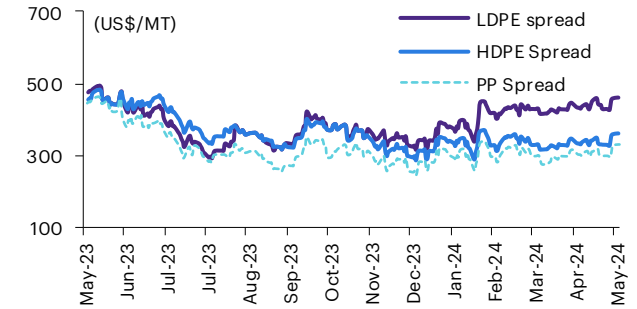


Commodities daily chart update

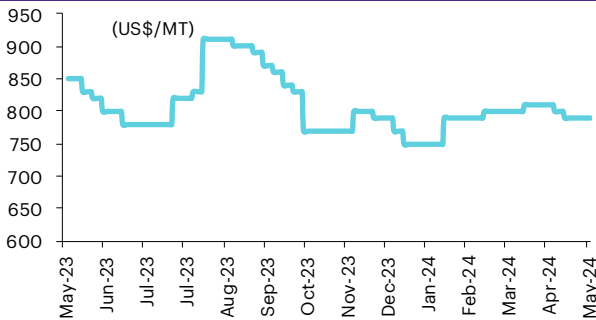
Polyolefins prices



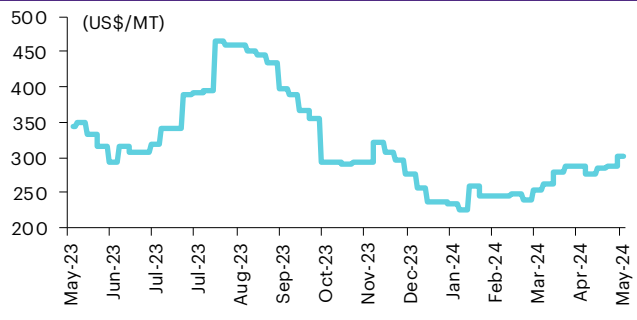
Polyolefins-Naphtha spreads



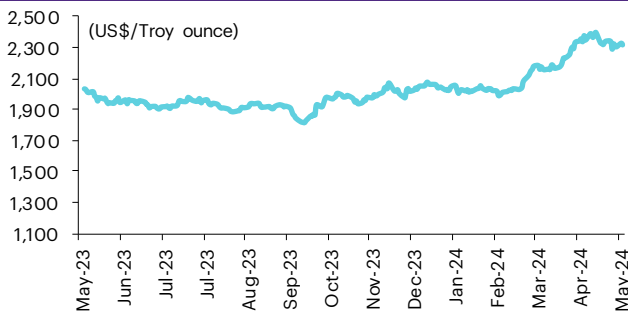
PVC price



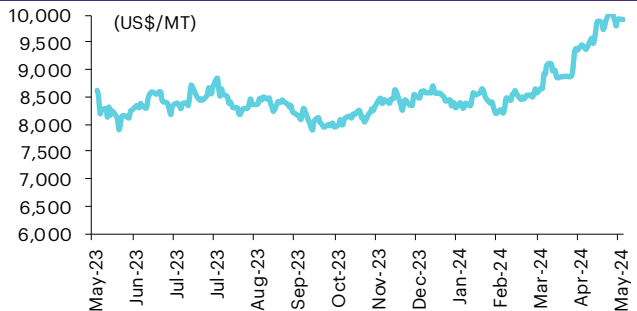
PVC spread



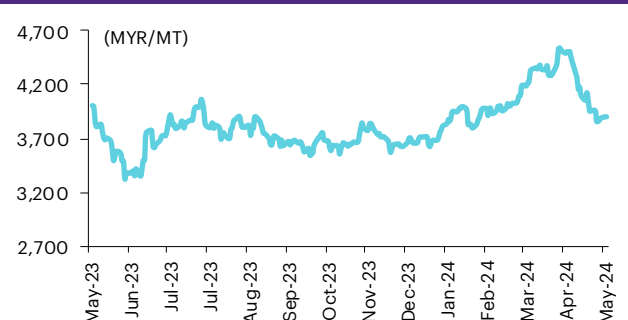
Gold price



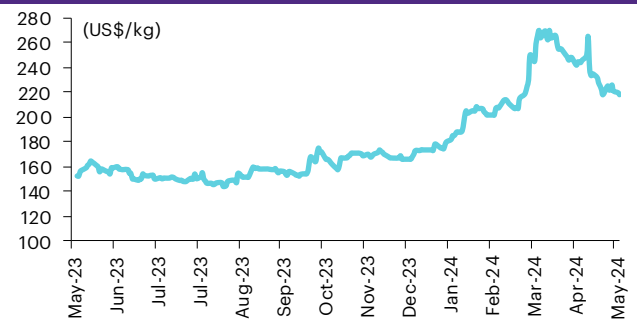
LME copper price



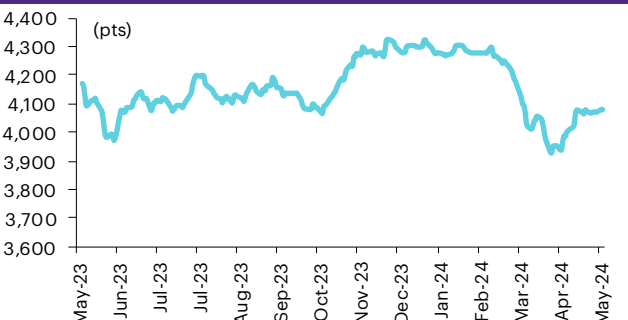
Malaysian crude palm oil price



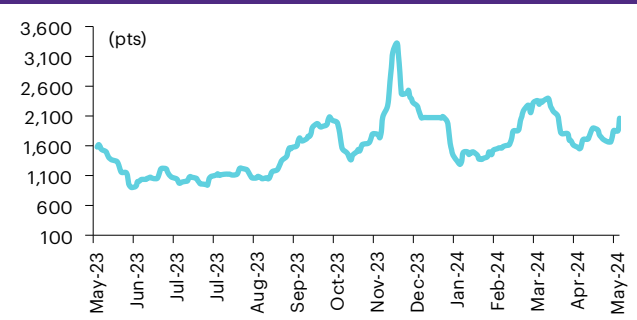
Rubber price (RSS3) futures



Steel price index



Baltic freight index



Source: Bloomberg Financial L.P., TQ Professional, BANPU, BOT, InnovestX Research

Short sales

	Volume (Shares)	Turnover (Bt)	Average price (Bt)	Last price 7-May-24	Gap between last close and short	Short sale volume comparing with main board
ASW	40,000	318,000	7.95	8.00	(0.62)	47.06
RS	713,100	9,270,620	13.00	13.40	(2.98)	35.29
EKH	371,300	2,753,850	7.42	7.45	(0.45)	33.45
CHG	3,853,900	10,826,576	2.81	2.80	0.33	26.06
BEM-R	6,810,900	56,937,190	8.36	8.30	0.72	22.01
PSH	358,500	4,088,600	11.40	11.40	0.04	21.77
LVMH01	12,093	235,814	19.50	0.64	2,968.24	16.09
BTS-R	12,504,300	77,517,795	6.20	6.15	0.80	15.56
CK-R	151,800	3,382,450	22.28	22.20	0.37	15.43
TPIPL-R	262,900	357,544	1.36	1.36	0.00	15.13
SAT-R	117,800	1,907,810	16.20	16.10	0.59	14.79
BCPG	218,100	1,476,740	6.77	6.70	1.06	14.40
TTB	55,485,600	97,906,477	1.76	1.76	0.26	14.30
KTB	3,331,900	55,688,010	16.71	16.70	0.08	14.28
BEM	4,387,000	36,749,410	8.38	8.30	0.93	14.18
CPAXT	452,100	15,002,425	33.18	32.75	1.32	13.89
SJWD	472,100	6,891,280	14.60	14.50	0.67	13.73
CBG-R	506,200	35,015,675	69.17	68.25	1.35	13.59
KSL-R	233,400	544,730	2.33	2.38	(1.94)	13.20
GLOBAL	546,600	8,774,210	16.05	16.10	(0.30)	13.08
DMT	47,400	564,060	11.90	11.90	0.00	13.08
PTTGC-R	985,800	35,361,800	35.87	36.00	(0.36)	13.00
TCAP	165,400	8,104,600	49.00	49.00	0.00	12.92
ICC	800	33,600	42.00	41.00	2.44	12.90
COM7	1,099,100	21,334,040	19.41	19.30	0.57	12.86
SGP-R	20,000	155,720	7.79	7.75	0.46	12.74
GLOBAL-R	531,100	8,523,030	16.05	16.10	(0.32)	12.71
BCH-R	783,200	15,503,520	19.80	19.80	(0.02)	12.67
CPALL-R	4,078,300	236,963,900	58.10	58.25	(0.25)	12.59
SPALI-R	1,117,800	21,650,450	19.37	19.60	(1.18)	12.23
BCH	755,800	14,958,840	19.79	19.80	(0.04)	12.22
BEAUTY	568,900	358,407	0.63	0.62	1.61	12.00
AMATA	324,000	7,382,430	22.79	22.80	(0.06)	11.86
BAM	814,600	7,401,850	9.09	9.10	(0.15)	11.62
BCPG-R	171,600	1,163,625	6.78	6.70	1.21	11.33
AAV	1,852,200	4,442,986	2.40	2.36	1.64	11.32
KTC	569,700	24,692,075	43.34	43.50	(0.36)	11.24
SIRI-R	7,868,600	13,210,266	1.68	1.68	(0.07)	11.15
SIRI	7,854,700	13,192,402	1.68	1.68	(0.03)	11.13
KTC-R	563,800	24,500,925	43.46	43.50	(0.10)	11.12
PTT-R	3,885,400	130,498,775	33.59	33.75	(0.48)	10.80
AWC	5,103,900	22,466,250	4.40	4.36	0.96	10.77
WHA	4,259,500	21,695,300	5.09	5.05	0.86	10.62
SINGER	580,200	5,981,930	10.31	10.30	0.10	10.56
ORI-R	403,600	2,845,120	7.05	7.05	(0.01)	10.52
SCB-R	439,700	46,608,200	106.00	106.00	0.00	10.47
JMART	759,000	10,914,970	14.38	14.20	1.27	10.27
TTB-R	39,769,000	70,073,749	1.76	1.76	0.11	10.25
SCGP	402,400	13,019,025	32.35	32.25	0.32	10.23
THG	13,600	532,600	39.16	39.25	(0.22)	10.10
RATCH	273,500	7,863,125	28.75	28.50	0.88	10.08
KCE	611,600	24,151,600	39.49	39.00	1.25	10.05
MINT	1,721,100	56,327,200	32.73	32.75	(0.07)	9.94
HMPRO-R	2,838,300	29,769,360	10.49	10.40	0.85	9.91
JMT	1,338,200	28,466,500	21.27	21.00	1.30	9.80
PLANB-R	992,900	8,349,870	8.41	8.40	0.11	9.67
CBG	357,900	24,667,625	68.92	68.25	0.99	9.61
EA-R	1,250,500	39,669,225	31.72	31.25	1.51	9.58
IVL	1,059,600	25,141,990	23.73	23.50	0.97	9.53
MTC	647,300	29,648,825	45.80	45.25	1.22	9.35
BTS	7,459,000	46,435,765	6.23	6.15	1.23	9.28
AOT	1,503,400	99,339,375	66.08	65.75	0.50	8.99
TIDLOR-R	1,148,100	24,913,350	21.70	21.70	(0.00)	8.90
OR	1,470,000	27,374,710	18.62	18.50	0.66	8.83
MBK-R	360,400	6,267,260	17.39	17.30	0.52	8.72
WHAUP-R	262,000	1,031,000	3.94	3.98	(1.13)	8.49
CPF	1,377,700	28,172,870	20.45	20.30	0.74	8.47
TU	1,607,900	24,118,500	15.00	15.00	0.00	8.46
STA	682,200	11,817,290	17.32	17.40	(0.45)	8.36
JAS	4,434,200	13,768,426	3.11	3.10	0.16	8.33
DOHOME	262,900	2,859,760	10.88	10.90	(0.20)	8.28

	Volume (Shares)	Turnover (Bt)	Average price (Bt)	Last price 7-May-24	Gap between last close and short	Short sale volume comparing with main board
KKP	79,200	4,105,800	51.84	51.75	0.18	8.23
ASK	73,800	1,219,550	16.53	16.50	0.15	8.21
RBF	187,200	2,003,000	10.70	10.70	(0.00)	8.12
DELTA-R	1,785,900	130,838,100	73.26	73.00	0.36	8.11
GPSC-R	406,900	20,625,625	50.69	50.50	0.38	8.11
TPIPL	139,900	190,831	1.36	1.36	0.30	8.05
BCP	349,400	14,500,150	41.50	41.75	(0.60)	8.05
BTG	39,500	929,860	23.54	23.40	0.60	7.99
KBANK	865,500	114,070,900	131.80	132.00	(0.15)	7.85
TOP	953,700	50,978,475	53.45	53.75	(0.55)	7.84
OSP-R	553,500	11,684,520	21.11	21.00	0.52	7.83
AH	96,000	2,032,330	21.17	21.10	0.33	7.82
DCC-R	200,000	364,274	1.82	1.82	0.08	7.78
HTC	29,700	511,700	17.23	17.20	0.17	7.49
GPSC	374,500	19,016,375	50.78	50.50	0.55	7.47
SC-R	385,900	1,357,796	3.52	3.58	(1.72)	7.32
GFPT	220,900	2,880,210	13.04	13.00	0.30	7.10
CPAXT-R	230,500	7,618,175	33.05	32.75	0.92	7.08
TKN	423,700	4,346,140	10.26	10.20	0.56	7.07
CPALL	2,270,800	131,739,075	58.01	58.25	(0.40)	7.01
BBL	693,700	94,593,350	136.36	137.50	(0.83)	6.96
SSP	41,000	309,740	7.55	7.60	(0.60)	6.87
PTTEP-R	700,500	107,441,300	153.38	153.00	0.25	6.86
PTTEP	694,400	105,632,100	152.12	153.00	(0.58)	6.80
PRM	204,200	1,488,625	7.29	7.35	(0.82)	6.73
CK	65,400	1,456,280	22.27	22.20	0.30	6.65
AAI	617,400	3,101,842	5.02	5.00	0.48	6.57
CPN	539,100	33,935,375	62.95	63.00	(0.08)	6.38
LANNA	26,900	376,600	14.00	14.00	0.00	6.38
TISCO	274,700	26,536,125	96.60	96.75	(0.15)	6.37
IRPC	1,295,900	2,523,121	1.95	1.93	0.88	6.23
KBANK-R	682,400	90,002,700	131.89	132.00	(0.08)	6.19
TIDLOR	798,100	17,285,550	21.66	21.70	(0.19)	6.19
TOP-R	748,300	40,226,725	53.76	53.75	0.01	6.15
AWC-R	2,901,300	12,742,460	4.39	4.36	0.73	6.12
SPALI	557,400	10,729,530	19.25	19.60	(1.79)	6.10
BGRIM	463,000	12,521,325	27.04	26.75	1.10	6.00
GUNKUL	707,700	1,882,438	2.66	2.66	(0.00)	5.85
PTG	293,400	2,565,755	8.74	8.80	(0.63)	5.82
EA	757,700	24,103,875	31.81	31.25	1.80	5.80
SCCC	4,800	667,200	139.00	139.00	0.00	5.67
LH	4,549,700	32,380,035	7.12	7.10	0.24	5.65
PSL-R	721,900	6,209,340	8.60	8.75	(1.70)	5.64
SAWAD	567,800	22,971,625	40.46	40.50	(0.11)	5.55
SCC	112,500	28,175,500	250.45	249.00	0.58	5.52
TASCO	152,200	2,487,510	16.34	16.30	0.27	5.49
MBK	224,400	3,904,270	17.40	17.30	0.57	5.43
TOA-R	132,900	3,362,175	25.30	25.75	(1.75)	5.31
DOHOME-R	167,200	1,805,760	10.80	10.90	(0.92)	5.26
MINT-R	893,100	29,244,675	32.75	32.75	(0.01)	5.16
BBGI	52,800	277,785	5.26	5.60	(6.05)	5.16
TVO	18,500	377,400	20.40	20.40	(0.00)	5.09
NOBLE	53,100	191,940	3.61	3.60	0.41	5.06
SUSCO	157,400	622,320	3.95	3.94	0.35	5.05
BLA	50,600	892,870	17.65	17.60	0.26	5.05
TCAP-R	64,500	3,160,500	49.00	49.00	0.00	5.04
WHA-R	2,010,500	10,191,715	5.07	5.05	0.38	5.01
BH	138,900	35,487,600	255.49	252.00	1.39	4.96
SISB-R	74,300	2,844,125	38.28	38.50	(0.57)	4.94
PRM-R	149,500	1,091,260	7.30	7.35	(0.69)	4.93
BCP-R	211,700	8,788,375	41.51	41.75	(0.57)	4.88
SPRC	523,500	4,089,170	7.81	7.85	(0.49)	4.74
MTC-R	325,900	14,951,075	45.88	45.25	1.38	4.71
BJC	196,300	4,846,150	24.69	24.60	0.36	4.70
OSP	328,100	6,949,450	21.18	21.00	0.86	4.64
BGRIM-R	356,800	9,644,475	27.03	26.75	1.05	4.63
SPRC-R	509,800	3,986,770	7.82	7.85	(0.38)	4.61
ONEE	373,800	1,591,718	4.26	4.22	0.91	4.57
SAT	36,400	589,680	16.20	16.10	0.62	4.57
HMPRO	1,304,700	13,749,350	10.54	10.40	1.33	4.56
LH-R	3,629,200	25,801,335	7.11	7.10	0.13	4.51
TIPH	20,700	621,100	30.00	30.00	0.02	4.48
INTUCH-R	183,700	12,897,600	70.21	70.00	0.30	4.48

Source: SET, InnovestX Research

Director trade

1. Director trade as reported on May 7, 2024

Company	Name of Director	Product	Transaction date	Amount (Shares)	Average Price (Bt)	Amount (Bt)	Buy/Sell
AKR	Mr. SURASAK WACHIRAPAKORN	Common Share	03-05-24	200,000	1.01	202,000	Sale
AKR	Mr. SURASAK WACHIRAPAKORN	Common Share	03-05-24	35,600	1.02	36,312	Sale
EP	Mr. YUTH CHINSUPAKUL	Common Share	03-05-24	171,400	2.68	459,352	Purchase
EP	Mr. YUTH CHINSUPAKUL	Common Share	03-05-24	600	2.68	1,608	Purchase
				Total	Purchase	460,960	
					Sale	238,312	
					Net	<u>222,648</u>	

Corporate calendar

Mon	Tue 7	May Wed 8	Thu 9	Fri 10
	XD AMATAV Bt0.01235 AMATAV 1 : 0.14 XD(ST) ASEFA Bt0.19 ASIAN Bt0.29 AU Bt0.21 BAY Bt0.45 BEC Bt0.06 BLA Bt0.2 CH Bt0.04 CIVIL Bt0.012 CKP Bt0.085 COLOR Bt0.03 CPALL Bt1 CPANEL Bt0.16 CSR Bt1.57 CSS Bt0.02 DEXON Bt0.052 EASON Bt0.05 EKX 40 : 1 XD(ST) EKX Bt0.3 ENGY Bt0.1 ILINK Bt0.39 IP 8 : 5 XD(ST) IP Bt0.0348 ITEL Bt0.0696 JDF Bt0.04 KTMS Bt0.014 MATI Bt0.25 MGT Bt0.07 NL Bt0.12082 NNCL Bt0.06 OCC Bt0.07 ORN Bt0.05 PRAKIT Bt1 PRAPAT 25 : 1 XD(ST) PRAPAT Bt0.04 PRM Bt0.26 S&J Bt2.25 SAFE Bt0.15 SALEE Bt0.035 SCN Bt0.0124 SELIC Bt0.03273 SITHAI Bt0.04 SM Bt0.03 SNNP Bt0.25 SPALI Bt0.75 SSP Bt0.1 SWC Bt0.005555556 SWC 10 : 1 XD(ST) TACC Bt0.19 TFMAMA Bt2.17 TNPC Bt0.018 TPA Bt0.25 VENTURE19 Bt- VIBHA Bt0.05 XE AKR-W2 1 : 1 @Bt1 CGH-W4 1 : 1 @Bt1.25 FLOYD-W1 1 : 1.111 @Bt1.8 PD JPARK Bt0.0375 PACO Bt0.04 TKN Bt0.15 UKEM Bt0.01 YONG Bt0.08 Last trading day COLOR-W2 ECF-W4 TRITN-W5 RT-W1 AQUA-W3 CI-W2 Share listing SIRI 1,640,000 Shares	XD AMARIN Bt0.18 AP Bt0.7 ARROW Bt0.25 AYUD Bt1.67 BAFS Bt0.14 BAREIT Bt0.181 CENTEL Bt0.42 EASTW Bt0.05 FE Bt8.5 FLOYD 9 : 1 XD(ST) FLOYD Bt0.006172839 ORI Bt0.3 PCSGH Bt0.2 PIN Bt0.59 PPM Bt0.058 QHHR Bt0.19 SAWAD 10 : 1 XD(ST) SAWAD Bt0.0115 SCAP Bt0.0023 SCAP 50 : 1 XD(ST) SHANG Bt1 TLI Bt0.5 TOA Bt0.35 TRU Bt0.2 XR AJ 5.1765 : 1 @Bt5.869 BYD 20 : 1 @Bt2.50 EMC 1 : 1 @Bt0.07 WAVE 4 : 1 @Bt0.14 XW EMC 2 : 1 WAVE 2 : 1 XE AQUA-W3 1 : 1 @Bt1.2 CI-W2 1 : 1 @Bt1 COLOR-W2 1 : 1 @Bt1.71 ECF-W4 1 : 1 @Bt2 RT-W1 1.05633 : 1 @Bt1.278 TRITN-W5 1 : 1 @Bt0.25 PD ADVICE Bt0.07 CPW Bt0.14 FSMART Bt0.18 HMPRO Bt0.22 KOOL Bt0.0125 KWC Bt0.5 MBK Bt0.4 SAT Bt1.22 SMD Bt0.15 STA Bt1 STGT Bt0.5 SYNEX Bt0.26 TMI Bt0.03 TTB Bt0.055	XD A5 Bt0.05 AKR Bt0.065 ALLA Bt0.12 AMATA Bt0.4 AWC Bt0.05 CCP Bt0.01 FVC Bt0.01 GTB Bt0.04 HPT Bt0.016 KUMWEL Bt0.05 M Bt1 PG Bt0.2 SENX Bt0.00829 SJWD Bt0.25 SK Bt0.05 SMIT Bt0.14 SSSC Bt0.222 TBN Bt0.14 TOPP Bt6.68 TPAC Bt0.45 WHA Bt0.117 XR VIH 15 : 1 @Bt8.00 XW VIH 2 : 1 PD ADD Bt0.15 AIT Bt0.17 BSRC Bt0.25 GLAND Bt0.025 KGI Bt0.31 MASTER Bt0.01587302 MASTER 1 : 0.142857142857 XD(ST) NDX01 Bt0.0141 NER Bt0.29 PHG Bt0.52 SFLEX Bt0.045 SPG Bt0.8 STP Bt0.25 SVI Bt0.135 TAN Bt0.2 THANA Bt0.028 TMD Bt1.6 TPIPP Bt0.12 WINDOW Bt0.023 YUASA Bt0.412	XD AAPLBOX Bt- CHARAN Bt1.25 GABLE Bt0.289 ILM Bt0.75 KAMART Bt0.11 KAMART 6 : 1 XD(ST) NEW Bt2.3 SENA Bt0.234214 SIAM Bt0.01 UMI Bt0.03 XW ACC 3 : 1 PD BBL Bt5 BGRIM Bt0.18 BH Bt3.15 BH-P Bt3.15 BIG Bt0.015 COM7 Bt0.7 DRT Bt0.26 FORTH Bt0.22 GBX Bt0.055 GLOBAL Bt0.1744444444 GLOBAL 25 : 1 XD(ST) HENG Bt0.0665 HL Bt0.15 ICHI Bt0.5 JAPAN13 Bt- JAPAN13 Bt0.02060416 KBANK Bt6 KCE Bt0.7 KJL Bt0.3 PATO Bt0.5 PMTA Bt0.4 SHR Bt0.015 SMART Bt0.0912 TNR Bt0.25 TQM Bt0.5 TTCL Bt0.1 UNIQ Bt0.05 WARRIX Bt0.1025 WINNER Bt0.08

XD - Cash Dividend
XD(ST) - Stock Dividend

PD - Payment Date
XR - Rights for Common

XW - Rights for Warrant
XT - Rights for Transferable Subscription Right

XE - Warrant Exercise
CW - Capital write-down

SP - Suspension

Disclaimer

The information in this report has been obtained from sources believed to be reliable. However, its accuracy or completeness is not guaranteed. Any opinions expressed herein reflect our judgment at this date and are subject to change without notice. This report is for information only. It is not to be construed as an offer, or solicitation of an offer to sell or buy any securities. We accept no liability for any loss arising from the use of this document. We or our associates may have an interest in the companies mentioned therein.

InnovestX Securities Company Limited (“INVX”) is wholly owned by SCB X Public Company Limited (“SCBX”) and The Siam Commercial Bank Public Company Limited (“SCB”) is majority-owned by SCBX. Any information related to SCB is for sector comparison purpose.

This document is prepared by InnovestX Securities Company Limited (“INVX”) which is wholly owned by SCB X Public Company Limited (“SCBX”). The Siam Commercial Bank Public Company Limited, which is majority-owned by SCBX, acts as financial advisor of the LH Hotel Leasehold Real Estate Investment Trust. Any opinions, news, research, analyses, prices, statements, forecasts, projections and/or other information contained in this document (the “Information”) is provided as general information purposes only and shall not be construed as individualized recommendation of an offer to buy or sell or the solicitation of an offer to buy or sell any securities. INVX and/or its directors, officers and employees shall not be liable for any direct, indirect, incidental, special or consequential loss or damage, resulting from the use of or reliance on the Information, including without limitation to, damages for loss of profits. The investors shall use the Information in association with other information and opinion, including their own judgment in making investment decision. The Information is obtained from sources believed to be reliable, and INVX cannot guarantee the accuracy, completeness and/or correctness of the Information.

INVX reserves the right to modify the Information from time to time without notice and in its sole discretion. This document is delivered to intended recipient(s) only and is not permitted to reproduce, retransmit, disseminate, sell, distribute, republish, circulate or commercially exploit the Information in any manner without the prior written consent of INVX.

Futures and Options trading carry a high level of risk with the potential for substantial losses, and are not suitable for all persons. Before deciding to trade Futures and Options, you should carefully consider your financial position, investment objectives, level of experience, and risk appetite if Futures and Options trading are appropriate. The possibility exists that you could sustain a loss of some or all of your initial investment. You should be aware of all the risks associated with Futures and Options trading, and you are advised to rely on your own judgment while making investment decision and/or should seek advice from professional investment advisor if you have any doubts.

This document is delivered to intended recipient(s) only and is not permitted to reproduce, retransmit, disseminate, sell, distribute, republish, circulate or commercially exploit the Information in any manner without the prior written consent of INVX.

© Copyright 2022 InnovestX Securities Co., Ltd. All right reserved.

CG Rating 2023 Companies with CG Rating

Companies with Excellent CG Scoring

7UP, AAV, ABM, ACE, ACG, ADB, ADD, ADVANC, AEONTS, AF, AGE, AH, AHC, AIRA, AIT, AJ, AKP, AKR, ALL, ALA, AMARIN, AMATA, AMATAV, ANAN, AOT, AP, APCO, APCS, ARIP, ARROW, ASEFA, ASK, ASP, ASW, ATP30, AUCTION, AWC, AYUD, B, BA, BAFS, BAM, BANPU, BAY, BBGI, BBIK, BBL, BC, BCH, BCP, BCPG, BDMS, BEC, BEM, BEYOND, BGC, BGRIM, BH, BIZ, BJC, BJCHI, BKI, BLA, BOL, BPP, BRI, BROOK, BRR, BTS, BTW, BWG, BYD, CBG, CENTEL, CFRESH, CHASE, CHEWA, CHG, CHOW, CIMBT, CIVIL, CK, CKP, CM, CNT, COLOR, COM7, COTTO, CPALL, CPAXT, CPF, CPI, CPL, CPN, CPW, CRC, CRD, CSC, CSS, CV, DCC, DDD, DELTA, DEMCO, DMT, DOHOME, DRT, DUSIT, EA, EASTW, ECF, ECL, EE, EGCO, EPG, ERW, ETC, ETE, FE, FLOYD, FN, FPI, FPT, FSX, FVC, GBX, GC, GCAP, GENCO, GFPT, GGC, GLAND, GLOBAL, GPSC, GRAMMY, GULF, GUNKUL, HANA, HARN, HENG, HMPRO, HPT, HTC, ICC, ICHI, ICN, IILINK, ILM, IMH, IND, INET, INTUCH, IP, IRC, IRPC, ITC, ITEL, IVL, JAS, JKS, KBANK, KCC, KCE, KEX, KKP, KSL, KTB, KTC, KTMS, KUMWEL, KUN, LALIN, LANNA, LH, LHFG, LIT, LOXLEY, LPN, LRH, LST, M, MAJOR, MALEE, MATCH, MBK, MC, M-CHAI, MCOT, MEGA, MFC, MFEC, MILL, MINT, MONO, MOONG, MSC, MST, MTC, MTI, NC, NCH, NCL, NDR, NER, NKI, NOBLE, NRF, NTV, NVD, NWR, NYT, OCC, OISHI¹, ONEE, OR, ORI, OSP, OTO, PAP, PATO, PB, PCSGH, PDG, PDJ, PG, PHOL, PIMO, PJW, PLANB, PLAT, PLUS, PM, POLY, PORT, PPP, PPS, PR9, PRG, PRINC, PRM, PRTR, PSH, PSL, PT, PTC, PTT, PTTEP, PTTGC, Q-CON, QH, QTC, RATCH, RBF, RPH, RS, RT, S, S&J, SA, SABINA, SAK, SAMART, SAMTEL, SAPPE, SAT, SBNEXT, SC, SCB, SCC, SCCC, SCG, SCGP, SCM, SDC, SEAFCO, SEAOLIL, SECURE, SELIC, SENA, SENX, SFP², SFT, SGC, SGF, SGP, SHR, SICT, SIRI, SIS, SITHAI, SJWD, SKR, SM, SMPC, SMT, SNC, SNNP, SNP, SO, SPALI, SPC, SPCG, SPI, SPRC, SR, SSC, SSF, SSSC, STA, STC, STEC, STGT, STI, SUC, SUN, SUSCO, SUTHA, SVI, SVT, SYMC, SYNEX, SYNTAC, TACC, TAE, TCAP, TCMC, TEAMG, TEGH, TFG, TFMAMA, TGE, TGH, THANA, THANI, THCOM, THIP, THRE, THREL, TIDLOR, TIPH, TISCO, TK, TKN, TKS, TKT, TLI, TM, TMC, TMD, TMT, TNDT, TNITY, TNL, TNR, TOA, TOG, TOP, TPBI, TPCS, TPIPL, TPIPP, TPS, TQM, TQR, TRT, TRUE, TRV, TSC, TSTE, TSTH, TTA, TTB, TTCL, TTW, TURTLE, TVDH, TVH, TVO, TVT, TWPC, UAC, UBE, UBIS, UKEM, UP, UPF, UPOIC, UV, VCOM, VGI, VIBHA, VIH, VL, WACOAL, WGE, WHA, WHAUP, WICE, WINMED, WINNER, XPG, YUASA, ZEN

Companies with Very Good CG Scoring

2S, A5, AAI, AIE, ALUCON, AMR, APURE, ARIN, AS, ASIA, ASIAN, ASIMAR, ASN, AURA, BR, BSBM, BTG, CEN, CGH, CH, CHIC, CI, CIG, CMC, COMAN, CSP, DOD, DPAINT, DV8, EFORL, EKH, ESSO, ESTAR, EVER, FORTH, FSMART, FTI, GEL, GPI, HEALTH, HUMAN, IFS, INSET, IT, J, JCKH, JDF, JKN, JMART, JUBILE, K, KCAR, KGI, KIAT, KISS, KK, KTIS, KWC, KWM, LDC, LEO, LHK, MACO, METCO, MICRO, MK, MVP, NCAP, NOVA, NTSC, PACO, PIN, PQS, PREB, PRI, PRIME, PROEN, PROS, PROUD, PSTC, PTECH, PYLON, RCL, SALEE, SANKO, SCI, SCN, SE, SE-ED, SFLEX, SINGER, SKN, SONIC, SORKON, SPVI, SSP, SST, STANLY, STP, SUPER, SVOA, SWC, TCC, TEKA, TFM, TMILL, TNP, TPLAS, TPOLY, TRC, TRU, TRUBB, TSE, VRANDA, WAVE, WFX, WIJK, WIN, WP, XO

Companies with Good CG Scoring

24CS, AMANAH, AMAROC, AMC, APP, ASAP, BCT, BE8, BIG, BIOTEC, BLESS, BSM, BVG, CAZ, CCET, CHARAN, CHAYO, CHOTI, CITY, CMAN, CMR, CRANE, CWT, DHOUSE, DTCENT, EASON, FNS, FTE, GIFT, GJS, GTB, GTV, GYT, HL, HTECH, HYDRO, IIG, INGRS, INSURE, IRCP, ITD, ITNS, JCK, JMT, JR, JSP, KBS, KGEN, KJL, L&E, LEE, MASTER, MBAX, MEB, MENA, META, MGT, MITSIB, MJD, MOSHI, MUD, NATION, NNCL, NPK, NSL, NV, OGC, PAF, PCC, PEACE, PICO, PK, PL, PLANET, PLE, PMTA, PPM, PRAKIT, PRAPAT, PRECHA, PRIN, PSG, RABBIT, READY, RJH, RSP, RWI, S11, SAAM, SAF, SAMCO, SAWAD, SCAP, SCP, SIAM, SKE, SKY, SMART, SMD, SMIT, SOLAR, SPA, STECH, STPI, SVR, TC, TCCC³, TEAM, TFI, TIGER, TITLE, TKC, TMI, TNH, TPA, TPAC, TRITN, UBA, UMI, UMS, UTP, VARO, VPO, W, WARRIX, WORK, WPH, YONG, ZIGA

Corporate Governance Report

The material contained in this publication is for general information only and is not intended as advice on any of the matters discussed herein. Readers and others should perform their own independent analysis as to the accuracy or completeness or legality of such information. The Thai Institute of Directors, its officers, the authors and editor make no representation or warranty as to the accuracy, completeness or legality of any of the information contained herein. By accepting this document, each recipient agrees that the Thai Institute of Directors Association, its officers, the authors and editor shall not have any liability for any information contained in, or for any omission from, this publication.

The survey result is as of the date appearing in the Corporate Governance Report of Thai Listed Companies. As a result, the survey result may be changed after that date. InnovestX Securities Company Limited does not conform nor certify the accuracy of such survey result.

To recognize well performers, the list of companies attaining "Good", "Very Good" and "Excellent" levels of recognition (Not including listed companies qualified in the "no announcement of the results" clause from 1 January 2022 to 31 October 2023) is publicized.

¹OISHI was voluntarily delisted from the Stock Exchange of Thailand, effectively on September 6, 2023

²SFP was voluntarily delisted from the Stock Exchange of Thailand, effectively on July 19, 2023

³TCCC was voluntarily delisted from the Stock Exchange of Thailand effectively on August 25, 2023

Anti-corruption Progress Indicator

Certified (ได้มาตรฐาน)

2S, 7UP, AAI, ADVANC, AF, AH, AI, AIE, AIRA, AJ, AKP, AMA, AMANAH, AMATA, AMATAV, AP, APCO, AS, ASIAN, ASK, ASP, AWC, AYUD, B, BAFS, BAM, BANPU, BAY, BBGI, BBL, BCH, BCP, BCPG, BE8, BEC, BEYOND, BGC, BGRIM, BKI, BLA, BPP, BROOK, BRR, BSBM, BTS, BWG, CEN, CENTEL, CFRESH, CGH, CHEWA, CHOTI, CHOW, CIG, CIMBT, CM, CMC, COM7, CPALL, CPAXT, CPF, CPI, CPL, CPN, CPW, CRC, CSC, DCC, DELTA, DEMCO, DIMET, DOHOME, DRT, DUSIT, EA, EASTW, ECF, EGCO, EP, EPG, ERW, ESTAR, ETC, ETE, FNS, FPI, FPT, FSMART, FTE, GBX, GC, GCAP, GEL, GFPT, GGC, GJS, GPI, GPSC, GSTEEL, GULF, GUNKUL, HANA, HARN, HENG, HMPRO, HTC, ICC, ICHI, IFS, IILINK, ILM, INET, INOX, INSURE, INTUCH, IRPC, ITEL, IVL, JAS, JKN, JR, JTS, KASET, KBANK, KBS, KCAR, KCCAMC, KCE, KGEN, KGI, KKP, KSL, KTB, KTC, L&E, LANNA, LHFG, LHK, LPN, LRH, M, MAJOR, MALEE, MATCH, MBAX, MBK, MC, MCOT, META, MFC, MFEC, MILL, MINT, MONO, MOONG, MSC, MST, MTC, MTI, NATION, NCAP, NEP, NKI, NOBLE, NRF, NWR, OCC, OGC, OR, ORI, PAP, PATO, PB, PCSGH, PDG, PDJ, PG, PHOL, PIMO, PK, PL, PLANB, PLANET, PLAT, PM, PPP, PPM, PR9, PREB, PRG, PRINC, PRM, PROS, PSH, PSL, PSTC, PT, PTECH, PTG, PTT, PTTEP, PTTGC, PYLON, Q-CON, QH, QLT, QTC, RABBIT, RATCH, RML, RS, RWI, S&J, SAAM, SABINA, SAK, SAPPE, SAT, SC, SCC, SCCC, SCG, SCGP, SCM, SCN, SEAOLIL, SE-ED, SELIC, SENA, SGC, SGP, SIRI, SITHAI, SKR, SMIT, SMK, SMPC, SNC, SNP, SORKON, SPACK, SPALI, SPC, SPI, SPRC, SRICHA, SSF, SSP, SSSC, SST, STA, STGT, STOWER, SUSCO, SVI, SYMC, SYNTAC, TAE, TAKUNI, TASCOC, TCAP, TCMC, TFG, TFI, TFMAMA, TGE, TGH, THANI, THCOM, THIP, THRE, THREL, TIDLOR, TIPCO, TISCO, TKS, TKT, TMD, TMILL, TMT, TNITY, TNL, TNP, TNR, TOG, TOP, TOPP, TPA, TPCS, TRT, TRU, TSC, TSI, TSTE, TSTH, TTA, TTB, TTCL, TU, TVDH, TVO, TWPC, UBE, UBIS, UEC, UKEM, UOBKH, UV, VCOM, VGI, VIH, WACOAL, WHA, WHAUP, WICE, WIJK, XO, YUASA, ZEN, ZIGA

Declared (ประกาศเจตจำนง)

ACE, ADB, ALT, AMC, ASW, BLAND, BTG, BYD, CAZ, CBG, CV, DEXON, DMT, EKH, FSX, GLOBAL, GREEN, ICN, IHL, ITC, J, JMART, JMT, LEO, LH, MENA, MITSIB, MODERN, NER, NEX, OSP, PEER, PLUS, POLY, PQS, PRIME, PROEN, PRTR, RBF, RT, SA, SANKO, SCB, SENX, SFLEX, SIS, SKE, SM, SVOA, TBN, TEGH, TIPH, TKN, TPAC, TPLAS, TQM, TRUE, W, WPH, XPG

N/A

24CS, 3K-BAT, A, A5, AAV, ABM, ACAP, ACC, ACG, ADD, ADVICE, AEONTS, AFC, AGE, AHC, AIT, AJA, AKR, AKS, ALL, ALLA, ALPHAX, ALUCON, AMAROC, AMARIN, AMR, ANAN, ANI, AOT, APCO, APEX, APO, APP, APURE, AQUA, ARIN, ARIP, ARROW, ASAP, ASEFA, ASIA, ASIMAR, ASN, ATP30, AU, AUCTION, AURA, B52, BA, BBIK, BC, BCT, BDMS, BEAUTY, BEM, BGT, BH, BIG, BIOTEC, BIS, BIZ, BJC, BJCHI, BKD, BKGI, BLC, BLESS, BLISS, BM, BOL, BPS, BR, BRI, BROCK, BSM, BSRC, BTNC, BTW, BUI, BVG, CCET, CCP, CEYE, CGD, CH, CHARAN, CHASE, CHAYO, CHG, CHIC, CHO, CI, CITY, CIVIL, CK, CKP, CMAN, CMO, CMR, CNT, COCOCO, COLOR, COMAN, CPANEL, CPH, CPR, CPT, CRANE, CRD, CREDIT, CSP, CSR, CSS, CTW, CWT, D, DCON, DDD, DHOUSE, DITTO, DOD, DPAINT, DTCENT, DTCL, DV8, EASON, ECL, EE, EFORL, EMC, ETL, EURO, EVER, F&D, FANCY, FE, FLOYD, FMT, FN, FORTH, FTI, FVC, GABLE, GENCO, GFC, GIFT, GL, GLAND, GLOCON, GLORY, GRAMMY, GRAND, GSC, GTB, GTV, GYT, HEALTH, HFT, HL, HPT, HTECH, HUMAN, HYDRO, I2, IFEC, IIG, IMH, IND, INGRS, INSET, IP, IRC, IRCP, IT, ITD, ITNS, ITTHI, JAK, JCK, JCT, JDF, JPARK, JSP, JUBILE, K, KAMART, KC, KCG, KCM, KDH, KEX, KIAT, KISS, KJL, KK, KKC, KLINIQU, KOOL, KTIS, KTMS, KUMWEL, KUN, KWC, KWI, KWM, KYE, LALIN, LDC, LEE, LIT, LOXLEY, LPH, LST, MANNIN, MASTER, MATI, MCA, M-CHAI, MCS, MDX, MEB, MEGA, METCO, MGC, MGI, MGT, MICRO, MIDA, MJD, MK, ML, MORE, MOSHI, MTW, MUD, MVP, NAM, NAT, NC, NCH, NCL, NDR, NEO, NETBAY, NEW, NEWS, NFC, NL, NNCL, NOK, NOVA, NPK, NSL, NTSC, NTV, NUSA, NV, NVD, NYT, OHTL, ONEE, ORN, PACE, PACO, PAF, PANEL, PCC, PEACE, PERM, PF, PHG, PICO, PIN, PJW, PLE, PLT, PMTA, POLAR, PORT, POST, PPM, PRAKIT, PRAPAT, PRECHA, PRI, PRIN, PRO, PROUD, PSG, PSP, PTC, PTL, QTCG, RAM, RCL, READY, RICHY, RJH, ROCK, ROCTEC, ROH, ROJNA, RP, RPC, RPH, RSP, S, S11, SABUY, SAF, SAFARI, SAFE, SAFARI, SAM, SAMART, SAMCO, SAMTEL, SAUCE, SAV, SAWAD, SAWANG, SBNEXT, SCAP, SCGD, SCI, SCL, SCP, SDC, SE, SEAFCO, SECURE, SFT, SGF, SHANG, SHR, SIAM, SICT, SIMAT, SINGER, SINO, SISB, SJWD, SK, SKN, SKY, SLM, SLP, SMART, SMD, SMT, SNNP, SO, SOLAR, SONIC, SPA, SPCG, SPG, SPJEME, SPVI, SQ, SR, SRS, SSC, STANLY, STARK, STC, STEC, STECH, STHAI, STI, STP, STPI, STX, SUC, SUN, SUPER, SUTHA, SVR, SVT, SWC, SYNEX, TACC, TAN, TAPAC, TC, TCC, TCJ, TCOAT, TEAM, TEAMG, TEKA, TERA, TFM, TGPRO, TH, THAI, THANA, THE, THG, THMUI, TIGER, TITLE, TK, TKC, TLI, TM, TMC, TMI, TMW, TNDT, TNH, TNPC, TOA, TPBI, TPCH, TPIPL, TPIPP, TPL, TPOLY, TPP, TQB, TR, TRC, TRITN, TRP, TRUBB, TRV, TSE, TTI, TTT, TTW, TURTLE, TVH, TVT, TWP, TWZ, TYCN, UAC, UBA, UMI, UMS, UNIQ, UP, UPF, UPOIC, UREKA, UTP, UVAN, VARO, VIBHA, VL, VNG, VPO, VRANDA, WARRIX, WAVE, WELL, WFX, WGE, WIN, WINDOW, WINMED, WINNER, WORK, WORLD, WP, YGG, YONG, ZAA

Explanations

Companies participating in Thailand's Private Sector Collective Action Coalition Against Corruption programme (Thai CAC) under Thai Institute of Directors (as of November 1, 2023) are categorised into: companies that have declared their intention to join CAC, and companies certified by CAC.